

E-SERIES 09



THE BEST-SELLING FULL-SIZE VANS¹

THE FULL-SIZE VANS THAT
DO MORE
AND DO IT BETTER



From left: E-350 SRW Cutaway • Oxford White with Aftermarket Van Body
E-250 Cargo Van • Brilliant Silver with Exterior Upgrade and General Contractor Packages
E-350 XLT Wagon • Royal Red

Vehicles throughout this catalog are shown with optional and aftermarket upfit equipment.
See Specifications section for Footnotes & Disclaimers.

LEADERSHIP, NEW INNOVATIONS AND TOUGHNESS

Ever since E-Series first hit the road, this lineup has broken new ground. The 2009 E-Series Vans, Cutaways and Wagons follow that lead with more of what you need: a new 2009 E-150 Extended Cargo Van, an all-new instrument panel, all-new onboard technology options for doing business right from your vehicle, and much more. The full-size van leader since 1979 just keeps getting better.

NEW FOR 2009

- ALL-NEW INSTRUMENT PANEL
- NEW 2009 E-150 EXTENDED CARGO VAN
- ALL 4.6L & 5.4L GAS ENGINES NOW FLEXIBLE FUEL-CAPABLE
- ALL-NEW NAVIGATION/AUDIO COMBINATION OPTIONS
- NEW INTEGRATED TRAILER BRAKE CONTROLLER OPTION
- NEW REAR VIEW CAMERA OPTION ON VANS & WAGONS
- NEW UPFITTER SWITCHES OPTION
- FORD WORK SOLUTIONS™ TECHNOLOGY TOOLS FOR PRODUCTIVITY
- ALL-NEW ALTERNATOR LINEUP ON GAS ENGINES
- NEW AERIAL BUCKET CARGO VAN SUSPENSION OPTION
- ADVANCETRAC® WITH RSC® (ROLL STABILITY CONTROL™)² NOW AVAILABLE ON GAS ENGINE CARGO VANS



ALL-NEW INSTRUMENT PANEL



TAKE COMMAND WITH EASE

NEW LOOK, NEW FEATURES, AND A USER-FRIENDLY DESIGN Get in and feel the instant comfort of these new surroundings. The all-new instrument panel offers intuitive controls. The new front captain's chairs are built for all-day support. And a host of new standard features and options make E-Series more convenient and productive. A warm welcome is waiting in your new workplace.



NEW MESSAGE CENTER OPTION displays important information such as tire pressure, miles to empty, average fuel economy, as well as systems checks for fuel level and much more. Standard with diesel engine; includes engine-hour meter.

NEW DASH-TOP STORAGE TRAY keeps frequently used items easily at hand.

NEW UPFITTER SWITCHES OPTION can operate up to 4 high-power relays for heavy-duty accessories. This super-clean installation is pre-wired and ready to go.

NEW INTEGRATED TRAILER BRAKE CONTROLLER (TBC) OPTION seamlessly balances the performance of the vehicle brakes and electric trailer brakes.³

NEW AUDIO INPUT JACK lets you play music from any compatible MP3 player through the vehicle's audio system. Included on AM/FM/single-CD, Premium Plus Audio or Navigation Radio options.

NEW AVAILABLE PASSENGER AIRBAG CUTOFF SWITCH OPTION

NEW GLOVE BOX has a standard 12-volt power point inside, bringing the total to 3 power points on Vans and 4 on Wagons.

NEXT-GENERATION NAVIGATION RADIO OPTION includes turn-by-turn voice directions, premium audio with single-CD player and SIRIUS[®] Satellite Radio⁴ capability (includes initial 6-month SIRIUS subscription).

NEW STANDARD CENTER CONSOLE has lots of usable storage, and the new upright storage bin stores clipboards or a laptop.

NEW DOOR-TRIM PANELS

2 large bins and an elastic driver-side map strap offer plenty of storage.



NEW FRONT CAPTAIN'S CHAIRS

They're re-engineered and reshaped with a comfortable and supportive design. Shown with optional cloth upholstery.





COMPUTING

Ford joins forces with Sprint, MAGNETI MARELLI and Garmin to deliver a powerful, high-speed Internet-capable in-dash computing and communications system. This rugged, automotive-grade device can operate in extreme heat and cold.



WEB ACCESS/MOBILE PHONE Sprint Mobile Broadband Network web access connects you with your office server and the Internet. Download files, check e-mail and more. Make speakerphone calls using your Bluetooth-enabled phone contact list.



GARMIN NAVIGATION Detailed directions, maps and points of interest, addresses and services at your fingertips, plus voice-prompted turn-by-turn directions that speak street names. Ask for directions? Never again. (Some setup required.)



DOCUMENTS The computing system runs applications that let you create and update bid forms, spreadsheets and more. Its bright 6.5" screen is easy to read in any light. Upload and back up valuable data via its USB port or SD memory card.



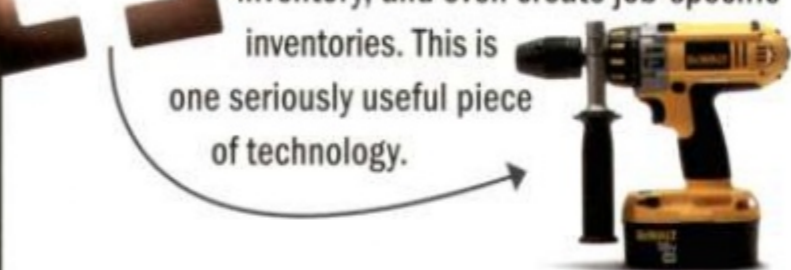
WIRELESS PRINTER INTERFACE Add a wireless printer so you can crank out contracts or work orders, and even print invoices. Pretty darn convenient. (Wireless printer not included.)

OPTIONS FOR YOUR MOBILE OFFICE

TOOL LINK

Ford Work Solutions™ Tool Link™ from DeWalt® uses Radio Frequency ID (RFID) technology to tell you what's in your truck and what isn't. Check Tool Link before you leave for a job to make sure you have the inventory, equipment and tools you need. Check it again at the end of the workday to see that all the gear you used at the job site is back on board. You create inventories with included RFID tags and Tool Link software in the onboard computing system. The system can track

the items you tagged whenever they're in the truck, and alert you if they're missing. You can add new items to an existing inventory, and even create job-specific inventories. This is one seriously useful piece of technology.



CREW CHIEF

With Crew Chief™ from Microlise™ you can tell where each truck is, 24/7. Just pull up the website on the Ford Work Solutions in-dash computer in your truck, or use any computer with web access. With Crew Chief, you can see which truck is closest to the job you need done. Crew Chief can also provide vehicle operating information that's vital to the life of your trucks. Optional diagnostics and maintenance reports give you the information you need to help keep your trucks on the road. It doesn't matter if you've got 5 trucks or 500, Crew Chief can help raise your efficiency and productivity.



Ford Licensed Accessories. See your dealer for limited warranty details. Sprint is a registered trademark of Sprint Nextel. Sprint Mobile Broadband Network reaches over 248 million people (including data roaming). Coverage not available everywhere. See sprint.com/coverage for details. MAGNETI MARELLI is a registered trademark of Magneti Marelli Holding S.p.A. Garmin is a registered trademark of Garmin Ltd. The Bluetooth word mark is a registered trademark owned by the Bluetooth SIG, Inc. Items outfitted with a Tool Link RFID tag that are placed in metal containers, including the Racks and Bins drawers, will not be identified as Tool Link RFID signals do not penetrate metal containers. DeWALT is a trademark of DeWALT Industrial Tool Company used under license. Microlise Group Limited is a company registered in England and Wales with company number 1670983.

STABLE AND STRONG



AMAZING NEW TOWING TECHNOLOGIES

Put E-Series' outstanding towing capabilities to their best use with available cutting-edge features like the Integrated Trailer Brake Controller, Rear View Camera and more. They're all designed to help you haul big payloads and even bigger trailers, while maintaining optimum control of your vital cargo.

NEW FACTORY-INTEGRATED TRAILER BRAKE CONTROLLER

This sophisticated option uses braking input, vehicle speed and information from the vehicle's Anti-lock Brake System (ABS) to balance the performance of the van brakes and electric trailer brakes, offering you more confidence and control.² It's technology you won't find on any other full-size van.



NEW REAR VIEW CAMERA

Activated when you shift into reverse, this option shows a rearview video image that includes a center line and distance guides – perfect for backing up to your cargo or hooking up a trailer. Navigation Radio version shown.



TELESCOPING TRAILER TOW MIRRORS

Standard manually telescoping/folding trailer tow mirrors let you see around a big trailer. Their large viewing areas inspire confidence.



POWER AND PEACE OF MIND




HEAVY-DUTY BRAKE SYSTEMS

Large front and rear rotors and calipers provide a huge swept area for sure stopping power. These robust components and pad materials promote low operating temperatures while supporting heavy-duty capability and durability. Standard on all 2009 E-Series.



CHASSIS, SUSPENSION & STEERING

The E-Series chassis delivers toughness and control in equal measure. Maximum GVWR is a best-in-class 14,500 lbs.¹ and the front GAWR peaks at a class-leading 5000 lbs.¹ The front sway bar helps deliver solid handling. Front and rear shocks are tuned to deliver a smooth ride. The steering gear boost-curve provides excellent road feel and steering feedback to the driver.



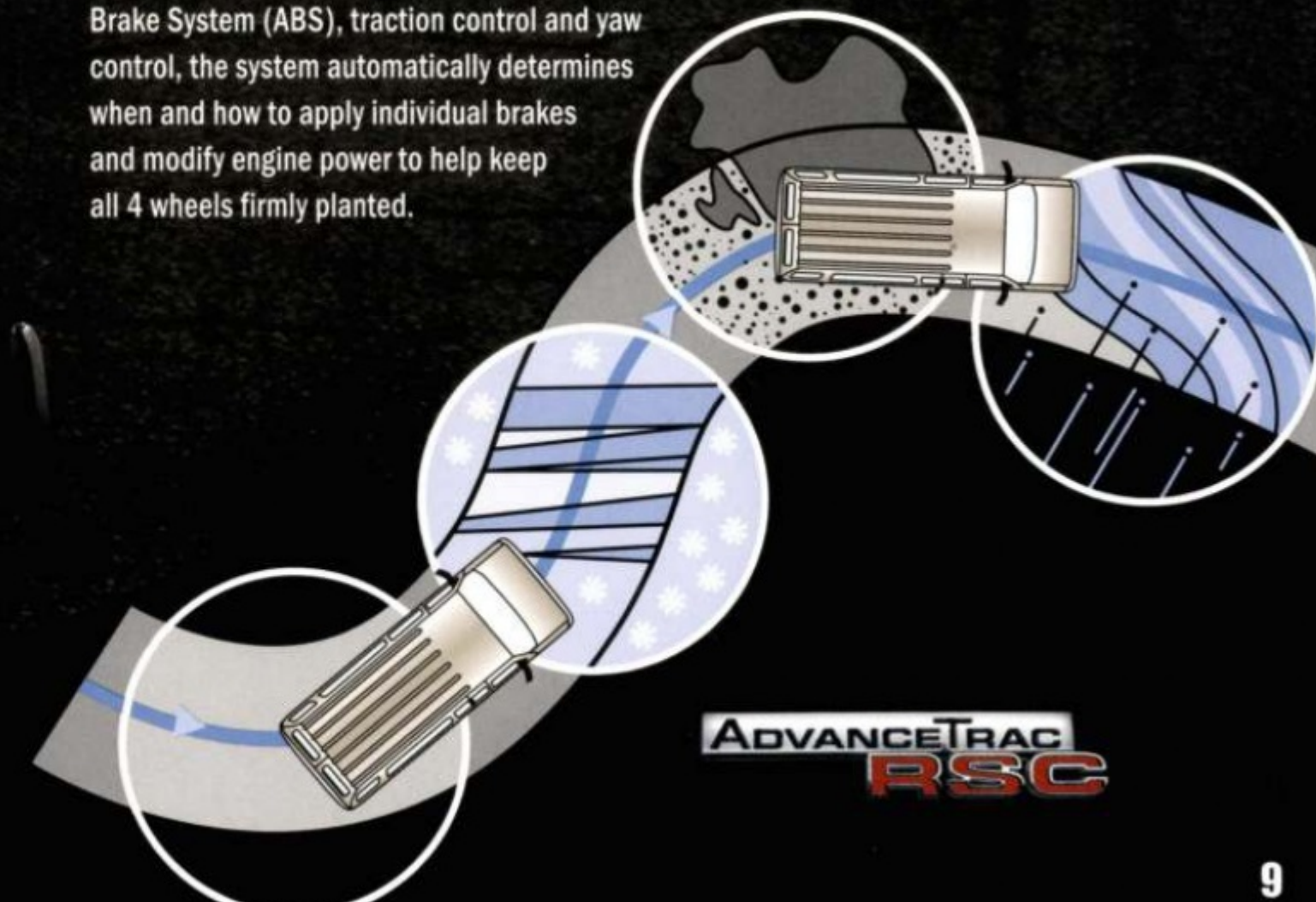
6.0L POWER STROKE® V8 TURBO DIESEL



This workhorse pumps out 235 hp and generates an impressive 440 lb.-ft. of torque. Its Electronic Variable Response Turbo (EVRT®) helps deliver low-speed response, plus steep-grade and high-altitude performance. The 6.0L Power Stroke is backed by a 5-year/100,000-mile limited warranty.²

EFFECTIVE STABILIZATION TECHNOLOGY

AdvanceTrac® with RSC® (Roll Stability Control™)² is class-exclusive¹ technology. It's standard on any Wagon or Recreational Van equipped with a gas engine, and optional on Commercial Vans when equipped with gas engines. Working in conjunction with the Anti-lock Brake System (ABS), traction control and yaw control, the system automatically determines when and how to apply individual brakes and modify engine power to help keep all 4 wheels firmly planted.



THE BEST-SELLING FULL-SIZE VAN

A VAN FOR ALL REASONS

CONSTANTLY EXPANDING ITS RANGE OF ABILITIES

E-Series Vans provide flexibility to adapt to your trade, capability to do the job, and durability for the long run. Up to 278 cu. ft. of available cargo room features standard double-wall construction to help protect outer body work from shifting loads. As always, E-Series Vans offer you lots of choices: 4 combinations of engine/transmissions, the TorqShift® 5-speed automatic with Tow/Haul Mode®, gasoline or diesel power, sliding or swing-out side cargo doors, windows all around or panel sides, no-charge racks and bins packages, and trade-specific upfitter packages. The challenges are out there. E-Series is ready to meet them.

MAXIMUM CAPABILITIES (LBS.) ⁷	GVWR	PAYLOAD
E-150 VAN	8520 – 8600	3230
E-150 EXTENDED VAN	8600	3120
E-250 VAN	8900 – 9000	3590
E-250 EXTENDED VAN	8900 – 9000	3460
E-350 VAN	9500	4030
E-350 EXTENDED VAN	9500	3880

E-150 EXTENDED VAN ADDED

Having too much capacity can be as costly as having too little, and that can mean the difference between profit and loss. With the E-150 Extended Length Van, Ford offers you an even wider range of GVWRs and payloads to help you get exactly what you need.

E-250 Extended Length Cargo Van • Royal Red • Optional Equipment: General Contractor Package, Exterior Upgrade Package and QuietFlex™ III



E-Series Cargo Van • Vermillion Red • Standard 172° Opening Rear Doors • Optional Equipment: Ford Work Solutions™ QuietFlex™ III and Other Optional Equipment

SMART STORAGE OPTIONS AT NO CHARGE



QUIETFLEX III COMPOSITE RACKS AND BINS

MASTERACK STEEL RACKS AND BINS



MAKE THE MOST OF YOUR E-SERIES

Choose from MasterRack® Steel Racks and Bins, the EconoCargo™ System, or the new QuietFlex III Composite Racks and Bins Package, all available at no extra charge.⁸

QUIETFLEX III

COMPOSITE RACKS AND BINS PACKAGE

Talk about versatility. The E-Track Cargo Management System is located behind the driver bulkhead **A**. The removable toolbox **B** can hang from a shelf or be carried to a job site. Bottom-tapered uprights allow 4'-wide sheet storage. Snap-in Dividers **C** reconfigure or remove instantly without tools.

MASTERACK

STEEL RACKS AND BINS

This rugged package includes a set of steel cabinets, shelves, drawers and shelf dividers. It's ideal for secure storage of tools and parts. A full-width, lockable safety partition provides work area access from the passenger compartment.

ECONOCARGO

CARGO MANAGEMENT SYSTEM

Durable panels of high-density polyethylene help keep cargo in place and offer an advantage: Functional insulation helps the E-Series interior retain heat and cold. That's a definite plus for dozens of applications, including food service, produce delivery, medical supply and more. (Color of strap may vary.)



VOCATIONAL DEDICATION

SERIOUSLY USEFUL UPGRADES

E-Series offers tailor-made, vocation-specific upgrades. Package 1 (General Contractor) turns the roof into load space with a ladder rack and crossbow **A**. Package 2 (Electrical Contractor/Appliance Repair) delivers a 12-drawer cabinet, tilt shelf⁹ and wire spool rack with optional tool box door, triple hooks and shelf dividers **B**. Package 3 (Plumbing/HVAC) provides a 12-drawer cabinet, tilt shelf⁹ and 3-tank rack for organized, secure storage of tools and supplies **C**.



ELECTRICAL CONTRACTOR APPLIANCE APPLICATION



PLUMBING/HVAC APPLICATION
(**B** and **C** shown with Steel Racks and Bins)




OPTIONAL GENERAL DELIVERY PACKAGE

This sturdy shelving package gives you lots of options, including open floor space underneath. The adjustable shelves are rated to hold package loads weighing up to 200 lbs.

E-GUARD

CARGO PROTECTION SYSTEM™

A segment-exclusive option featuring reinforced rear- and side-door locks, E-Guard is available on Commercial Vans with 60/40 split side cargo doors. To provide an even higher level of security, the system is designed to be unlocked only with the vehicle key, even on models with remote keyless entry.



STEEL-REINFORCED

REAR LICENSE PLATE HOUSING

This rugged enhancement (shown in blue on x-ray view above) also includes a steel lock cylinder flange. It boosts the tamper resistance of the rear door lock cylinder and locking mechanism. Standard on Vans and Wagons.

SECURILOCK®

PASSIVE ANTI-THEFT IGNITION SYSTEM

Designed to help prevent the engine from being started unless a coded key programmed to your vehicle is used. Optional on single-rear-wheel models only.

AERIAL BUCKET SUSPENSION PACKAGE

This new-for-2009 option is available on E-350 Vans, and includes heavy-duty front and rear springs to help balance the weight of a bucket mechanism and rear-bumper platform.

E-250 Cargo Van • Vermillion Red • Optional Equipment: Exterior Upgrade Package, Forged-Aluminum Wheels, Telescoping Power Trailer Tow Mirrors and General Contractor Package

THIS SPACE RESERVED FOR YOUR BUSINESS

THE BIGGEST SELECTION OF VAN-BASED CUTAWAYS

can be adapted for nearly any duty – from demanding emergency service to a multitude of trades, to shuttle transportation. Their beefy capacities, rugged capabilities and Built Ford Tough® reputations have made E-Series the full-size van sales leader since 1979.



CUTAWAY STANDARD FRAME is ideally suited to applications that require a low, flat loadfloor.

E-250 SUPER DUTY®

CUTAWAYS

A compact design and rugged 4.6L Flexible Fuel-capable V8 defines the first level in the E-Series Cutaway lineup. With its mid-ship fuel tank location, you benefit from enhanced rear load capacity.

MAXIMUM CAPABILITIES (LBS.) ⁷	GVWR	PAYLOAD
E-250 CUTAWAY SRW	8600	4302
E-350 CUTAWAY SRW	9600 – 9900	4878
E-350 CUTAWAY DRW	10,000 – 12,500	7442
E-450 CUTAWAY DRW	14,050 – 14,500	8970



E-350 SUPER DUTY

CUTAWAYS

Supremely versatile heavy-duty Cutaways, the E-350 lineup offers 3 powertrain choices as well as Shuttle Bus Prep, Ambulance, Motorhome and School Bus Package options. 158" and 176" wheelbase chassis are available with a class-leading 5000-lb. front GAWR and a GVWR of 12,500 lbs.

E-450 SUPER DUTY

CUTAWAYS

E-450 offers a standard 5.4L V8 FFV. You can spec giant payloads (see chart above), and select GCWRs up to 20,000 lbs.⁵ for outstanding towing capability. A 5000-lb. front GAWR is standard with an optional 6.8L V10 or 6.0L Power Stroke® V8 Turbo Diesel. An available 40-gal. fuel tank provides more usable rear GAWR. The standard 4-wheel disc brake system with ABS provides the stopping power you need to handle huge loads.

NEW SRW E-350 SUPER DUTY

CUTAWAYS

This new SRW configuration offers a GVWR of up to 9900 lbs. A mid-ship fuel tank location delivers enhanced rear load capacity. Available on 138" SRW wheelbase with 5.4L V8 FFV only.





GATHER A CROWD

IN ABUNDANT ROOM AND COMFORT

With an all-new instrument panel and upgraded front captain's chairs greeting them, driver and front passenger definitely get the VIP treatment. But those aren't the only great seats in the house. E-Series Wagons have comfortable space for a big crew and all their gear. Air conditioning is standard. Seating includes 7-, 8-, 11-, 12-, 14-, or 15-passenger¹⁰ options, with a center-aisle ship-thru option too. All rear bench seats have center-position, 3-point, seat-integrated safety belts. A self-latching system makes it easy to remove and re-install rear seats. Lots of comfort. Lots of choices. That's E-Series Wagon.

E-350 15-Passenger Extended Length Wagon • Medium Pebble Cloth • Optional Equipment



REVERSE SENSING SYSTEM

When activated, this optional feature works automatically when slowly backing up or parallel parking. It senses certain objects up to 6' behind your vehicle, beeping more rapidly as you get closer — a big help when full vehicle loads limit your rear visibility. Available on Vans and Wagons with rear step or contour bumpers.



XLT PREMIUM PACKAGE

Add optional luxuries to dress up your 7-passenger E-150 Regular Length Wagon. This package features 1st- and 2nd-row leather-trimmed captain's chairs, a standard 6-way power driver seat, remote keyless entry, a leather-wrapped steering wheel, overhead console and privacy glass. Exterior appointments include two-tone paint, forged-aluminum wheels, and running boards.



ACCESSIBILITY UPFITTING

E-Series is an outstanding mobility choice. Aftermarket upfits such as a fully automatic wheelchair lift, raised roof, flip seating, wheelchair restraint system and hand controls are available. Discover a world of possibilities at mobilitymotoringprogram.com.



6.0L POWER STROKE®

V8 TURBO DIESEL

This proven workhorse pumps out 235 hp and generates an impressive 440 lb.-ft. of torque. Cast-iron block and heads withstand the combustion pressures of peak diesel operation. The robust design also features a stiff bedplate, which enhances durability. The Power Stroke is backed by a 5-year/100,000-mile limited warranty.⁵



FLEXIBLE FUEL

All E-Series 4.6L and 5.4L gas engines are Flexible Fuel capable. Ford Flex-Fuel Vehicles (FFVs) give you the power of choice. E85 or gasoline? FFV lets you decide right at the pump. Both E-Series FFVs can run on E85 (85% ethanol/15% gasoline), straight gasoline, or any combination of the two. Since Ford introduced FFVs back in the mid-1990s, we've put nearly 2 million on the road, with a stream of refinements along the way.





6.8L GAS V10

For best-in-class gas torque, opt for an available 6.8L V10. Its Electronic Throttle Control (ETC) modulates torque at the drive wheels for smooth, seamless engine response.

ENGINE RATINGS

	4.6L SOHC V8 FFV	5.4L SOHC V8 FFV	6.8L SOHC V10	6.0L POWER STROKE V8 TURBO DIESEL
Horsepower (hp @ rpm)	225 @ 4800	255 @ 4500	305 @ 4250	235 @ 3150
Torque (lb.-ft. @ rpm)	286 @ 3500	350 @ 2500	420 @ 3250	440 @ 1600

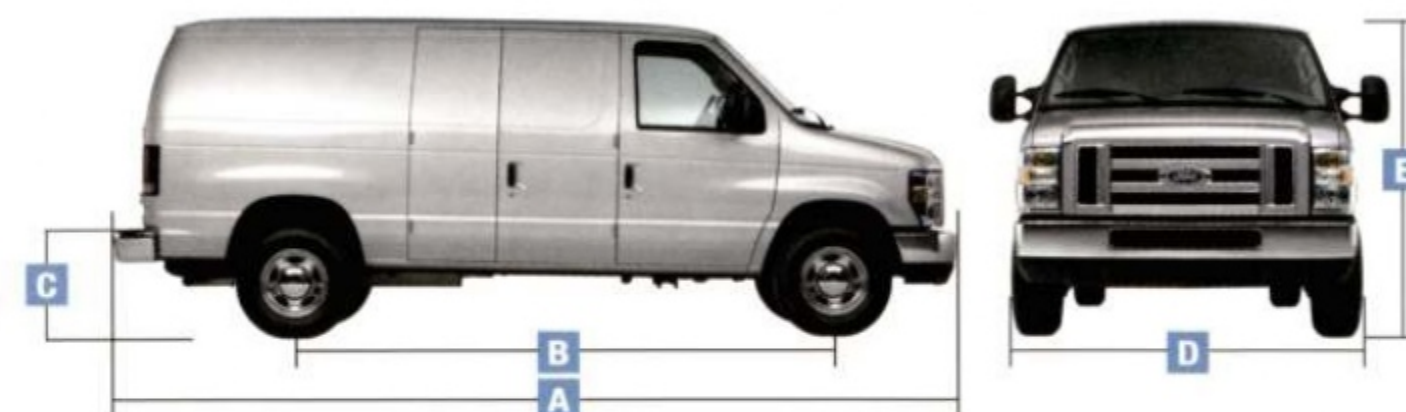


TORQSHIFT 5-SPEED AUTOMATIC

Ford's most rugged transmission has been proven on F-Series Super Duty® Chassis Cabs and Pickups. The available 5-speed automatic TorqShift® transmission is designed for the high torque outputs of powerful E-Series engines. An innovative Tow/Haul Mode¹² reduces gear hunting when towing and uses engine braking when descending steep grades.

DIMENSIONS

	E-150 REGULAR LENGTH	E-150 EXTENDED LENGTH	E-250/E-350 SUPER DUTY REG. LENGTH	E-250/E-350 SUPER DUTY EXT. LENGTH
EXTERIOR				
A. Overall length	216.7"	236.4"	216.7"	236.4" (Van) 236.7" (Wagon)
B. Wheelbase	138.0"	138.0"	138.0"	138.0"
C. Loadfloor height	28.0" (Van) 28.8" (Wagon)	28.6"	31.1"/29.5" (Van) 30.2" (Wagon)	31.5"/29.7" (Van) 29.1" (Wagon)
D. Overall width (excluding mirrors)	79.4"	79.4"	79.4"	79.4"
Overall width (including mirrors)	106.0" (Van) 95.7" (Wagon)	106.0"	106.0" (Van) 95.7" (Wagon)	106.0" (Van) 95.7" (Wagon)
E. Height	82.4" (Van) 82.1" (Wagon)	82.6"	84.8"/83.7" (Van) 83.1" (Wagon)	85.0"/83.6" (Van) 82.3" (Wagon)
Rear cargo door opening height	49.5" (Van) 46.8" (Wagon)	49.5"	49.5" (Van) 46.8" (Wagon)	49.5" (Van) 48.0" (Wagon)
Rear cargo door opening width	53.9" (Van)	53.9"	53.9" (Van)	53.9" (Van)
Side cargo door opening height	48.2" (Van)	48.1"	48.2" (Van)	48.1" (Van)
Swing-out side cargo door opening width	44.8"	44.8"	44.8"	44.8"
Sliding side cargo door opening width	45.6"	45.6"	45.6"	45.6"
INTERIOR				
1st Row				
Head room	42.0"	42.0"	42.1" (Van) 42.0" (Wagon)	42.1" (Van) 42.0" (Wagon)
Shoulder room	68.1"	68.1"	68.1"	68.1"
Hip room	65.6"	65.6"	65.6"	65.6"
Leg room	40.0"	40.0"	40.0"	40.0"
2nd Row (Wagon)				
Head room	40.2"	—	40.2"	40.2"
Shoulder room	71.7"	—	71.7"	72.8"
Hip room	66.5"	—	66.5"	68.6"
Leg room	38.8"	—	38.8"	38.8"
3rd Row (Wagon)				
Head room	40.1"	—	40.1"	40.1"
Shoulder room	71.7"	—	71.7"	71.7"
Hip room	66.8"	—	66.8"	66.8"
Leg room	40.0"	—	40.0"	40.0"
4th Row (Wagon)				
Head room	—	—	38.9"	39.6"
Shoulder room	—	—	69.4"	69.4"
Hip room	—	—	66.1"	66.1"
Leg room	—	—	39.4"	39.4"
5th Row (Wagon)				
Head room	—	—	—	37.4"
Shoulder room	—	—	—	67.5"
Hip room	—	—	—	65.8"
Leg room	—	—	—	37.0"
Van Only				
Maximum cargo volume (cu. ft.) behind 1st row	237.8	278.3	237.8	278.3



MAXIMUM LOADED TRAILER WEIGHT⁷ (lbs.)

AUTOMATIC TRANSMISSION

WAGON

Engine	Axle Ratio	GCWR (lbs.)	E-150	E-350 SUPER DUTY	E-350 SUPER DUTY EXTENDED
4.6L SOHC V8 FFV	3.73	11,500	5500	—	—
	4.10	12,000	6000	—	—
5.4L SOHC V8 FFV	3.73	13,000	7000	6700	6500
	4.10	13,000	7000	6700	6500
6.8L SOHC V10	3.73	15,000	—	8500	8300
	4.10	18,500	—	10,000	10,000

VAN¹³

Engine	Axle Ratio	GCWR (lbs.)	E-150	E-150 EXTENDED	E-250	E-250 EXTENDED	E-350 SUPER DUTY	E-350 SUPER DUTY EXTENDED
4.6L SOHC V8 FFV	3.73	11,500	6000	5800	5900	5800	—	—
	4.10	12,000	6500	6300	6400	6300	—	—
5.4L SOHC V8 FFV	3.73	13,000	7400	7300	7400	7300	7300	7200
	4.10	13,000	7400	7300	7400	7300	7300	7200
6.8L SOHC V10	3.73	15,000	—	—	—	—	9100	9000
	4.10	18,500	—	—	—	—	10,000	10,000
6.0L V8 Diesel	3.55	16,000	—	—	—	—	9500	9400
	4.10	20,000	—	—	—	—	10,000	10,000

CUTAWAY⁷

Engine	Axle Ratio	GCWR (lbs.)	E-250 SRW	E-350 SRW	E-350 DRW	E-450 DRW
4.6L SOHC V8 FFV	4.10	12,000	7500	—	—	—
5.4L SOHC V8 FFV	4.10	13,000 ¹⁴	—	8100	7800	—
	4.56	14,050	—	—	—	8500
6.8L SOHC V10	4.10	18,500	—	10,000	10,000	—
	4.56	20,000	—	—	—	10,000
6.0L V8 Diesel	4.10	20,000	—	10,000	10,000	10,000

E-150 COMMERCIAL	
E-250 COMMERCIAL	
E-350 SUPER DUTY® COMMERCIAL	
MECHANICAL	
● ● —	4.6L V8 FFV engine
○ ○ ●	5.4L V8 FFV engine
— — ○	6.8L V10 engine
— — ○	6.0L Power Stroke® V8 Turbo Diesel engine
● ● ●	4-speed automatic overdrive transmission
— — ○	5-speed automatic TorqShift® transmission with overdrive and Tow/Haul Mode (requires 6.8L engine)
— — ○	5-speed automatic TorqShift transmission with overdrive (diesel engine only)
○ ○ ○	AdvanceTrac® with RSC® (Roll Stability Control™) (gas engines only)
○ ○ ○	Alternator – 155-amp (5.4L and 6.8L engines only)
— — ○	Alternator – Dual-system 140/120-amp (diesel engine only)
— — ○	Alternator – 140-amp (diesel engine only)
— — ○	Alternator – 195-amp (6.8L engine only)
○ ○ ●	Auxiliary fuel port ¹⁵
○ ○ ○	Battery – Heavy-duty auxiliary (gas engines only)
○ ○ ○	Engine block heater ¹⁶
● ● ●	Engine oil cooler
— — ○	Front GAWR – Maximum up to 4600 lbs. ¹⁷ (Fleet only; included with Ambulance Prep Package)
○ ○ ○	Integrated Trailer Brake Controller ³ (n/a with diesel engine)
— — ○	Power TakeOff (PTO) provision (diesel engine only)
○ ○ ○	Traction Control (gas engines only; n/a with AdvanceTrac with RSC)
SAFETY/SECURITY	
● ● ●	Airbags ¹⁸ – Driver and front-passenger front
○ ○ ○	Daytime running lamps (Fleet only)
● ● ●	E-Guard Cargo Protection System™ and side-door security system
○ ○ ○	Passenger airbag cut-off switch
● ● ●	Power 4-wheel disc brakes with Anti-lock Brake System (ABS)
○ ○ ○	SecuriLock® passive anti-theft ignition system
● ● ●	Tire Pressure Monitoring System (excludes spare)
SEATING	
● ● ●	Dual vinyl front bucket seats
○ ○ ○	Dual cloth front bucket seats
○ ○ ○	Dual cloth front captain's chairs ¹⁹
○ ○ ○	Power driver seat – 6-way (requires front captain's chairs)
APPEARANCE/COMFORT/CONVENIENCE	
● ● ●	16" steel wheels with sport wheel covers
○ ○ ○	16" forged-aluminum wheels (requires gas engine)
● ● ●	Air conditioning (front only)
○ ○ ○	Air conditioning – High-capacity (front and rear)
● ● ●	AM/FM stereo with digital clock and 2 speakers
○ ○ ○	AM/FM stereo/single-CD player with digital clock
○ ○ ○	Premium Navigation Radio System – Includes single-CD player and SIRIUS Satellite Radio ⁴ with 6-month subscription
○ ○ ○	Radio delete
● ● ●	Bumpers – Front and rear contour, Black-painted
● ● ●	Bumpers – Front and rear contour, chrome
● ● ●	Bumper – Rear step, Black, includes Class I Trailer Tow Prep
● ● ●	Bumper – Rear step, chrome, includes Class I Trailer Tow Prep
○ ○ ○	Cruise control

E-150 COMMERCIAL	
E-250 COMMERCIAL	
E-350 SUPER DUTY COMMERCIAL	
APPEARANCE/COMFORT/CONVENIENCE (continued)	
○ ○ ○	Floor covering – Front and rear vinyl
○ ○ ○	Instrument panel electronic message center (standard with diesel engine)
○ ○ ○	Mirrors – Aero-style, manual-adjustable sideview
● ● ●	Mirrors – Aero-style, power-adjustable sideview ²⁰
● ● ●	Mirrors – Telescoping trailer tow, manual-adjustable sideview
○ ○ ○	Mirrors – Telescoping trailer tow, power-adjustable sideview ²¹
○ ○ ○	Power Group (door locks, windows, sideview mirrors, remote keyless-entry system)
○ ○ ○	Privacy glass ²²
○ ○ ○	Rear View Camera
○ ○ ○	Reverse Sensing System
○ ○ ○	Running boards – Door-length
○ ○ ○	Side cargo door – Sliding solid panel
● ● ●	Side cargo doors – Swing-out 60/40 doors
○ ○ ○	User-defined upfitter switches – 3
○ ○ ○	Windows – Fixed rear cargo door glass
○ ○ ○	Windows – Fixed side/fixed rear cargo door glass
○ ○ ○	Windows – Swing-out side/fixed rear cargo door glass
○ ○ ○	Windows – All around (includes swing-out side/fixed rear cargo door glass)
PACKAGES²²	
Aerial Bucket Cargo Van Suspension Package	
— — ○	Ambulance Prep Package – Auxiliary Heater/AC Connector Package, 4.10:1 limited-slip rear axle, dual alternators, dual-note horn, floor pan extended side and rear, fixed side/rear door tinted glass, front vinyl headliner with HIC extension, maximum front GAWR, modified vehicle wiring kit and vinyl sun visors (diesel engine only)
○ ○ ○	Crew Van Package – 2nd-row vinyl bench seat, metal-mesh bulkhead, partial headliner, full B-pillar trim panels, low-series polypropylene side door and rear door-trim panels, LH lower trim panel behind driver seat, restraints with metal retractor cover for 2nd-row bench seat, pull handle on 40% side door and RH back door
○ ○ ○	Crew Van Interior Upgrade Package – 2nd-row cloth bench seat, full-length carpeting, dual cloth captain's chairs, cloth sun visors, carpeted floor mats, dash sound absorbers, full-length cloth headliner and Power Group
○ ○ ○	Dome/Cargo Light Kit – 3 additional cargo lights ²²
○ ○ ○	No-Charge EconoCargo™ System – Insulated polyethylene panels covering walls and ceiling, includes bulkhead with lockable door, 2 tracks and tie-down straps
○ ○ ○	EconoCargo Upgrade Package (General Delivery; requires EconoCargo System) – 2 wire shelving modules (48"H x 16"D x 49"W), 2 single uprights (48"), 1 double upright (48"), 6 wire shelves (16" x 48") and 2 wire shelves (12" x 48")
○ ○ ○	Exterior Upgrade Package – Front and rear contour chrome bumpers, chrome grille surround, aerodynamic headlamps, and optional aluminum wheels (requires gas engine)
● ● ●	Handling Package – Front stabilizer bar, and heavy-duty front and rear shock absorbers
○ ○ ○	Insulation Package – Full-length headliner, cloth sun visors, upper B-pillar trim panels, polypropylene side door and rear door-trim panels

EconoCargo is a registered trademark of America's Body Company, Inc.

E-150 COMMERCIAL	
E-250 COMMERCIAL	
E-350 SUPER DUTY COMMERCIAL	
PACKAGES²² (continued)	
○ ○ ○	Interior Upgrade Package – Full-length carpeting, side/rear cargo door-trim panels, dash sound absorber, full-length headliner, cloth sun visors, full B-pillar trim, dual cloth front captain's chairs, front carpeted floor mats, Insulation Package and Power Group
○ ○ ○	Premium Van Group – Dual front captain's chairs, AM/FM stereo/single-CD player with digital clock, Exterior Upgrade Package, Power Group, cruise control and Insulation Package
○ ○ ○	No-Charge Masterack® Racks and Bins Package – Fully installed steel shelving, drawers and cabinets; includes bulkhead with lockable door
○ ○ ○	No-Charge QuietFlex™ III Composite Racks and Bins Package – Enclosed lockable bin, lockable wheel-well door, 2 deep drawers, 4 shallow drawers, 2 triple hooks, full-length vinyl floor covering, 10 shelf dividers and composite bulkhead with lockable door
○ ○ ○	Racks and Bins Upgrade Package 1 (General Contractor; requires Racks and Bins Package) – Ship-thru ladder rack, ladder-rack crossbow
○ ○ ○	Racks and Bins Upgrade Package 2 (Electrical Contractor/Appliance Repair; requires Racks and Bins Package) – 12-drawer cabinet, ⁹ tilt shelf, ⁹ toolbox door (additional), wire spool rack, triple hooks (additional) and shelf divider set (additional)
○ ○ ○	Racks and Bins Upgrade Package 3 (Plumbing/HVAC Service; requires Racks and Bins Package) – 12-drawer cabinet, ⁹ tilt shelf ⁹ and tank rack (3-tank capacity)
○ ○ ○	Trailer Tow Package – Class II/III/IV – Trailer wiring harness (blade-style female connector), electric brake controller tap-in capability, relay system for backup/B+/running lights, and frame-mounted hitch receiver
FORD WORK SOLUTIONS™	
○ ○ ○	Crew Chief™ vehicle tracking system
○ ○ ○	In-dash computer with touch screen
○ ○ ○	Tool Link™ tool tracking system
FACTORY-INVOCED ACCESSORIES	
○ ○ ○	Power Code™ Remote Start System (requires Power Group)

● Standard ● Select Availability ○ Optional — Not Available

custom accessories 

Trailer hitch – Class III/IV
Trailer hitch balls/draw bars
Keyless entry keypad
Electrochromic mirrors
Remote start systems
Vehicle security systems
Ford SYNC®

Bug deflectors
Splash guards
Platform running boards
Premium carpeted floor mats
All-weather floor mats
Ashcup/coin holder/Smoker's Pack

Visit fordaccessories.com to use the Accessorizer, learn complete accessory details and view purchase instructions.

Genuine Ford Accessories will be warranted for whichever provides you the greatest benefit: 12 months or 12,000 miles (whichever occurs first), or the remainder of your Bumper-to-Bumper 3-year/36,000-mile New Vehicle Limited Warranty. Contact your local Ford Dealer for details and a copy of the limited warranty. Ford Licensed Accessories (FLA) are warranted by the accessory manufacturer's warranty. Contact your Ford Dealer for details regarding the manufacturer's limited warranty and/or a copy of the FLA product limited warranty offered by the accessory manufacturer.

E-250 SUPER DUTY CUTAWAY	
E-350 SUPER DUTY CUTAWAY	
E-450 SUPER DUTY CUTAWAY	
E-350 SUPER DUTY STRIPPED CHASSIS	
E-450 SUPER DUTY STRIPPED CHASSIS	
MECHANICAL	
● ● ●	4.6L V8 FFV engine
— ○ ○	5.4L V8 FFV engine
— ○ ○	6.8L V10 engine
● ● ●	6.0L Power Stroke V8 Turbo Diesel engine
— ○ ○	4-speed automatic overdrive transmission
● ● ●	5-speed automatic TorqShift transmission with overdrive and Tow/Haul Mode (5.4L and 6.8L engines only)
— ○ ○	5-speed automatic TorqShift transmission with overdrive (diesel engine only)
— ○ ○	Alternator – Dual-system 140/120-amp (diesel engine only)
— ○ ○	Alternator – 140-amp (diesel engine only)
— ○ ○	Alternator – 195-amp (6.8L engine only)
● ● ●	Auxiliary fuel port
○ ○ ○	Battery – Heavy-duty auxiliary, 78-amp (gas engines only)
● ● ●	Electronic Throttle Control (ETC)
○ ○ ○	Engine block heater ²³
○ ○ ○	Front GAWR – Maximum (Fleet only) ²²
● ● ●	Fuel tank – 35-gallon capacity midship (standard on E-350 SRW)
— ○ ○	Fuel tank – 40-gallon capacity aft of axle (DRW only)
— ○ ○	Fuel tank – 55-gallon capacity aft of axle (DRW only)
— ○ ○	Power TakeOff (PTO) provision (diesel engine only)
○ ○ ○	Spare tire and wheel
○ ○ ○	Traction Control (gas engines only)
SAFETY/SECURITY	
● ● ●	Airbags ¹⁸ – Driver and front-passenger front
● ● ●	Belt-Minder® front safety belt reminder
○ ○ ○	Daytime running lamps (Fleet only)
● ● ●	Dual-note horn
○ ○ ○	Passenger airbag cut-off switch
● ● ●	Power 4-wheel disc brakes with Anti-lock Brake System (ABS)
○ ○ ○	Remote keyless-entry system ²⁴
○ ○ ○	SecuriLock passive anti-theft ignition system (SRW only)
● ● ●	Tire Pressure Monitoring System (SRW only; excludes spare)
SEATING	
— ○ ○	Captain's chair – Cloth, driver side only
— ○ ○	Captain's chair – Without trim, driver side only
● ● ●	Dual vinyl front bucket seats
○ ○ ○	Dual cloth front bucket seats
○ ○ ○	Dual cloth front captain's chairs
○ ○ ○	Dual front captain's chairs – Without trim
○ ○ ○	Power driver seat – 6-way (requires front captain's chairs)

E-250 SUPER DUTY CUTAWAY	
E-350 SUPER DUTY CUTAWAY	
E-450 SUPER DUTY CUTAWAY	
E-350 SUPER DUTY STRIPPED CHASSIS	
E-450 SUPER DUTY STRIPPED CHASSIS	
SEATING (continued)	
— ○ ○	Manual Seat Prep Package
— ○ ○	Power Seat Prep Package
— ○ ○	Manual pedestal with 2-way adjuster
— ○ ○	Seats not included (no pedestal)
APPEARANCE/COMFORT/CONVENIENCE	
● ● ●	16" Grey-painted steel wheels (SRW only)
○ ○ ○	16" White-painted steel wheels (SRW only; requires gas engine)
○ ○ ○	16" White-painted steel wheels (DRW only)
○ ○ ○	16" steel wheels with sport wheel covers (SRW only)
○ ○ ○	16" forged-aluminum wheels (SRW with gas engine only)
● ● ●	Air conditioning (front)
○ ○ ○	Air conditioning delete
● ● ●	AM/FM stereo with digital clock
○ ○ ○	AM/FM stereo/single-CD player with digital clock
○ ○ ○	Premium Plus CD-6 – AM/FM stereo/6-disc in-dash CD changer with digital clock
○ ○ ○	Premium Navigation Radio System – Includes single-CD player and SIRIUS Satellite Radio ⁴ with 6-month subscription
○ ○ ○	Radio delete
○ ○ ○	Radio Prep Package
● ● ●	Bumper – Front, Black-painted
○ ○ ○	Bumper – Front, White-painted
○ ○ ○	Cruise control
— ○ ○	Frame spacers – Alternate lateral
— ○ ○	Frame spacers – Standard pattern
○ ○ ○	Instrument panel electronic message center (standard with diesel engine)
○ ○ ○	Mirror – Interior day/night rearview
○ ○ ○	Mirrors – Aero-style manual-adjustable sideview
○ ○ ○	Mirrors – Telescoping trailer tow, manual-adjustable sideview
○ ○ ○	Mirrors – Telescoping trailer tow, power-adjustable sideview ²⁴
● ● ●	Modified vehicle wiring kit and system
● ● ●	Power points – 3
○ ○ ○	Power Windows and Locks Group
— ○ ○	Pucks – Frame isolator
○ ○ ○	Rear View Camera
○ ○ ○	Running boards – Door-length
● ● ●	Tilt steering wheel
● ● ●	Windshield wipers – Interval (controls only on Stripped Chassis, no wiper motor)
FORD WORK SOLUTIONS	
○ ○ ○	Crew Chief vehicle tracking system
○ ○ ○	In-dash computer with touch screen

E-250 SUPER DUTY CUTAWAY	
E-350 SUPER DUTY CUTAWAY	
E-450 SUPER DUTY CUTAWAY	
E-350 SUPER DUTY STRIPPED CHASSIS	
E-450 SUPER DUTY STRIPPED CHASSIS	
PACKAGES²²	
— ○ ○	AC Prep Package – Scroll compressor, condenser, drive belt, tensioner-attaching brackets and bolts
— ○ ○	Ambulance Prep Package – Auxiliary Heater/AC Connector Package, 4.10:1 limited-slip rear axle (E-350), dual alternators, dual 78-amp batteries, front license plate bracket, manual-telescoping trailer tow mirrors, spare tire and wheel, frame pucks, dual-note horn (requires diesel engine)
— ○ ○	Auxiliary Heater/Air Conditioning Connector Package – Front heater connector and front air conditioning connector
— ○ ○	Auxiliary Heater/Air Conditioning Connector Package w/Rear Controls
— ○ ○	Class I Trailer Tow Prep Package
○ ○ ○	Exterior Upgrade Package – Front chrome bumper and grille surround, and aerodynamic headlamps
● ● ●	Handling Package – Front stabilizer bar, and heavy-duty front and rear shock absorbers
○ ○ ○	Insulation Package – Front cloth headliner and cloth sun visors
○ ○ ○	Interior Upgrade Package – Front cloth headliner, high-series door-trim panels, dual cloth front captain's chairs, cloth sun visors, carpet, power windows/door locks, and Insulation Package
— ○ ○	Motorhome Prep Package – Front chrome bumper and grille, aerodynamic headlamps, power windows/door locks, manual pedestals (seats not included), Class I Trailer Tow Prep Package, cruise control, fixed antenna, frame pucks, front license plate bracket, and 55-gallon fuel tank (40-gallon on E-350 Super Duty with 138" or 176" WB)
— ○ ○	Right Hand Door Delete Package – Deletes passenger seat, safety belt and hardware; passenger airbag; A-pillar grab handle; sun visor; speaker and headliner
— ○ ○	School Bus Prep Package – Front license plate bracket, banded front door glass (tinted), high-back driver seat only, 155-amp alternator (gas), 140-amp alternator (diesel), 40-gallon fuel tank (E-350/E-450 DRW), 4600-lb. front GAWR (E-450), and frame pucks; deletes passenger seat/pedestal and attaching hardware, passenger safety belt system, passenger B-pillar trim and scuff plate, passenger-side front airbag, sideview mirrors and front headliner
— ○ ○	Shuttle Bus Prep Package – Front chrome bumper and grille, aerodynamic headlamps, manual pedestals (seats not included), frame pucks, power windows/door locks, front license plate bracket, front max. GAWR (E-450), 155-amp alternator (gas), 140-amp alternator (diesel), exterior mirror delete, engine block heater, driver and front-passenger airbags; deletes front headliner and front dome lamp

E-SERIES WAGON FEATURES & OPTIONS

	E-150 XL	E-150 XLT	E-350 SUPER DUTY [®] XL	E-350 SUPER DUTY XLT
MECHANICAL				
● ● — —	4.6L V8 FFV engine (4-speed automatic overdrive transmission)	○ ○ ● ●	5.4L V8 FFV engine (4-speed automatic overdrive transmission)	— — ○ ○
— — ○ ○	6.8L V10 engine (5-speed automatic TorqShift [®] transmission with overdrive and Tow/Haul Mode)	— — ○ ○	AdvanceTrac [®] with RSC [®] (Roll Stability Control™)	— — ○ ○
— — ○ ○	Alternator – 155-amp (n/a with 4.6L engine)	— — ○ ○	Alternator – 195-amp (6.8L engine only)	— — ○ ○
— — ○ ○	Battery – Heavy-duty auxiliary	— — ○ ○	Engine block heater	— — ○ ○
— — ○ ○	Integrated Trailer Brake Controller ³	— — ○ ○		— — ○ ○
SAFETY/SECURITY				
● ● ● ●	Airbags ¹⁸ – Driver and front-passenger front	● ● ● ●	Belt-Minder [®] front safety belt reminder	○ ○ ○ ○
○ ○ ○ ○	Daytime running lamps (Fleet only)	● ● ● ●	Dual-note horn	○ ○ ○ ○
○ ○ ○ ○	Power 4-wheel disc brakes with Anti-lock Brake System (ABS)	○ ○ ○ ○	Remote keyless-entry system with panic alarm and illuminated entry (requires Power Windows and Locks Group)	○ ○ ○ ○
○ ○ ○ ○	SecuriLock [®] passive anti-theft ignition system	○ ○ ○ ○	Tire Pressure Monitoring System (excludes spare)	○ ○ ○ ○
SEATING				
● — ● —	Vinyl-trimmed seating	○ ● ○ ●	Cloth-trimmed seating	— ○ — ○
— ○ — ○	Leather-trimmed seating (req. XLT Premium Package)	— ○ — ○	Power driver seat – 6-way with manual lumbar	— ○ — ○
— ○ — ○	8 passengers: (2) front bucket seats; (2) 3-passenger rear bench seats	— ○ — ○	8 passengers: (2) front captain's chairs; (2) 3-passenger rear bench seats	— ○ — ○
— ○ — ○	11 passengers: (2) front captain's chairs; (3) 3-passenger rear bench seats (Extended Length only)	— ○ — ○	12 passengers: (2) front bucket seats; (2) 3-passenger rear bench seats; (1) 4-passenger rear bench seat (Regular Length only)	— ○ — ○
— ○ — ○	12 passengers: (2) front captain's chairs; (2) 3-passenger rear bench seats; (1) 4-passenger rear bench seat (Regular Length only)	— ○ — ○	15 passengers: (2) front bucket seats; (3) 3-passenger rear bench seats; (1) 4-passenger rear bench seat (Extended Length only)	— ○ — ○
— ○ — ○	15 passengers: (2) front captain's chairs; (3) 3-passenger rear bench seats; (1) 4-passenger rear bench seat (Extended Length only)	— ○ — ○	7 passengers: (4) leather-trimmed captain's chairs for 1st and 2nd rows; (1) 3-passenger rear bench seat (requires XLT Premium Package)	— ○ — ○
— ○ — ○	11-passenger Center Aisle Seating Prep Package ²⁵ (Regular Length only)	— ○ — ○	14-passenger Center Aisle Seating Prep Package ²⁵ (Extended Length only)	— ○ — ○

	E-150 XL	E-150 XLT	E-350 SUPER DUTY XL	E-350 SUPER DUTY XLT
APPEARANCE/COMFORT/CONVENIENCE				
● ● ● ●	16" steel wheels with sport wheel covers	○ ○ ○ ○	16" forged-aluminum wheels	○ ○ ○ ○
○ ○ ○ ○	Air conditioning (front only)	● ● ● ●	Air conditioning – High-capacity (front and rear; standard on XL Extended Length)	○ ○ ○ ○
○ ○ ○ ○	AM/FM stereo with digital clock and 4 speakers	○ ○ ○ ○	AM/FM stereo/single-CD player with digital clock and 6 speakers	○ ○ ○ ○
○ ○ ○ ○	Premium Plus CD-6 – AM/FM stereo/6-disc in-dash CD changer with digital clock and 6 speakers	○ ○ ○ ○	Premium Navigation Radio System – Includes single-CD player and SIRIUS Satellite Radio ⁴ with 6-month subscription	○ ○ ○ ○
○ ○ ○ ○	Radio delete	○ ○ ○ ○	Bumper – Front and rear contour, Black-painted	○ ○ ○ ○
○ ○ ○ ○	Bumper – Front and rear contour, chrome	○ ○ ○ ○	Bumper – Rear step, Black, includes Class I Trailer Tow Prep (n/a with Exterior Upgrade Package)	○ ○ ○ ○
○ ○ ○ ○	Bumper – Rear step, chrome, includes Class I Trailer Tow Prep (requires Exterior Upgrade Package on XL)	○ ○ ○ ○	Cruise control	○ ○ ○ ○
○ ○ ○ ○	Floor covering – Full-length vinyl	○ ○ ○ ○	Floor covering – Full-length carpet	○ ○ ○ ○
○ ○ ○ ○	Floor mats – Carpeted	○ ○ ○ ○	Instrument panel electronic message center	○ ○ ○ ○
○ ○ ○ ○	Mirrors – Aero-style, manual-adjustable sideview	○ ○ ○ ○	Mirrors – Aero-style, power-adjustable sideview	○ ○ ○ ○
○ ○ ○ ○	Mirrors – Telescoping trailer tow sideview	○ ○ ○ ○	Overhead console (requires remote keyless entry)	○ ○ ○ ○
○ ○ ○ ○	Power points – 2	○ ○ ○ ○	Power Windows and Locks Group	○ ○ ○ ○
○ ○ ○ ○	Privacy glass	○ ○ ○ ○	Rear View Camera	○ ○ ○ ○
○ ○ ○ ○	Reverse Sensing System (requires rear step or contour bumpers)	○ ○ ○ ○	Running boards – Door-length	○ ○ ○ ○
○ ○ ○ ○	Side cargo door – Sliding solid panel	○ ○ ○ ○	Tilt steering wheel	○ ○ ○ ○
○ ○ ○ ○	User-defined upfitter switches – 4	○ ○ ○ ○	Visors – Cloth, illuminated, with driver map strap	○ ○ ○ ○
○ ○ ○ ○	Windshield wipers – Interval	○ ○ ○ ○		○ ○ ○ ○
FORD WORK SOLUTIONS™				
○ ○ ○ ○	Crew Chief™ vehicle tracking system	○ ○ ○ ○	In-dash computer with touch screen	○ ○ ○ ○
FACTORY-INVOLVED ACCESSORIES				
○ ○ ○ ○	Power Code™ Remote Start System (requires Power Windows and Locks Group)	○ ○ ○ ○		○ ○ ○ ○
PACKAGES²²				
○ ○ ○ ○	Exterior Upgrade Package – Includes contour chrome bumpers and grille surround, and dual sealed-beam headlamps	○ ○ ○ ○		○ ○ ○ ○
○ ○ ○ ○	Insulation Package – Includes cloth sun visors, color-keyed sliding door track, upper B-pillar trim panels, and side and rear trim panels with insulation padding	○ ○ ○ ○		○ ○ ○ ○

	E-150 XL	E-150 XLT	E-350 SUPER DUTY XL	E-350 SUPER DUTY XLT
PACKAGES²²				
○ ● ○ ●	Interior Upgrade Package – Includes front and rear carpeting, high-level side/rear cargo door-trim panels, cloth seats, dash sound absorber, headlamps-on alert chime, front carpeted floor mats, Insulation Package, and Power Windows and Locks Group	○ ● ○ ●	Trailer Tow Package – Class II/III/IV	○ ● ○ ●
○ ● ○ ●	XLT Premium Package – Includes leather-trimmed captain's chairs for 1st and 2nd rows, power driver seat, remote keyless entry, leather-wrapped steering wheel, privacy glass, forged-aluminum wheels, overhead console, running boards and two-tone exterior paint	○ ● ○ ●		○ ● ○ ●

● Standard ○ Select Availability ○ Optional — Not Available

FOOTNOTES & DISCLAIMERS
¹Class is Full-Size Vans.
²Remember that even advanced technology cannot overcome the laws of physics. It's always possible to lose control of a vehicle due to inappropriate driver input for the conditions. For more information on AdvanceTrac with RSC, visit fordvehicles.com. Standard on Wagons and Recreational Vans, optional on Commercial Vans. Not available with diesel engine.
³TBC verified to be compatible with electric-actuated drum brakes only.
⁴Service not available in Alaska or Hawaii. See your Ford Dealer or contact SIRIUS at 1-888-539-7474 for more information. "SIRIUS," the SIRIUS dog logo and "The Best Radio on Radio" are registered trademarks of SIRIUS Satellite Radio Inc.
⁵See your Ford Dealer for details.
⁶Gas engine applications only.
⁷Maximum capabilities shown are for properly equipped vehicles with required equipment and a 150-lb. driver. Weight of additional options, equipment, passengers and cargo must be deducted from this weight. Cutaway ratings are based on incomplete vehicles. Final vehicle manufacturer weights and ratings will vary due to upfit and modification requirements.
⁸To eligible customers under the Ford Commercial Services Program.
⁹12-drawer cabinet and tilt shelf not included on QuietFlex™ III package.
¹⁰Passenger and cargo capacity limited by weight and distribution.
¹¹Under normal driving conditions with routine fluid and filter changes.
¹²Tow/Haul Mode available with gas engine applications only.
¹³For maximum trailer weights with Crew Van, deduct 200 lbs. from the weights shown (except with 18,500 lbs. and 20,000 lbs. GCWR).
¹⁴E-350 SRW Cutaway with 5.4L V8 only (midship fuel tank) 10,600-lb. GCWR.
¹⁵Standard on diesel, optional on gas. Not available with 4.6L.
¹⁶Included with diesel.
¹⁷Computer selected – 4600 lbs. max.
¹⁸Always wear your safety belt and secure children in the rear seat if equipped.
¹⁹Available as part of Interior Upgrade Package.
²⁰Included as part of Power Group.
²¹Requires Power Group.
²²Restrictions apply, see dealer for details.
²³Standard on diesel, optional on gas engines.
²⁴Requires Power Windows and Locks Group.
²⁵Seating system upfit available at additional charge.
²⁶Medium Pebble available on XLT only.
²⁷Medium Flint requires Interior Upgrade Package.
²⁸New for 2009.

Comparisons based on 2008 competitive models (Full-Size Vans), publicly available information and Ford certification data at time of printing. Some features discussed may be optional. Vehicles shown may contain optional and aftermarket upfit equipment. Features shown may be offered only in combination with other options or subject to additional ordering requirements or limitations. Dimensions and capacity ratings shown may vary due to optional features and/or production variability. Following publication of the catalog, certain changes in standard equipment, options and the like, or product delays may have occurred which would not be included in these pages. Your Ford Dealer is the best source for up-to-date information. Ford Division reserves the right to change product specifications at any time without incurring obligations. Body Manufacturers are responsible for compliance certification of the completed vehicle. The Ford New Truck Limited Warranty and any government certification made by Ford shall cover only the vehicle as manufactured by Ford and shall not extend to any addition, modification or change of or to the vehicle by the Ford Authorized Pool Account.

E-SERIES INTERIORS & EXTERIORS

	PREMIUM MEDIUM PEBBLE	MEDIUM FLINT	MEDIUM PEBBLE	MEDIUM FLINT
● ●	Premium Medium Pebble Cloth	● ●	XL/XLT WAGON²⁶	● ●
● ●	Medium Pebble Leather	● ●	Oxford White	● ●
● ●	Medium Flint Vinyl	● ●	Pueblo Gold Metallic	● ●
● ●	Medium Flint Cloth	● ●	Yellow (XL only, Fleet only)	● ●
● ●	Premium Medium Flint Cloth	● ●	Royal Red Metallic	● ●
● ●	Medium Flint Leather	● ●	Forest Green Metallic	● ●
● ●		● ●	Dark Blue Pearl Metallic	● ●
● ●		● ●	Brilliant Silver Metallic	● ●
● ●		● ●	Sterling Grey Metallic	● ●
● ●		● ●	Black	● ●
● ●		● ●	Vermillion Red	● ●
● ●		● ●	XLT PREMIUM	● ●
● ●		● ●	Oxford White/Brilliant Silver Metallic Two-Tone	● ●
● ●		● ●	Oxford White/Sterling Grey Metallic Two-Tone	● ●
● ●		● ●	Pueblo Gold Metallic/Sterling Grey Metallic Two-Tone	● ●
● ●		● ●	Royal Red Metallic/Brilliant Silver Metallic Two-Tone	● ●
● ●		● ●	Royal Red Metallic/Sterling Grey Metallic Two-Tone	● ●
● ●		● ●	Forest Green Metallic/Sterling Grey Metallic Two-Tone	● ●
● ●		● ●	Dark Blue Pearl Metallic/Brilliant Silver Metallic Two-Tone	● ●
● ●		● ●	Black/Brilliant Silver Metallic Two-Tone	● ●
● ●		● ●	Black/Sterling Grey Metallic Two-Tone	● ●
● ●		● ●	VAN²⁷	● ●
● ●		● ●	Oxford White	● ●
● ●		● ●	Pueblo Gold Metallic	● ●
● ●		● ●	Yellow (Fleet only)	● ●
● ●		● ●	Royal Red Metallic	● ●
● ●		● ●	Forest Green Metallic	● ●
● ●		● ●	Dark Blue Pearl Metallic	● ●
● ●		● ●	Brilliant Silver Metallic ²⁸	● ●
● ●		● ●	Sterling Grey Metallic ²⁸	● ●
● ●		● ●	Black	● ●
● ●		● ●	Vermillion Red	● ●
● ●		● ●	CUTAWAY	● ●
● ●		● ●	Oxford White	● ●
● ●		● ●	Yellow (Fleet only)	● ●
● ●		● ●	Royal Red Metallic	● ●
● ●		● ●	Dark Blue Pearl Metallic	● ●
● ●		● ●	Brilliant Silver Metallic	● ●
● ●		● ●	Black	● ●
● ●		● ●	Vermillion Red	● ●

Ford uses clearcoat paint for beauty and protection. Colors shown are representative only. Not all colors are available on all models. See your dealer for actual paint/trim options. Vehicles shown may contain optional equipment.



New Vehicle Limited Warranty. We want your Ford E-Series ownership experience to be the best it can be. So under this warranty, your new vehicle comes with 3-year/36,000-mile Bumper-to-Bumper Coverage, 5-year/60,000-mile Powertrain Warranty Coverage, 5-year/50,000-mile Safety Restraint Coverage, and 5-year/unlimited-mile Corrosion (Perforation) Coverage – all with no deductible. Please ask your Ford Dealer for a copy of this limited warranty.

Roadside Assistance. Covers your vehicle for 5 years or 60,000 miles, so you have the security of knowing that help may be only a phone call away should you run out of fuel, lock yourself out of the car, or need towing. Your Ford Dealer can provide complete details on all of these advantages.



Ford Credit. Get the ride you want. Whether you plan to lease or finance, you'll find the choices that are right for you at Ford Credit. Ask your Ford Dealer for details or check us out at fordcredit.com.

Extended Service Plan. For a purchase or lease, the Ford Extended Service Plan (ESP) gives you "Peace-of-Mind" protection designed to cover key vehicle components and protect you from the cost of unexpected repairs. Ask your dealer for a Ford ESP, the only service contract backed exclusively by Ford and honored at all Ford Lincoln Mercury dealerships.

Insurance Services. Get Ford Motor Company quality in your auto insurance. Our program offers industry-leading benefits and competitive rates. Call 1-877-367-3847, or visit us at fordvip.com for a no-obligation quote. Insurance offered by American Road Services Company (in CA, American Road Insurance Agency), a licensed agency and subsidiary of Ford Motor Company.



QUALITY TRUCKS.

E-Series has a reputation for quality that has made it America's best-selling line of full-size vans since 1979.



GREEN TRUCKS.

Ford truck engines are leaders with Flexible-Fuel and Ford Clean Diesel Technology.™ And more fuel-efficient engines are on the way.



SAFE TRUCKS.

AdvanceTrac® with RSC® (Roll Stability Control™)² is a highly effective accident avoidance system. And only Ford has it.



SMART TRUCKS.

The new Ford Work Solutions™ option brings you high technology and productivity tools that get the job done.



To learn more, visit
commtruck.ford.com