

EDGE 09



Drive one.



# Life is not a spectator **sport.**

But it never hurts to turn some heads while you're on the field. Edge is that kind of ride. It attracts attention. Don't worry. It's got the goods to deliver. Starting with a spirited 265-hp V6 engine, up to 24 mpg,<sup>1</sup> sports sedan-like handling and all the flexibility you need. People. Cargo. All of the above. Edge gets it done.

The streetwise stance of the new Edge Sport goes straight to jaw-dropping when you add the optional 22" bright polished-aluminum wheels with sport-tuned suspension. This option elevates handling and control to a whole new level courtesy of ultra high-performance Pirelli Scorpion Zero tires and a larger front stabilizer bar, as well as performance-tuned shocks, springs and steering components. The end result is the ultimate CUV for true driving enthusiasts.

Also new for 2009, the available voice-activated Navigation System uses the same speech-recognition software as our available, exclusive Ford SYNC<sup>®</sup> customizable media system. Plus, you can use its new SIRIUS Travel Link<sup>™</sup> services<sup>2</sup> to find the lowest fuel prices, local showtimes for that hot new movie and so much more. Make your life easier — get the Edge.





# 265 hp. Up to 24 mpg.<sup>1</sup>

It loves to perform.

That get-up-and-go thrust when you put your foot down on the accelerator in Edge? It's courtesy of the 3.5L Duratec V6 engine and its sophisticated 6-speed automatic transmission. The V6 produces 265 hp and 250 lb.-ft. of torque, while the 6-speed cleverly adapts to your driving style and helps deliver up to 24 mpg<sup>1</sup> on the highway. Edge also meets strict Ultra Low Emissions Vehicle II (ULEV II) standards<sup>3</sup> — something we can all feel good about.

Then there's the supremely confident way Edge handles the corners and curves — courtesy of its standard AdvanceTrac<sup>®</sup> with class-exclusive<sup>4</sup> RSC<sup>®</sup> (Roll Stability Control<sup>™</sup>)<sup>5</sup> and its specially tuned fully independent suspension. With such remarkable agility and maneuverability, you'll feel like you're driving a sports sedan.

Our available, on-demand All-Wheel-Drive (AWD) system further enhances the experience. Constantly delivering the appropriate amount of torque to all 4 wheels, it's working before wheel slippage can even occur. In fact, the AWD system utilizes AdvanceTrac with RSC to keep the vehicle moving if only one wheel has traction. That's serious tenacity.







I speak.  
It listens.

A. Developed in association with Microsoft,<sup>®</sup> our available, exclusive Ford SYNC<sup>®</sup> uses cutting-edge technology to fully integrate your Edge with most Bluetooth<sup>®</sup>-enabled mobile phones and most popular digital media players.<sup>9</sup> Since it's voice activated, you can keep both hands on the wheel while it follows your spoken instructions. SYNC is also updateable. Visit SyncMyRide.com for the latest on exciting new features. **SYNC** Powered by **Microsoft**<sup>™</sup>  
You talk. SYNC listens.<sup>™</sup>

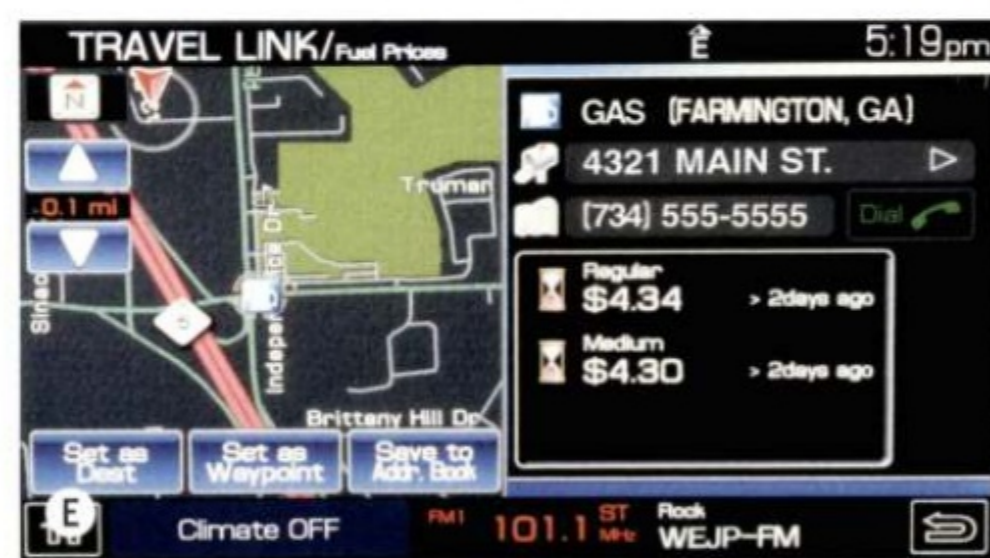


B. Express yourself with the new Sight & Sound Package, optional on SEL. It combines the inspirational sight of our available Ambient Lighting and its 7 hues (shown in blue) with the stimulating sound of our available Premium Sound System and its 9 speakers in 5 strategic locations.  
C. New for 2009, the available voice-activated Navigation System features the same speech-recognition software as SYNC, so control couldn't be easier. The system even offers alternate routes if it detects a traffic incident ahead.

D. The available Navigation System also features a hard drive with nearly 10 gigabytes of storage space for your pictures and music. Use it to store photos of family and friends for your "Home" page, and rip entire CDs or just your favorite tracks (up to 2400 songs). The Jukebox function makes managing your music easy. You can even play songs just by saying the name of the artist. The system also lets you watch your favorite DVDs when Edge is in "Park."

E. Available SIRIUS<sup>®</sup> Satellite Radio offers over 130 channels. New with the available Navigation System this year, SIRIUS Travel Link<sup>™</sup> can help you access lots of useful facts, including: lowest fuel prices; real-time traffic with speed, flow and incident information; current and forecasted weather; sports scores (in-game and final) and schedules; even local movie listings and upcoming showtimes.<sup>2</sup>

**SIRIUS**  
TRAVEL LINK<sup>™</sup>







## Vista Roof.™

By sunlight. Or starlight.


Simply **enlightening.**

There's something inherently enchanting about open-air driving. It's invigorating, yet soothing, all at once. Vista Roof is your ticket to this horizon-expanding ride. Encompassing almost 40% of the total roof area on Edge, the panoramic Vista Roof creates a daylight opening that's over 3 times larger than the average traditional moonroof. And for those rare moments when you'd rather not look skyward, dual power sunshades help keep the cabin cool and protected from the sun. A wind diffuser and thick roof glass help maintain the peace. Vista Roof is optional on SEL, Sport and Limited.





Supportive contours.  
Supple leather.  
**Tailored** to perfection.



Edge Limited • Charcoal Black • Available Equipment





A



B



C



D



E



F



G

# Recline. Reconfigure. Reorganize. Relax.

A. Every Edge is equipped with a 60/40 split fold-flat rear seat featuring seatbacks that also recline to significantly increase comfort for rear-seat passengers.

B. When they're not using it just to relax, your rear-seat passengers can employ the fold-down center armrest with its 2 cupholders to keep beverages close at hand.

C. Lower the rear seatbacks in an instant by pulling a manual release on each side of the seat. With both sides folded flat, you have up to 69.0 cu. ft. of space at your disposal. When you fold down the available 6-way power fold-flat front-passenger seat, items up to 8' long fit inside Edge. This versatile seat is standard on Limited, available on SEL as part of the Leather Comfort Package, and available on Sport as part of the Sport Premium Package.

D. Our Dual INVISION® DVD Headrests, available as a Ford Licensed Accessory, are the latest in on-the-road DVD technology. They feature 2 totally independent systems, each with a 7" color LCD widescreen (16:9) monitor, a top-slot loading player, dual-channel infrared headphones and a remote, game/video ports, wireless FM modulation to the vehicle's sound system, and CD/MP3 playback capability.

E. Thanks to a multipurpose set of movable dividers, the center console inside Edge offers more possible storage configurations than any other vehicle in the class. The space is large enough to store a PDA, MP3 player, purse and some types of laptop computers. Plus, it includes a concealed power point and a standard auxiliary audio input jack for use with your MP3 player.

F. Why not make it even easier to load things into the rear cargo area with our convenient power liftgate? Operation is as simple as pressing a button on your key fob or one inside the cargo area. Available on SEL, Sport and Limited.

G. Our time-saving EasyFold™ rear seatback release is now standard on SEL, Sport and Limited. With EasyFold, you just push and hold buttons in the rear cargo area to fold the seatbacks forward, creating a flat loadfloor in seconds.





Alluring curves.

**Chiseled** profile.

A stunning union.






I go where I want.  
**When I want.**

Nothing compares to the peace of mind you get from having our standard AdvanceTrac<sup>®</sup> with class-exclusive RSC<sup>®</sup> (Roll Stability Control<sup>™</sup>). It is the industry's only electronic stability control system with 2 gyroscopic sensors, one of which is a unique vehicle-roll motion sensor. This sensor directly measures the roll rate 100 times every second. Working in conjunction with the Anti-lock Brake System (ABS), traction control and yaw control, the system automatically determines when and how to apply individual brakes and modify engine power to help keep all 4 wheels firmly planted.<sup>5</sup> It really proves its worth when you have to make an emergency maneuver, drive on slippery terrain or just travel on uneven surfaces, such as in construction zones. Drive more. Worry less. Get the Edge.



Our standard, patented Safety Canopy® System deploys side-curtain airbags to enhance protection for outboard-seated occupants in the event of certain side-impact collisions.



The Personal Safety System® includes a sophisticated network of sensors and front airbags that enhances protection for the driver and front passenger in the event of certain frontal collisions. Front-seat side airbags are also standard.

# "Top Safety Pick."

2007-2008

The choice is clear.

The Insurance Institute for Highway Safety (IIHS) has named Ford Edge a "Top Safety Pick" for 2 years in a row (2007-2008 model years) because it achieves the highest rating possible in front, side and rear crash tests, and has our standard AdvanceTrac® with class-exclusive RSC® (Roll Stability Control™). In fact, every Edge comes equipped with an extensive array of safety and security features. Side-intrusion door beams, energy-absorbing door-trim panels and bumper-to-bumper flow-through rails all help Edge manage energy and enhance its performance in the event of various types of collisions. New for 2009, the SOS Post-Crash Alert System<sup>7</sup> automatically activates in the event of airbag deployment or safety belt pretensioner activation in certain collisions, flashing the vehicle's hazard lights and sounding the horn to attract attention. Edge is always looking out for you.



# Colorize your Edge

## Exterior and Interior Selections

- Camel  
Medium Light Stone  
Charcoal Black
- SE**
- Redfire Metallic
  - Brilliant Silver Metallic\*
  - Cinnamon Metallic\*
  - White Suede\*
  - Dark Ink Blue Metallic
  - Sterling Grey Metallic\*
  - Black
- SEL/LIMITED**
- Redfire Metallic
  - Brilliant Silver Metallic\*
  - Cinnamon Metallic\*
  - White Suede\*
  - White Platinum Tri-Coat Metallic\*
  - Dark Ink Blue Metallic
  - Sterling Grey Metallic\*
  - Sport Blue Metallic\*\*
  - Black
- SPORT**
- Redfire Metallic
  - Brilliant Silver Metallic\*
  - Sport Blue Metallic\*
  - Black
- \*New for 2009. \*\*Available only on SEL with Blue Suede Interior Appearance Package. Not available on Limited.



 <b>Charcoal Black Cloth</b> Standard on SE	 <b>Medium Light Stone Cloth</b> Standard on SE	 <b>Unique Medium Light Stone Cloth</b> Standard on SEL	 <b>Medium Light Stone Leather</b> Standard on Limited; Optional on SEL
 <b>Unique Charcoal Black Cloth</b> Standard on SEL	 <b>Charcoal Black Leather</b> Standard on Limited; Optional on SEL	 <b>Charcoal Black Leather with Alcantara® Grey Suede Inserts</b> Standard on Sport	
 <b>Camel Leather (shown)</b> Standard on Limited; Optional on SEL	 <b>Unique Camel Cloth</b> Standard on SEL	 <b>Charcoal Black Leather with Alcantara® Blue Suede Inserts (shown)</b> Standard on SEL with Blue Suede Interior Appearance Package	

## Wheels

					
<b>17" Painted-Aluminum</b> Standard on SE	<b>18" Painted-Aluminum</b> Standard on SEL	<b>18" Premium Aluminum Chrome-Clad</b> Standard on Limited; Optional on SEL	<b>20" Premium Painted-Aluminum</b> Standard on Sport	<b>20" Premium Aluminum Chrome-Clad</b> Optional on Limited	<b>22" Bright Polished-Aluminum</b> Optional on Sport

		
<b>Redfire Metallic</b>	<b>Brilliant Silver Metallic</b>	
		
<b>Cinnamon Metallic</b>	<b>White Suede</b>	
		
<b>White Platinum Tri-Coat Metallic</b>	<b>Dark Ink Blue Metallic</b>	
		
<b>Sterling Grey Metallic</b>	<b>Sport Blue Metallic</b>	<b>Black</b>



# Personalize your Edge in 4 steps

## Dimensions\*

EXTERIOR	
Length	185.7"
Wheelbase	111.2"
Overhang – Front	37.0"
Overhang – Rear	37.5"
Width –	
Excluding mirrors	75.8"
Including mirrors	87.5"
Mirrors folded	79.1"
Height (with options)	69.0"
Minimum running ground clearance	7.9"
Liftover height	30.8"
Ramp breakover angle	17.2°
Angle of approach	16.5°
Angle of departure	26.6°
INTERIOR	
Front	
Head room (without Vista Roof™)	40.0"
Shoulder room	58.9"
Hip room	54.8"
Leg room	40.7"
Rear	
Head room (without Vista Roof)	39.3"
Shoulder room	58.8"
Hip room	56.3"
Leg room	39.6"
Cargo volume (cu. ft.)	
Behind front seats	69.0
Behind rear seats	32.2

\*Dimensions may vary by trim level.  
Cargo and load capacity limited by weight and weight distribution.

## Standard Features

### MECHANICAL

- 4-wheel power disc brakes with Anti-lock Brake System (ABS)
- 19-gallon (FWD) or 20-gallon (AWD) fuel tank capacity
- Class I towing (2000-lb. maximum loaded trailer weight)
- Front-wheel drive
- Independent front and rear suspension
- Mini spare tire
- One-touch integrated start
- Power steering

### SAFETY/SECURITY

- Personal Safety System® for driver and front passenger – Includes dual-stage front airbags,\*\* safety belt pretensioners, safety belt energy-management retractors, safety belt usage sensors, driver-seat position sensor, crash severity sensor, restraint control module and Front-Passenger Sensing System
- Adjustable head restraints
- AdvanceTrac® with RSC® (Roll Stability Control™)
- Autolock
- Battery saver with headlamps-off delay
- Belt-Minder® front safety belt reminder
- Child-safety rear door locks
- Front-seat side airbags\*\*
- Height-adjustable front shoulder safety belts
- Illuminated entry system
- LATCH – Lower anchors and tether anchors for child-safety seats (2 in rear)
- Safety Canopy® System with side-curtain airbags\*\* and rollover sensor
- SecuriLock® passive anti-theft ignition system
- SOS Post-Crash Alert System flashes hazard lights and sounds horn after airbag deployment or safety belt pretensioner activation in certain collisions
- Tire Pressure Monitoring System (excludes spare)

### INTERIOR

- 4 12-volt power points (1 each in instrument panel, center console, rear seat and cargo area)
- Accessory delay for power features
- Adjustable driver and front-passenger sun visors
- Air conditioning with rear-seat vents
- Auxiliary audio input jack
- Cargo area hooks and net
- Center console with deep-bin armrest, dividers, power point and 2 cupholders
- Coat hooks (2)
- Cupholders/beverage holders (6)

\*\*Always wear your safety belt and secure children in the rear seat. \*Maximum weights shown are for properly equipped vehicles with required equipment and a 150-lb. driver. Weight of additional options, equipment, passengers and cargo must be deducted from this weight. For additional information, see your Ford Dealer. ††When properly equipped with available Class II Trailer Tow Package.

### INTERIOR (continued)

- Dual-tone electric horn
- Front and rear carpeted floor mats
- Front and rear dome/map lights
- Front bucket seats with driver manual lumbar; rear 60/40 split fold-flat seat with manually reclining seatbacks
- Front-passenger (1) and B-pillar (2) assist handles
- Instrumentation (tachometer, lamp outage, low fuel warning, low washer fluid, low oil pressure, door ajar, liftgate ajar and coolant temperature indicator)
- Map pockets in driver and front-passenger seatbacks and in all 4 door panels with 2 beverage holders in front door panels
- Overhead console with sunglasses holder
- Power door locks
- Power windows with one-touch-up/-down driver-window feature
- Rear-seat fold-down armrest with 2 cupholders
- Rear-window defroster
- Steering wheel-mounted cruise control
- Tilt and telescoping steering column

### EXTERIOR

- Black door handles
- Chrome 3-bar grille
- Dual chrome exhaust tips
- Power sideview mirrors with Blind Spot Mirrors and manual fold-away design
- Privacy glass (rear doors, rear quarter windows and liftgate window)
- Quad-beam halogen headlamps
- Rear spoiler
- Remote keyless-entry system with 2 integrated keyhead transmitter remotes
- Rocker moldings
- Roof-mounted antenna
- Windshield wipers – Front: variable-intermittent with washer; rear: 2-speed with washer

### ENGINE

- 3.5L Duratec V6
- 6-speed automatic transmission
- 265 hp @ 6250 rpm
- 250 lb.-ft. of torque @ 4500 rpm
- Maximum loaded trailer weight†  
– Class I – 2000 lbs.  
– Class II – 3500 lbs.††

# 1

## Choose your trim level



### SE Equipped with select standard features on facing page, plus:

- Chrome 3-bar grille
- 17" painted-aluminum wheels
- Quad-beam halogen headlamps
- Black exterior door handles, power sideview mirrors, rear spoiler and rocker moldings
- Dual chrome exhaust tips
- Cloth seats
- Front bucket seats with driver manual lumbar
- Rear 60/40 split fold-flat seat with manually reclining seatbacks
- AM/FM stereo/single-CD player with MP3 capability
- Auxiliary audio input jack
- Overhead console with sunglasses holder
- Remote keyless-entry system with 2 integrated keyhead transmitter remotes

### SEL Includes all the standard Edge SE features, plus:

- 18" painted-aluminum wheels
- Automatic headlamps with wiper activation
- Body-color exterior door handles, sideview mirror accents and rear spoiler
- SecuriCode™ keyless-entry keypad
- Reverse Sensing System
- Fog lamps with chrome bezels
- Unique cloth seats
- 6-way power driver seat
- EasyFold™ rear seatback release
- Auto-dimming rearview mirror
- AM/FM stereo/6-disc in-dash CD changer with secondary steering wheel-mounted controls and MP3 capability
- SIRIUS Satellite Radio with 6-month subscription
- Leather-wrapped steering wheel and shift knob
- Message center
- Additional chrome accents on registers and shifter stalk
- Unique aluminum finish on instrument panel

### Limited Includes all the standard Edge SEL features, plus:

- 18" premium aluminum chrome-clad wheels
- Heated sideview mirrors with security approach lamps and memory
- Body-color keypad surround
- Chrome beltline molding
- "LIMITED" badge
- Leather-trimmed seats
- 6-way power heated front buckets with driver-seat memory feature and fold-flat front-passenger seat
- Dual-zone Electronic Automatic Temperature Control with particulate air filter
- Ambient Lighting
- Ford SYNC® voice-activated, in-vehicle communications and entertainment system
- Premium Sound System with AM/FM stereo/6-disc in-dash CD changer, secondary steering wheel-mounted controls, MP3 capability, clock and 9 speakers (including A-pillar-mounted tweeters and an 8" subwoofer) with 320 watts
- Unique brushed-aluminum finish on center-stack panel and door-sill scuff plates
- Grey Metallic-faced gauges
- Universal Garage Door Opener

### Sport Includes all the standard Edge SEL features, plus:

- 20" premium painted-aluminum wheels (shown above with optional 22" wheels)
- Unique front and lower fascias
- Body-color door cladding and side-skirt rocker molding
- Unique headlamp and taillamp blackout treatment
- 3½" bright exhaust tips
- "SPORT" badge
- Contrast stitching on leather-wrapped shift knob and steering wheel
- Leather-trimmed seats with Alcantara® suede inserts
- Unique dark brushed finish on center-stack panel
- Ford SYNC

Continue your build on the next page.



3.5L Duratec V6 engine



Rear 60/40 split fold-flat seat



Blind Spot Mirrors



Available Dual-zone Electronic Automatic Temperature Control



Textured aluminum and chrome interior accents



## 2

### Choose your options

- 18" premium aluminum chrome-clad wheels (Available on SEL)
- 20" premium aluminum chrome-clad wheels (Available on Limited)
- 22" bright polished-aluminum wheels with sport-tuned suspension (Available on Sport)
- All-weather floor mats (in addition to standard carpeted floor mats) (Available on SE, SEL, Limited and Sport)
- All-Wheel Drive (AWD) (Available on SEL, Limited and Sport)
- Black roof side rails (Available on SE, SEL and Limited; not available with Vista Roof™)
- Ford SYNC® voice-activated, in-vehicle communications and entertainment system (Available on SEL)
- Panoramic Vista Roof – 2-panel glass roof with power tilt and open features on front panel and dual power sunshades for both panels (Available on SEL, Limited and Sport)
- Premium Sound System with AM/FM stereo/6-disc in-dash CD changer, secondary steering wheel-mounted controls, MP3 capability, clock and 9 speakers (including an 8" subwoofer) with 320 watts (Available on Sport)
- SIRIUS Satellite Radio with 6-month subscription (Available on SE)
- Voice-activated Navigation System with a nearly 10-gigabyte hard drive, single-disc Premium Sound System and SIRIUS Travel Link™ services with 6-month subscription (Available on SEL, Limited and Sport; requires Ford SYNC)

Alcantara is a registered trademark of Alcantara S.p.A., Italy.

## 3

### Choose your packages

#### Convenience Group

Automatic headlamps with wiper activation, auto-dimming rearview mirror, driver-side SecuriCode™ keypad, secondary steering wheel-mounted audio controls and Reverse Sensing System (Available on SE)

#### Leather Comfort Package

Dual-zone Electronic Automatic Temperature Control with particulate air filter, heated front seats, leather-trimmed seating and 6-way power fold-flat front-passenger seat (Available on SEL)

#### Cargo Package

Power liftgate and Rear Cargo Management System (Available on SEL and Limited)

#### Sight & Sound Package

Ambient Lighting and 6-CD Premium Sound System (Available on SEL)

#### Blue Suede Interior Appearance Package

Charcoal Black leather-trimmed seats with Alcantara® Blue Suede inserts and Blue contrast stitching on leather-wrapped steering wheel and shift knob (Black, Brilliant Silver, Sterling Grey or Sport Blue exterior colors only) (Available on SEL)

#### Sport Premium Package

Dual-zone Electronic Automatic Temperature Control with particulate air filter, Universal Garage Door Opener, security approach lamps, heated front seats and sideview mirrors with memory, 6-way power fold-flat front-passenger seat and power liftgate (Available on Sport)

#### Class II Trailer Tow Package

Class II hitch receiver, engine oil cooler, larger radiator, upgraded cooling fans and wiring harness with 4-pin connector (3500 lbs. max.) (Available on SE, SEL and Limited)



Sport interior



Available panoramic Vista Roof

## 4

### Customize your Edge

- A. Body Kit by 3dCarbon®\*
  - B. 20" chrome-aluminum wheels
  - C. Katzkin® Leather seat covers\*
  - D. Side window deflectors
  - E. Cargo-Logic® System
  - F. Thule® racks\*
  - G. Premium carpeted floor mats
  - H. Garmin® nüvi® Portable Navigation System\*
  - I. Bumper protector
  - J. Interior cargo area protector
  - K. Front illuminated sill plates
  - L. Trailer hitch balls/draw bars
  - M. Splash guards
- Also available:**
- Grille inserts
  - Tape stripes
  - Chrome door handles
  - Dual INVISION® DVD Headrests\*
  - Electrochromic mirrors
  - Remote start systems
  - Vehicle security system
  - Interior cargo area privacy cover
  - Keyless entry keypad
  - Moonroof deflector
  - Trailer hitch assembly
  - Trailer wiring harness kit
  - Ashcup/coin holder/Smoker's Pack
  - Wheel locks
  - Bug deflector
  - All-weather floor mats

\*Ford Licensed Accessories.

Garmin is a registered trademark of Garmin Ltd.



A B



C

Plus many other color combinations



D



E



F



G



H



I



J



K



L



M

Visit [fordaccessories.com](http://fordaccessories.com) to use the Accessorizer, learn complete accessory details and view purchase instructions.

custom accessories

Genuine Ford Accessories will be warranted for whichever provides you the greatest benefit: 12 months or 12,000 miles (whichever occurs first), or the remainder of your Bumper-to-Bumper 3-year/36,000-mile New Vehicle Limited Warranty. Contact your local Ford Dealer for details and a copy of the limited warranty. Ford Licensed Accessories (FLA) are warranted by the accessory manufacturer's warranty. Contact your Ford Dealer for details regarding the manufacturer's limited warranty and/or a copy of the FLA product limited warranty offered by the accessory manufacturer.

<sup>1</sup>2009 EPA-estimated 24 mpg hwy, for FWD.

<sup>2</sup>Real-time traffic monitoring available in select markets. Some features are unavailable while driving. Service not available in Alaska or Hawaii. See your Ford Dealer for details. \*SIRIUS, the SIRIUS dog, \*SIRIUS Travel Link™ and related marks are trademarks of SIRIUS Satellite Radio Inc.

<sup>3</sup>ULEV is a rating approved by the California Air Resources Board. Vehicles sold in federally regulated states meet the Environmental Protection Agency's Tier 2/Bin (5) emissions standards.

<sup>4</sup>Medium 5-Passenger CUV class with standard 6-cylinder engine.

<sup>5</sup>Remember that even advanced technology cannot overcome the laws of physics. It's always possible to lose control of a vehicle due to inappropriate driver input for the conditions. For more information on AdvanceTrac® with RSC, visit [fordvehicles.com](http://fordvehicles.com).

<sup>6</sup>Driving while distracted can result in loss of vehicle control. Only use mobile phones and other devices, even with voice commands, when it is safe to do so.

Microsoft is a registered trademark of Microsoft Corporation. The Bluetooth word mark is a registered trademark owned by the Bluetooth SIG, Inc.

<sup>7</sup>SOS hardware may become damaged or the battery may lose power in a crash, which could prevent operation. Not all crashes will activate an airbag or safety belt pretensioner.

<sup>8</sup>Based on cumulative survey data of 2007 MY Ford and competitive owners at 3 months of service in 3 surveys conducted 9/06–5/07.

Comparisons based on 2008 competitive models (Medium 5-Passenger CUV class with standard 6-cylinder engine), publicly available information and Ford certification data at time of printing. Some features discussed may be optional. Vehicles shown may contain optional equipment. Features shown may be offered only in combination with other options or subject to additional ordering requirements or limitations. Dimensions shown may vary due to optional features and/or production variability. Following publication of the catalog, certain changes in standard equipment, options and the like, or product delays may have occurred

which would not be included in these pages. Your Ford Dealer is the best source for up-to-date information. Ford Division reserves the right to change product specifications at any time without incurring obligations.

**New Vehicle Limited Warranty.** We want your Ford Edge ownership experience to be the best it can be. So under this warranty, your new vehicle comes with 3-year/36,000-mile Bumper-to-Bumper Coverage, 5-year/60,000-mile Powertrain Warranty Coverage, 5-year/50,000-mile Safety Restraint Coverage, and 5-year/unlimited-mile Corrosion (Perforation) Coverage – all with no deductible. Please ask your Ford Dealer for a copy of this limited warranty.

**Roadside Assistance.** Covers your vehicle for 5 years or 60,000 miles, so you have the security of knowing that help may be only a phone call away should you run out of fuel, lock yourself out of the vehicle, or need towing. Your Ford Dealer can provide complete details on all of these advantages.

**Ford Credit.** Get the ride you want. Whether you plan to lease or finance, you'll find the choices that are right for you at Ford Credit. Ask your Ford Dealer for details or check us out at [fordcredit.com](http://fordcredit.com).

**Extended Service Plan.** For a purchase or lease, the Ford Extended Service Plan (ESP) gives you "Peace-of-Mind" protection designed to cover key vehicle components and protect you from the cost of unexpected repairs. Ask your dealer for an ESP, the only service contract backed exclusively by Ford and honored at all Ford Lincoln Mercury dealerships.

**Insurance Services.** Get Ford Motor Company quality in your auto insurance. Our program offers industry-leading benefits and competitive rates. Call 1-877-367-3847, or visit us at [fordvip.com](http://fordvip.com) for a no-obligation quote. Insurance offered by American Road Services Company (in CA, American Road Insurance Agency), a licensed agency and subsidiary of Ford Motor Company.





Everything's better at the  
**Edge.**



Edge Limited • Cinnamon Metallic • Available Equipment





### Drive quality.

You see it, feel it, hear it. Quality matters. And Ford delivers. In fact, Ford is in a dead heat with Toyota when it comes to quality.<sup>8</sup>



### Drive green.

An efficient 6-speed automatic transmission works with the 3.5L Duratec V6 engine that's standard on every Edge to give you up to 24 mpg.<sup>1</sup>



### Drive safe.

The Insurance Institute for Highway Safety (IIHS) has named Ford Edge a "Top Safety Pick" for 2 years in a row (2007-2008 model years).



### Drive smart.

Stay in touch and manage your music on the go with our available, exclusive Ford SYNC<sup>®</sup> voice-activated, customizable media system.<sup>6</sup>



Drive one.

To learn more, visit  
[fordvehicles.com](http://fordvehicles.com)