

2025

SONATA





Designed to meet the only standard as high as ours: Yours.

When we designed the 2025 Sonata midsize sedan, we knew who we had to please: You. And we've always known that only by taking the boldest steps could we meet your highest expectations. For roominess and comfort. For performance and efficiency. For connectivity and safety.

The futuristic Sonata is a sign of how Hyundai is accelerating the pace of change. Ready to deliver innovative ideas, Sonata wears the signature of Hyundai Design with its Seamless Horizontal Lamp stretching across the front. It's complemented inside by two available 12.3" screens joined in a single curved panoramic display. Throughout the cabin, materials feel refined to the touch. Hyundai engineers also made quietness a priority, so every journey feels rejuvenating.

Meeting your high standards with a uniquely satisfying sedan is a great start, but we intend to exceed them. And to do that, we know the ownership experience must be every bit as rewarding as the Sonata itself. So our award-winning BlueLink+ connected car features are complimentary with your purchase of a new 2025 Sonata.¹ As with every new Hyundai, Sonata also comes with the peace-of-mind provided by America's Best Warranty and Hyundai Complimentary Maintenance.²

While the 2025 Sonata is focused on the future, it's also instructive to look back: For the past 15 years in a row, global brand research consultancy Brand Keys has ranked Hyundai #1 in customer loyalty.³ More people who buy a Hyundai buy another – more than any other vehicle at any price.

¹BlueLink+ is available to purchasers and lessees of new 2025 and newer BlueLink-equipped Hyundai models. BlueLink+ requires an active BlueLink subscription agreement subject to the Connected Services Terms and Conditions. Only use BlueLink features and corresponding devices when safe to do so. Cellular and GPS coverage is required. Features, specifications and fees are subject to change. BlueLink services rely on digital wireless telecommunications technology outside of Hyundai's control. BlueLink is dependent on 4G LTE cellular networks controlled and maintained by third-party wireless carriers. If and when these networks change and/or discontinue service, or the underlying technology required to support BlueLink becomes obsolete, then the connected services will not work and Hyundai will be forced to cancel impacted subscription services. ²COMPLIMENTARY MAINTENANCE INCLUDES FOUR (4) BASIC MAINTENANCE SERVICE VISITS THAT MUST BE USED IN THE FIRST 3 YEARS OR 36,000 MILES, WHICHEVER COMES FIRST. Basic maintenance includes Hyundai-approved oil and oil filter change (except for electric vehicles and fuel cell electric vehicles), multi-point inspection plus tire rotation. Driving at normal factory-scheduled maintenance intervals would cover four services for the first 3 years or 36,000 miles. Any additional services and parts are excluded. Offer valid only for original owners of new 2025 model year Hyundai vehicles. See your Hyundai dealer for details and limitations. ³Based on Brand Keys 2010, 2011, 2012, 2013, 2014, 2015, 2016, 2017, 2018, 2019, 2020, 2021, 2022, 2023 and 2024 Customer Loyalty Engagement Index™.

SONATA Hybrid Limited in Aero Silver



SONATA N Line in Serenity White

The power to put more emotion in your motion.

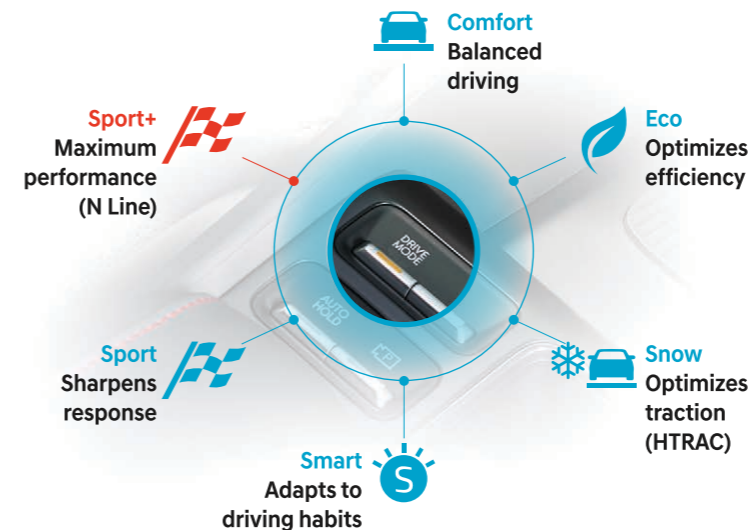
Sonata puts the joy in driving with performance you can feel. A range of precisely engineered power sources respond to the prodding of your right foot as smoothly as the flow of air over its aerodynamic exterior.

Sonata's SE, SEL and SEL Convenience trims feature a silky 2.5L Smartstream 4-cylinder engine that delivers 191 hp in concert with its 8-speed automatic transmission. Prefer acceleration that presses you further back into your seat? Sonata N Line puts 311 lb-ft of torque underfoot with a 290-hp 2.5L Smartstream Turbo engine under the hood.

On Hybrid models, a 2.0L Smartstream hybrid 4-cylinder engine with 192 net hp and a 6-speed automatic combine for big fuel economy numbers. How big? Up to an EPA-estimated 44 MPG in the city and 51 MPG on the highway, with up to 620 miles of driving range.¹ Hybrid models also come with paddle shifters that let you adjust regenerative braking levels to optimize fuel efficiency.

Sonata sports a multi-link rear suspension that lets you carve twisting roads and corners with nimble precision. Want even more road-holding traction? Sonata SEL is available with All Wheel Drive. Sonata Hybrid's available e-Motion Drive enables dynamic cornering and a smooth ride in various driving conditions. And to top it all off, Drive Mode Select lets you choose how to dial in the performance edge of your Sonata.

Drive Mode Select



SONATA Hybrid Limited in Transmission Blue



SONATA Hybrid e-Dynamic Drive torque vectoring



Steering wheel regenerative braking paddles

¹Sonata Hybrid SEL driving range estimate based on fuel tank capacity and EPA-estimated 47 combined MPG rating. All MPG figures are EPA estimates for comparison purposes only. Actual mileage will vary with options, driving conditions and habits, vehicle and battery condition, and other factors.



N Line

¹Class comparison based on midsize sedan competitors as defined by Hyundai Motor America. Claim based on comparison of specifications on websites of competitive manufacturers as defined by Hyundai Motor America. The hands-free smart trunk opens when your Proximity Key is within 3 feet of the detection area for at least 3 seconds. Radio transmitters and other smart keys may interfere with normal operation. Please consult your Owner's Manual for details and limitations. ²The Surround View Monitor is a parking support system. It cannot completely eliminate blind spots, may not detect every object and does not warn of moving objects. Always check your surroundings before moving your vehicle. See Owner's Manual for details and limitations. ³Parking Collision-Avoidance Assist - Reverse (PCA-R) can alert the driver of a potential hazard while reversing by providing an audible warning and/or applying braking. PCA-R is active when the vehicle is in reverse gear and operating at low speeds. Never rely exclusively on PCA-R. PCA-R cannot prevent all collisions and may not provide alerts or braking in all conditions. Always look over your shoulder and use your mirrors to confirm rear clearance. There are limitations to the function, detection, range and clarity of the system. See Owner's Manual for details and limitations. ⁴Remote Smart Parking Assist (RSPA) can help remotely park the vehicle. However, several factors can impact RSPA performance. RSPA may not function correctly if one or more of the parking sensors is damaged, dirty or covered, or if weather conditions (heavy rain, snow or fog) interfere with sensor operation. Always inspect the parking area with your own eyes. See Owner's Manual for details and limitations.

SONATA N Line in Serenity White

Every Sonata is special. These two are next-level special.

For some people, buying a new car is simple: They'll only settle for the 'top-of-the-line'. In the case of Sonata, it's a choice between two models: Top-of-the-line luxury in Sonata Hybrid Limited. And top-of-line performance in the Sonata N Line.

Sonata Hybrid Limited offers all of the advanced powertrain efficiency of the Sonata Hybrid SEL, plus a long list of premium features – starting with leather seating surfaces that cradle you and your passengers in sumptuous comfort. Its first-in-class power smart trunk creates hands-free convenience when loading cargo!¹

Other luxury features include a full-color Head-up Display and a Surround View Monitor,² plus the added safety of Parking Collision-Avoidance Assist – Reverse³ and Parking Distance Warning on all sides. The Hybrid Limited's key fob even becomes a magic wand, enabling Remote Smart Parking Assist⁴ and remote starting of the engine and air conditioning.

If it's performance you crave, Sonata N Line is our most powerful Sonata ever. It features a 290-hp 2.5L Smartstream Turbo 4-cylinder engine matched to an 8-speed N Wet Dual Clutch Transmission with rev matching. Performance technologies exclusive to Sonata N Line include Active Sound Design, Launch Control and N Power Shift.

Amplifying an exterior that's bold to begin with, Sonata N Line adds even more head-turning style. Exclusive 19" wheels, a rear spoiler and dual twin-tipped exhaust outlets express its performance personality. Inside, design details include red-accented stitching, cross-metal patterned trim, microfiber suede seat inserts and higher grip side bolsters to keep you planted firmly in your seat during spirited cornering.



SONATA Hybrid Limited in Transmission Blue



Remote Smart Parking Assist



N Line sport seats with enhanced side bolsters




Hands-free power smart trunk with auto-open

Doorbells now have cameras. It's time your car did, too.

Protection starts with vision. And our engineer's vision takes shape in the Sonata with a suite of advanced safety and driver-assistance features known as Hyundai SmartSense. Using an integrated system of available cameras, radar sensors and ultrasonic sensors, SmartSense safety technologies monitor your surroundings from nearly every angle to help protect you and your passengers in the event a potential collision is detected.¹

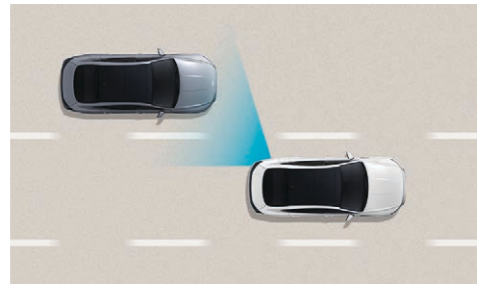
On board Sonata Hybrid Limited, standard Blind-Spot Collision Warning² is enhanced by a Blind-Spot View Monitor,³ which displays video of what's alongside your car within the instrument cluster once you activate your turn signal. Sonata Hybrid Limited is also equipped with a Surround View Monitor⁴ and front/rear parking sensors that help you easily navigate crowded parking areas. It's a level of safety so high, Sonata has been awarded an IIHS *TOP SAFETY PICK* every year for the last 15 consecutive years – as of July 2024.⁵

Hyundai SmartSense Technologies



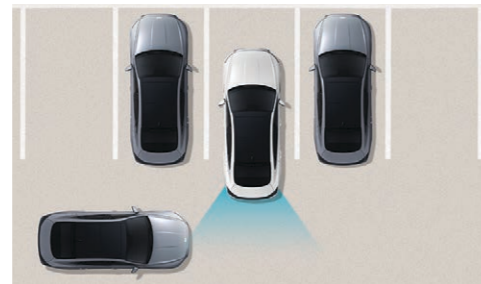
1. Forward Collision-Avoidance Assist

When the front-facing camera and radar detect a vehicle, pedestrian or cyclist in your path, or oncoming cars when turning left in an intersection, your Sonata warns you of a potential collision. If necessary, the system may automatically apply emergency braking to help avoid a collision.⁶




2. Blind-Spot Collision Warning

If your Sonata detects a vehicle in your blind spot while the turn signal is on, it issues an alert before you change lanes to help avoid a collision. It also monitors for vehicles approaching from behind to help prevent collisions when you are exiting a parallel parking spot.



3. Rear Cross-Traffic Collision-Avoidance Assist

Backing your Sonata out of a parking space and wondering whether there is cross traffic coming your way? This feature helps warn you of another vehicle approaching from the side. If necessary, your Sonata may automatically apply braking to help prevent a collision.⁷



4. Lane Following Assist


Using the car's front-facing camera to detect lane markers on the road, this feature assists the Sonata driver's steering to help keep your vehicle centered in its lane. This technology can also help determine a virtual path based on movements of the preceding vehicle.⁸



Blind-Spot View Monitor




Surround View Monitor



5. Highway Driving Assist

Acting as your copilot on freeways, this feature is available to help keep you centered in your lane while maintaining a set speed and distance from the vehicle in front. It uses Sonata's navigation map data to automatically adjust for changing speed limits, and reduces your speed when it detects you're approaching a curve in the road.⁹



6. Safe Exit Warning | Rear Occupant Alert

After you park, Safe Exit Warning issues an alert when a vehicle is detected to be approaching from behind, letting the driver know it may not be safe for passengers to open the street-side door.¹⁰ A Rear Occupant Alert feature can help remind the driver to check the rear seats for kids or pets after turning off the engine.¹¹



2024 Hyundai SONATA and SONATA HYBRID⁵

¹ Safety features vary by model and trim level. For details, refer to the Features chart in this brochure or visit HyundaiUSA.com. ² Blind-Spot Collision Warning (BCW) assists the driver by warning of other cars in the blind-spot region. There are limitations to the function, range, detection and clarity of the system. It will not detect all vehicles or objects in the blind spot. BCW may not operate if sensors are obscured in any way. Do not rely exclusively on BCW, as it is a supplemental system. The driver must be attentive and exercise caution when driving. It is important to always signal, look over your shoulder and through your mirrors before changing lanes. See Owner's Manual for details and limitations. ³ The Blind-Spot View Monitor (BVM) assists the driver in changing lanes by providing a live view of the blind spots on either side of the vehicle and sounding an audible alert if another vehicle is detected. The turn signal must be activated, and other system limitations apply. Do not rely exclusively on BVM. It is the driver's responsibility to be aware of the surroundings and ensure it is clear before changing lanes or directions. See Owner's Manual for details and limitations. ⁴ The Surround View Camera System (SVCS) is a parking support system. The Surround View Monitor cannot completely eliminate blind spots, may not detect every object and does not warn of moving objects. Always check your surroundings before moving your vehicle. See Owner's Manual for details and limitations. ⁵ Fifteen years of consecutive IIHS TOP SAFETY PICK awards apply to 2010-2024 non-hybrid Sonata models only. To qualify for 2024 TOP SAFETY PICK, a vehicle must earn good ratings in the small overlap front, original moderate overlap front and updated side tests. It also must earn an acceptable or good rating for pedestrian front crash prevention and come with standard acceptable- or good-rated headlights. For details, please visit www.iihs.org. ⁶ Forward Collision-Avoidance Assist (FCA) with Pedestrian and Cyclist Detection helps detect vehicles, pedestrians and cyclists, but not in all conditions. FCA is designed to assist drivers to avoid, or reduce the severity of, collisions with cars that have slowed or stopped in front of them. It is a supplemental assist and does not replace the need for extreme care and attention by the driver. FCA may not stop the vehicle completely and will not avoid all collisions. Junction Turning helps the driver avoid collisions involving turning left at an intersection by applying the opposing front brake only when an oncoming vehicle is detected in the opposing lane. There are limitations to the function, detection, range and clarity of the system. Junction Turning may not function correctly if one or more of the sensors is damaged, dirty or covered or if weather conditions (heavy rain, snow or fog) are interfering with sensor operation.

It will not prevent loss of control. This driver assistance system is not a substitute for safe driving. See Owner's Manual for details and limitations. ⁷ Rear Cross-Traffic Collision-Avoidance Assist (RCCA) can alert the driver of a potential collision by providing an audible warning and/or applying braking. RCCA is active when the vehicle is in reverse and operating at low speeds. Never rely exclusively on RCCA. RCCA cannot prevent all collisions and may not provide alerts or braking in all conditions. Always look over your shoulder and use your mirrors to confirm rear clearance. There are limitations to the function, detection, range and clarity of the system. See Owner's Manual for details and limitations. ⁸ Lane Following Assist (LFA), when actively engaged with Smart Cruise Control or Highway Driving Assist, helps keep your vehicle centered in its lane when the lane markings are clearly visible on the road. LFA will not work under all circumstances and will not prevent loss of control. LFA is a supplemental assist, and does not replace the need for extreme care and attention by the driver. See Owner's Manual for details and limitations. ⁹ Highway Driving Assist (HDA) is for highway use only and helps keep your car centered in its lane while maintaining a safe distance from the vehicle ahead. Lane markings must be clearly visible on the road. HDA should not be used in poor weather, heavy or varying traffic, or on winding or slippery roads. HDA will not work under all circumstances and will not prevent loss of control. Driver remains responsible to slow or stop the car to avoid a collision. See Owner's Manual for details and limitations. ¹⁰ When the vehicle is parked, Safe Exit Warning (SEW) can alert occupants planning to exit the Sonata when another vehicle is approaching from behind. SEW does not work in all situations and is not a substitute for driver or passenger attentiveness. Always be aware of your surroundings and be attentive of approaching vehicles. See Owner's Manual for details and limitations. ¹¹ When the vehicle is parked and the engine has been turned off, the Rear Occupant Alert (ROA) can help to alert the driver if the rear door(s) have been opened at any point after the vehicle was unlocked at the beginning of the journey. Upon turning the engine off, ROA will provide a visual alert on the instrument cluster. ROA is not a substitute for driver attentiveness. Never leave a child or pet unattended in a vehicle. See Owner's Manual for details and limitations.



¹Dual automatic climate control not available on Sonata SE. ²Qi wireless charging function is based on smartphone compatibility and/or specific accessory cases. ³Column-mounted Shift-by-Wire gear selector not available on Sonata SE. ⁴Apple® is a registered trademark of Apple Inc. Android Auto™ is compatible with Android™ phones running Android 5.0 or higher. Android Auto may not be available on all devices. Additional apps may be required. Android and Android Auto are trademarks of Google LLC.

SONATA N Line in Black Microfiber with Red Accents

Smart style. Brilliantly imagined.

Open the door of a 2025 Sonata, take your place in the driver's seat – and just admire the view. You may have had new cars before, but never one that looks and feels this advanced.

Inside, Hyundai designers continue reimagining how drivers are engaged and informed. The exchange of intelligence starts with an ergonomic steering wheel that places intuitive controls at your command. Throughout the cockpit, knobs and buttons are placed exactly where your fingertips expect them to be.

Stretched out before you is a panoramic curved display available with a 12.3" driver information cluster and 12.3" audio-video navigation system. You can set the automatic climate controls to your preference with simple touch-type gestures.¹ Put your smartphone down on the available wireless charging pad – it recharges while you drive, so it's ready when you arrive.²

Your passengers will arrive recharged too, relaxing in the spacious comfort of Sonata's impressive headroom and legroom. Locating the Shift-by-Wire electronic gear selector on the center column frees up even more space for cupholders and storage.³

Ready to hear your favorite music sound bigger and richer than ever before? The 12-speaker Bose® premium sound system is available with new CenterPoint 360 technology that delivers a powerful listening experience in every seat. Wireless Apple CarPlay® and Android Auto™ are standard on all 2025 Sonata models,⁴ and a multi-Bluetooth® connection lets you stream playlists from two phones.



N Line sport seats with red accents and power tilt-and-slide panoramic sunroof



Panoramic curved display



Dual automatic climate control



Apple CarPlay®



Wireless phone charger and dual USB ports

Introducing Bluelink+: No fees. No trial. No worries.

With Bluelink+, Hyundai has become the first automotive brand to offer its suite of connected car features to new car purchasers at no extra cost. Bluelink is complimentary with the purchase of your new 2025 Sonata.¹

Bluelink technologies are designed to help keep you safe – ranging from automatic collision notifications to enhanced roadside assistance that sends your location to a roadside assistance associate.² And much more. Bluelink also includes helpful maintenance features like remote diagnostics and monthly vehicle health reports. All complimentary with a 2025 Sonata new vehicle purchase for the life of the supporting wireless network technology.³

Our MyHyundai with Bluelink app turns your compatible smartphone, smartwatch or home assistant device into a Bluelink remote control that can unlock your Sonata's doors and start the vehicle and climate controls before you walk out the door.⁴

Enter your Sonata using the available Digital Key 2 Premium for your compatible smartphone or wearable device, and your radio and navigation system presets are restored using your Bluelink personal profile.⁵ Apple Wallet,⁶ Google Wallet⁶ and Samsung Pass⁶ let you share your digital key with trusted friends and family members⁶ – as the primary driver, you can control when a shared key can be used, and pause or end shared-key access at any time.



Automatic Emergency Assistance

Bluelink offers you 24/7 SOS Emergency Assistance as well as Automatic Collision Notification that can call for help if you're in an accident where your vehicle's airbags deploy.



Over-the-Air Software Updates

Sonata takes convenience to the next level with Over-the-Air software updates that keep navigation and infotainment systems up-to-date without requiring a dealership trip.⁷



Driver Profile Management

Save your navigation searches, radio presets and driver seat/side mirror settings⁸ to your secure Bluelink account, and you can remotely update and push them to your Sonata.



Remote Vehicle Controls

Use your smartphone, smart speaker or wearable device to remotely start your Sonata's engine, set the car's cabin temperature, activate the available heated front seats and more.



Remote Vehicle Status

Wondering how much fuel is in your tank? If your car's trunk is closed or the sunroof is open? Your MyHyundai app with Bluelink knows the answers to these questions. And many more.




Destination Send-to-Car

Use the MyHyundai with Bluelink app to find addresses, restaurants or other points of interest – and send the destination to your Sonata's available navigation system before you start to drive.



SONATA N Line in Serenity White

Interior Colors



Dark Gray Cloth
SE / SEL / Hybrid SEL

Black Cloth
SE / SEL / Hybrid SEL


Black Microfiber
with Red Accents
N Line

Camel Leather
Hybrid Limited

Dark Gray Leather
Hybrid Limited

Black Leather
Hybrid Limited

Exterior Colors



Serenity White

Transmission Blue

Portofino Gray

Carbon Blue

Ultimate Red

Abyss Black

Aero Silver

Aero Silver Matte
N Line only

Wheels

16" Alloy Wheel
SE



17" Alloy Wheel
SEL



18" Alloy Wheel
SEL Convenience



19" Alloy Wheel
N Line



17" Alloy Wheel
Hybrid SEL /
Hybrid Limited



¹Bluelink+ is available to purchasers and lessees of new 2025 and newer Bluelink-equipped Hyundai models. Bluelink+ requires an active Bluelink subscription agreement subject to the Connected Services Terms and Conditions. Only use Bluelink features and corresponding devices when safe to do so. Cellular and GPS coverage is required. Features, specifications and fees are subject to change. ²Bluelink agents will contact existing emergency service responders. ³Bluelink services rely on digital wireless telecommunications technology outside of Hyundai's control. Bluelink is dependent on 4G LTE cellular networks controlled and maintained by third-party wireless carriers. If and when these networks change and/or discontinue service, or the underlying technology required to support Bluelink becomes obsolete, then the connected services will not work, and Hyundai will be forced to cancel impacted subscription services. ⁴Requires active Bluelink Advanced subscription (complimentary for the original owner). Remote climate control available on properly equipped models with fully-automatic temperature control. Remote stop only available when in remote start mode. ⁵Near Field Communication (NFC) digital key requires a compatible iPhone,⁶ Apple Watch,⁶ Google Pixel or Samsung Galaxy⁶ phone. Not all Android, Apple or Samsung devices are compatible. Digital key sharing requires an active Bluelink Advanced subscription (complimentary for the original owner). See your Owner's Manual for details and limitations. ⁶Apple[®] is a registered trademark of Apple Inc. Samsung[®] is a registered trademark of Samsung Electronics Inc. Google Wallet[®] is a trademark of Google LLC. ⁷Fees apply for map and multimedia Over-the-Air (OTA) updates after an initial three-year period of complimentary updates. Three-year term starts from the new vehicle date of first use. Features, specifications and fees are subject to change. ⁸Requires vehicle equipped with Integrated Memory System.

SONATA SE

2.5L GDI/MPI Engine

191 HP

181 LB-FT



Popular Features
Proximity Key with push button start
Dual LED projector-type headlights
LED Daytime Running Lights and LED taillights
12.3" color touchscreen display with AM/FM/HD Radio™
Acoustic-laminated windshield
Front and rear dual USB ports

SONATA SEL Convenience

2.5L GDI/MPI Engine

191 HP

181 LB-FT



Popular Features
Power tilt-and-slide panoramic sunroof
12.3" digital instrument cluster
12.3" navigation system
Digital Key 2 Premium
Wireless phone charger
Leather-wrapped steering wheel

Exterior Dimensions	SONATA
Wheelbase	111.8 in
Overall Length	193.3 in
Overall Width	73.2 in
Overall Height	56.9 in

SONATA
EPA MPG Estimates
(City/Highway/Combined)

28/38/32 MPG

SE
8-Speed A/T

SONATA SEL

2.5L GDI/MPI Engine

191 HP

181 LB-FT



Popular Features
Heated side mirrors
8-way power driver seat with adjustable lumbar support
Heated front seats
Power windows with front auto-down/up
Dual automatic temperature control
Optional HTRAC All Wheel Drive

SONATA N Line

2.5L Turbo GDI/MPI Engine

290 HP

311 LB-FT



Popular Features
N 8-speed Wet Dual Clutch Transmission (DCT) with paddle shifters
N Line sport front seats and leather-wrapped sport steering wheel
Dual twin exhaust outlets
Bose® premium audio with 12 speakers
Highway Driving Assist
Power tilt-and-slide panoramic sunroof

Interior Dimensions	SONATA
Headroom – front / rear	40.0 / 37.8 in
Headroom with sunroof – front / rear	38.4 / 37.4 in
Legroom – front / rear	46.1 / 34.8 in

25/36/29 MPG

SEL FWD / SEL Convenience
8-Speed A/T

25/34/28 MPG

SEL AWD
8-Speed A/T

SONATA Hybrid SEL

2.0L GDI Engine

192 NET HP

139 LB-FT



Popular Features
Leather-wrapped steering wheel
Digital Key 2 Premium
Heated front seats
4-way power front passenger seat
Wireless phone charger
Power windows with front auto-down/up

SONATA Hybrid Limited

2.0L GDI Engine

192 NET HP

139 LB-FT



Popular Features
Ventilated front seats
Leather-trimmed seating surfaces and heated steering wheel
Full color Head-up Display
Blind-Spot View Monitor and Surround View Monitor
Remote Smart Parking Assist
Power tilt-and-slide panoramic sunroof

Interior Dimensions	SONATA
Shoulder Room – front / rear	57.9 / 56.1 in
Passenger Volume	104.4 cu ft
Cargo (Trunk) Volume	15.6 cu ft

23/32/27 MPG

N Line
N 8-Speed Wet DCT

44/51/47 MPG

Hybrid SEL / Limited
6-Speed A/T

SONATA | SONATA Hybrid

Power & Handling	SE	SEL	SEL C	N Line	SEL	Limited
191 hp/181 lb-ft, Smartstream 2.5L GDI/MPI 4-cylinder engine	●	●	●	–	–	–
290 hp/311 lb-ft, Smartstream 2.5L Turbo GDI/MPI 4-cylinder engine	–	–	–	●	–	–
192 net hp, 2.0L GDI 4-cylinder hybrid engine with 39 kW permanent magnet high-power density motor	–	–	–	–	●	●
Smartstream 8-speed automatic transmission	●	●	●	–	–	–
N 8-speed Wet Dual Clutch Transmission (DCT)	–	–	–	●	–	–
6-speed automatic transmission	–	–	–	–	●	●
Column-mounted Shift-by-Wire gear selector	–	●	●	●	●	●
Drive Mode Select	●	●	●	●	●	●
Electronic Parking Brake with Automatic Vehicle Hold	●	●	●	●	●	●
HTRAC All Wheel Drive	–	○	–	–	–	–

Exterior Features	SE	SEL	SEL C	N Line	SEL	Limited
N Line front and rear fascia	–	–	–	●	–	–
Dual twin exhaust outlets	–	–	–	●	–	–
Automatic headlights with High Beam Assist	●	●	●	●	●	●
Dual LED projector-type headlights	●	●	●	●	●	●
LED Daytime Running Lights and LED taillights	●	●	●	●	●	●
Acoustic-laminated windshield	●	●	●	●	●	●
Acoustic-laminated front side glass	–	●	●	●	●	●
Heated side mirrors	–	●	●	●	●	●
Fender-mounted LED turn signal indicators	–	–	–	●	–	●
Gloss black side mirrors and window surround	–	–	–	●	–	–
Power tilt-and-slide panoramic sunroof	–	–	●	●	–	●
Hands-free smart trunk with auto-open	●	●	●	●	●	●
Rain-sensing wipers	–	–	–	–	–	●
Rear lip spoiler	–	–	–	●	–	–

Interior & Convenience Features	SE	SEL	SEL C	N Line	SEL	Limited
Proximity Key with push button start	●	●	●	●	●	●
4.2" color LCD multi-information cluster display	●	●	–	–	●	–
12.3" digital instrument cluster	–	–	●	●	–	●
Leatherette-wrapped dashboard	–	–	–	–	–	●
Leather-wrapped steering wheel	–	–	●	–	●	●
N Line leather-wrapped sport steering wheel	–	–	–	●	–	–
Dual automatic temperature control	–	●	●	●	●	●
Heated front seats	–	●	●	●	●	●
Ventilated front seats	–	–	–	–	–	●

Interior & Convenience Features	SE	SEL	SEL C	N Line	SEL	Limited
Rear air conditioning vents	–	–	–	●	●	●
LED interior lighting	–	–	●	●	–	●
Ambient LED interior lighting (adjustable – 64 colors)	–	–	–	●	–	●
8-way power driver seat with adjustable lumbar support	–	●	●	●	●	●
Integrated Memory System for driver's seat and side mirrors	–	–	–	–	–	●
Cloth seating surfaces	●	●	●	–	●	–
Leather-trimmed seating surfaces and heated steering wheel	–	–	–	–	–	●
N Line sport front seats and aluminum pedals	–	–	–	●	–	–
Smart Cruise Control with Stop & Go	●	●	●	●	●	●
Remote Smart Parking Assist	–	–	–	–	–	●
Auto-dimming rearview mirror	–	–	●	●	–	●
Full color Head-up Display	–	–	–	–	–	●
Power trunk	–	–	–	–	–	●

Advanced Safety	SE	SEL	SEL C	N Line	SEL	Limited
Forward Collision-Avoidance Assist with Pedestrian/Cyclist Detection and Junction Turning Detection	●	●	●	●	●	●
Lane Keeping Assist and Lane Following Assist	●	●	●	●	●	●
Driver Attention Warning	●	●	●	●	●	●
Safe Exit Warning and Rear Occupant Alert	●	●	●	●	●	●
Blind-Spot Collision Warning	●	●	●	●	●	●
Rear Cross-Traffic Collision-Avoidance Assist	●	●	●	●	●	●
Highway Driving Assist	–	–	–	●	–	●
Blind-Spot View Monitor and Surround View Monitor	–	–	–	–	–	●
Parking Collision-Avoidance Assist – Reverse	–	–	–	–	–	●
Parking Distance Warning – Reverse/Forward/Side	–	–	–	–	–	●

Audio & Connected Car Technology	SE	SEL	SEL C	N Line	SEL	Limited
12.3" color touchscreen display with AM/FM/HD Radio™	●	●	–	–	●	–
12.3" navigation system	–	–	●	●	–	●
SiriusXM® Satellite Radio	●	●	●	●	●	●
Wireless Android Auto™ and Apple CarPlay®	●	●	●	●	●	●
Bose® premium audio with 12 speakers	–	–	–	●	–	●
Dynamic Voice Recognition	–	–	●	●	–	●
Wireless phone charger	–	–	●	●	●	●
Over-the-Air Updates	●	●	●	●	●	●
Digital Key 2 Premium	–	–	●	●	●	●
Bluelink+ Connected Car System	●	●	●	●	●	●
USB ports: Front (1 data/charge + 1 charge), Rear (2 charge)	●	●	●	●	●	●

● Standard ○ Optional – Not Available SEL C = SEL Convenience Trim

EPA estimates for comparison only. Mileage may vary. Your actual mileage will vary with options, driving conditions, driving habits and the vehicle's condition.



Hyundai Hope On Wheels®

Helping Kids Fight Cancer Since 1998



Hope comes standard on every Hyundai.

Each time we sell a Hyundai, a portion goes to Hyundai Hope On Wheels® to help find a cure for childhood cancer. Over the last 26 years, Hyundai Hope On Wheels has donated \$250 million to pediatric cancer research. Hope is our greatest feature. And it comes standard on every Hyundai. For more information, please visit HyundaiHopeOnWheels.org.



America's Best Warranty

POWERTRAIN LIMITED WARRANTY

10 YEARS
100,000 MILES

NEW VEHICLE LIMITED WARRANTY

5 YEARS
60,000 MILES

ANTI-PERFORATION WARRANTY

7 YEARS
UNLIMITED MILES

24/7 ROADSIDE ASSISTANCE

5 YEARS
UNLIMITED MILES

HYBRID/EV DIRECT ENERGY COMPONENTS

10 YEARS
100,000 MILES



Hyundai Complimentary Maintenance

COMPLIMENTARY MAINTENANCE INCLUDES FOUR (4) BASIC MAINTENANCE SERVICE VISITS THAT MUST BE USED IN THE FIRST 3 YEARS OR 36,000 MILES, WHICHEVER COMES FIRST. Basic maintenance includes Hyundai-approved oil and oil filter change (except for electric vehicles and fuel cell electric vehicles), multi-point inspection plus tire rotation. Driving at normal factory-scheduled maintenance intervals would cover four services for the first 3 years or 36,000 miles. Any additional services and parts are excluded. Offer valid only for original owners of new 2025 model year Hyundai vehicles. See your Hyundai dealer for details and limitations.



Owner Assurance

Our commitment to Hyundai owners does not end with the transfer of keys. Wherever the road takes you, we have got your back with Hyundai Owner Assurance, an umbrella of services and benefits that includes America's Best Warranty, 24/7 Roadside Assistance, innovative safety and car care features...and more.

America's Best Warranty claim based on total package of warranty programs. See dealer or HyundaiUSA.com for LIMITED WARRANTY and OWNER ASSURANCE details and limitations. While the information contained in this brochure is based on the latest information available at the time of printing, specifications and equipment can change. Feature comparisons are based on competitor information available at the time of printing. Although the information contained in this brochure is believed to be correct, accuracy cannot be guaranteed. No warranty or guarantee is being extended in this brochure, and Hyundai reserves the right to change product specifications and equipment at any time, without notice, without incurring obligations. Some vehicles are shown with optional equipment. Specifications apply to U.S. vehicles only. Please contact your Hyundai dealer or visit HyundaiUSA.com for current vehicle specifications or details on any of the programs or services listed here. As part of Hyundai's commitment to a responsible environment, this brochure was printed using paper certified by the Forest Stewardship Council.® FSC® certification helps ensure that the highest social and environmental standards are met in the making of the paper we use, contributing to conservation, responsible management and community-level benefits for people near the forests.



©2024 HYUNDAI