



GR TOYOTA
GAZOO
Racing

2025
GR *Supra*

2025 **GR** *Supra*

A rush in every rev.

Drive into the high-octane realm of the 2025 Toyota GR Supra, where raw power, razor-sharp handling and race-ready design challenge your every expectation. Whether you choose the hands-on feel of a Manual Transmission or the seamless efficiency of an 8-speed Automatic, GR Supra is yours to command. A turbocharged powerplant catapults you into action, while its road-hugging performance gives you a driving experience that ignites the senses like no other.



Images on this page: 3.0 Premium shown in Absolute Zero.



3.0 Premium interior shown in Hazelnut-colored leather trim.





Racing vehicles not for sale.




Professional driver. Vehicle modified for off-road racing. Do not attempt. Racing vehicle not for sale.



Born for the track. Bred for the streets.

Passion fuels innovation, and it's our passion for motorsports that fuels Gazoo Racing (GR), Toyota's global racing division. Racing gives us the opportunity to challenge ourselves — to push the limits and create better cars. Collectively, we grow through every turn of the wrench and every turn of the wheel. This dedication led us to develop GR Supra, making racing-inspired sports cars accessible to the everyday driver.



Racing vehicle not for sale.

Motorsports DNA

Gazoo Racing started with our unrelenting passion for motorsports, and led to high-performance road cars with the DNA of motorsports. With heavy involvement from professional drivers and a track-proven formula for optimal engineering, the GR series was designed to leave a lasting impression.



Track-tested

Fine-tuned by track-proven drivers and master drivers like Akio Toyoda himself, every vehicle that's earned the GR badge has been thoroughly pushed, honed and perfected through extensive testing at racetracks across the globe.

PERFORMANCE: 3.0-LITER TURBOCHARGED INLINE-SIX

Outperform the usual.

382

horsepower¹

368

lb.-ft. of torque

3.9

seconds, 0-60
(Automatic Transmission)

155

mph, top racetrack speed²
(electronically controlled)

3400

lbs., curb weight



3.0 Premium interior shown in Hazelnut-colored leather trim.

6-speed Manual Transmission

Intensify the connection between you and your GR Supra. Available with a 6-speed intelligent Manual Transmission (iMT) that optimizes your revs as you shift, GR Supra puts 382 horsepower¹ and 368 lb.-ft. of torque at your fingertips. Take the reins as you go through every corner while the g-forces make you feel like you're sinking into your seat. It's time to personalize the power delivered to the rear wheels and find the sweet spot where your revs match up to your heartbeat.



3.0 Premium shown in Stratosphere (extra-cost color).

3.0-liter turbocharged inline-six

The fire-breathing heart of GR Supra is its signature, turbocharged 3.0-liter inline 6-cylinder engine. Producing 382 horsepower¹ with an impressive 368 lb.-ft. of torque, this engine uses smart technologies like a twin-scroll turbocharger, Variable Valve Timing and an electric wastegate, giving you plenty of power and instant response.

HANDLING

Handle curves like a pro.

From high speeds to smooth turns — GR Supra is built to handle your most ambitious driving. Its Adaptive Variable Suspension (AVS) allows you to exert maximum control through expert maneuvers, while Brembo® brakes³ give you durable stopping power that's always on point.



3.0 Premium shown in Absolute Zero.




Adaptive Variable Suspension

GR Supra's Adaptive Variable Suspension (AVS) allows this sports car to transform from comfortable cruiser to track bruiser and back again — almost instantaneously.



Brembo® brakes

Ready to take the heat, GR Supra's Brembo® brakes³ are designed to give you firm, consistent braking force, on or off the track.



Professional driver on closed course. Do not attempt.



Electronically controlled rear differential

GR Supra features an electronically controlled rear differential, for maximum stability and performance. Sensors detect wheel speed, engine rpm, yaw rate, brake pressure, throttle opening angle and steering angle information, and send this data to a main processor. In an instant, this processor can take this data and activate a multi-plate clutch, which can control the locking ratio between both wheels from 0 to 100 percent. For you, this means you can control your driving line with precision.

Complimentary 1-year NASA® membership

As part of this membership,⁴ GR Supra owners can hit the track with a NASA® professional for one free High-Performance Driving Experience (HPDE)⁵ and get discounted admission to NASA®-sanctioned events. New owners will also enjoy discounted pricing on select parts.

See numbered footnotes in Disclosures section.

EXTERIOR

Elegance at full throttle.

Every curve of GR Supra's silhouette was designed with exceptional aerodynamics in mind. Eye-catching, signature LED headlights and dynamic rear LED taillights serve as the perfect punctuation to one heart-pounding performance after another.



3.0 Premium shown in Stratosphere (extra-cost color).

See numbered footnotes in Disclosures section.



3.0 Premium interior shown in Hazelnut-colored leather trim.

INTERIOR

Welcome to the thrill zone.

In GR Supra, convenience and design take center stage. Once you slip into the driver's seat, the attention to detail is striking. Then high-tech features like an available Head-Up Display (HUD) and Supra Command put you comfortably in control, so you can focus on enjoying the drive.

Sport seats

GR Supra's seats are designed for maximum hold, offering deep, power-adjustable side bolsters and high-grip material to help keep you upright when the roads get sideways. 14-way power adjustment helps you find that perfect driving position, while available leather trim and three-stage heating features ensure that these sport seats help keep you feeling comfortable and refreshed on any drive.

Apple CarPlay® compatibility

Stay connected. Ditch the wires. GR Supra 3.0 Premium comes standard with wireless Apple CarPlay® compatibility. Simply pair your compatible iPhone®7 to access your favorite iOS apps® directly from GR Supra's 8.8-in. high-resolution display. You can get directions, make calls, send and receive messages, and listen to music, all in a way that allows you to stay focused on your drive.

Head-Up Display

Inspired by the same technology found in the world's most advanced fighter jets, GR Supra's available full-color Head-Up Display (HUD) puts crucial information front and center, so you can stay focused on the road. With just a glance, you can see your current speed and navigation info, check available Dynamic Radar Cruise Control (DRCC)® settings, and more.

Supra Command

The Supra Command dial gives you access to GR Supra's key multimedia features. Its available touch-sensitive surface lets you use your fingers to write in addresses for the navigation system and zoom in and out of the map. Selecting between functions is as simple as a twist and press of the dial. The dial is flanked by genuine carbon-fiber accents, to bring additional sports-car cred to this intuitive piece of tech.



Apple CarPlay® compatibility shown.



Concentrating on the road should always be your first priority while driving.

Rev up your confidence.



Smart safety

GR Supra comes equipped with a number of intelligent safety and convenience features, including a Pre-Collision System,¹⁰ Pedestrian Detection,¹¹ Lane Departure Warning with Steering Assist,¹² Automatic High Beams¹³ and Speed Limit Information.

No cost maintenance plan and Roadside Assistance

Every new Toyota comes with ToyotaCare,¹⁴ a maintenance plan that covers normal factory scheduled service for 2 years or 25,000 miles, whichever comes first, and 24-hour Roadside Assistance for 2 years, unlimited mileage.



Front and rear parking sensors

Tech that helps detect what you might not. When you're parking, available sensors on the front and rear of GR Supra scan for walls, curbs and other objects that might be hidden from your view.¹⁵ Should the system anticipate a collision, it is designed to emit an audible alert, reduce engine or motor output, and automatically apply the brakes. Simulation shown.

Driver Assist Package

The available Driver Assist and Safety and Technology Packages' suite of active safety and convenience technologies adds peace of mind to every drive. The Blind Spot Monitor (BSM)¹⁶ system is designed to help alert you to vehicles hiding in your vehicle's blind spot. When you're backing out of a driveway or parking spot, Rear Cross-Traffic Alert (RCTA)¹⁷ is designed to provide audible and visual indicators to warn you of approaching vehicles. And available Dynamic Radar Cruise Control (DRCC)⁹ helps with highway driving by keeping GR Supra at a preset distance from the vehicle ahead of it, automatically accelerating and braking as needed.



3.0

Includes these key features

Mechanical/Performance

- ✓ 3.0L twin-scroll single-turbo DOHC 24-valve inline 6-cylinder engine
- ✓ 382 hp;¹ 368 lb.-ft. of torque
- ✓ Top racetrack speed: 155 mph² (electronically controlled)
- ✓ Active exhaust
- ✓ Active rear sport differential
- ✓ Launch Control¹⁸
- ✓ 8-speed AT with paddle shifters
- ✓ Available 6-speed intelligent Manual Transmission (iMT)
- ✓ High-performance Michelin® Pilot® Super Sport tires¹⁹ (summer tires) (F: 255/35 ZR19; R: 275/35 ZR19)

Exterior Features

- ✓ 6-lens auto-leveling LED headlights (three low-beam; three high-beam)
- ✓ Built-in rear spoiler
- ✓ Matte-black auto-folding, heated outside mirrors with memory function
- ✓ 19-in. frozen gunmetal gray forged-aluminum wheels

Interior Features

- ✓ Smart Key System with Smart Entry and Start
- ✓ Alcantara®-trimmed²⁰/leather-trimmed sport seats
- ✓ 14-way power-adjustable sport seats with driver's-seat memory, including 4-way lumbar and 2-way bolster adjustment
- ✓ Carbon-fiber interior trim
- ✓ Leather-wrapped 3-spoke steering wheel

Audio Multimedia

- ✓ 10-speaker HiFi sound system (205W)
- ✓ 8.8-in. display screen with Supra Command featuring AM/FM, Digital Audio, SiriusXM^{®21} 3-month trial and USB²²/Bluetooth^{®23} wireless connectivity

Safety Features

- ✓ Electric Parking Brake (EPB)²⁴
- ✓ Pre-Collision System¹⁰ and Pedestrian Detection¹¹
- ✓ Lane Departure Warning with Steering Assist (LDW w/SA)¹²
- ✓ Automatic High Beams (AHB)¹³
- ✓ Rearview camera²⁵ with parking aid lines

Package

- ✓ Safety & Technology Package Plus JBL^{®26}
Safety included: (Automatic) Full-Speed Dynamic Radar Cruise Control (DRCC),²⁷ Blind Spot Monitor (BSM)¹⁶ with Rear Cross-Traffic Alert (RCTA),¹⁷ parking sensors¹⁵ with emergency braking function. Technology included: 8.8-in. touchscreen with navigation,²⁸ 12-speaker 500W JBL^{®26} Audio system with amplifier, touchpad rotary control, wireless Apple CarPlay^{®6} compatibility (iOS only), Speed Limit Information.



3.0 Premium

Adds to or replaces features offered on 3.0

Mechanical/Performance

- ✓ 3.0L twin-scroll single-turbo DOHC 24-valve inline 6-cylinder engine
- ✓ 382 hp;¹ 368 lb.-ft. of torque
- ✓ Top racetrack speed: 155 mph² (electronically controlled)
- ✓ Active exhaust
- ✓ Active rear sport differential
- ✓ Launch Control¹⁸
- ✓ 8-speed AT with paddle shifters
- ✓ Available 6-speed intelligent Manual Transmission (iMT)
- ✓ High-performance Michelin® Pilot® Super Sport tires¹⁹ (summer tires) (F: 255/35 ZR19; R: 275/35 ZR19)

Exterior Features

- ✓ 6-lens auto-leveling LED headlights (three low-beam; three high-beam)
- ✓ Built-in rear spoiler
- ✓ Matte-black auto-folding, heated outside mirrors with memory function
- ✓ 19-in. frozen gunmetal gray forged-aluminum wheels

Interior Features

- ✓ Smart Key System with Smart Entry and Start
- ✓ 14-way heated power-adjustable sport seats with driver's-seat memory, including 4-way lumbar and 2-way bolster adjustment
- ✓ Sport pedals
- ✓ Full-color Head-Up Display (HUD)
- ✓ Carbon-fiber interior trim
- ✓ Leather-wrapped 3-spoke steering wheel

Audio Multimedia

- ✓ 12-speaker JBL^{®26} HiFi Surround Sound system (500W)
- ✓ 8.8-in. touchscreen with navigation,²⁸ AM/FM, Digital Audio, SiriusXM^{®21} 3-month trial, wireless Apple CarPlay^{®6} compatibility, voice recognition³⁴ and USB²²/Bluetooth^{®23} wireless connectivity
- ✓ Supra Connect²⁹ 4-year trial featuring Automatic Emergency Calling,³² Roadside Assistance,³⁰ Remote-Control Lock/Ventilation, Real-Time Traffic Information, Map Updates³³ and Toyota Supra Online (services available online; app available on iOS⁸ and Android^{™35}). 4G network dependent.
- ✓ Qi-compatible wireless smartphone charging³⁶ tray with light indicator

Safety Features

- ✓ Electric Parking Brake (EPB)²⁴
- ✓ Pre-Collision System¹⁰ and Pedestrian Detection¹¹
- ✓ Lane Departure Warning with Steering Assist (LDW w/SA)¹²
- ✓ Automatic High Beams (AHB)¹³
- ✓ Rearview camera²⁵ with parking aid lines

Package

- ✓ Driver Assist Package:
Included: (Automatic) Full-Speed Dynamic Radar Cruise Control (DRCC),²⁷ Blind Spot Monitor (BSM)¹⁶ with Rear Cross-Traffic Alert (RCTA),¹⁷ parking sensors¹⁵ with emergency braking function. Supra Connect²⁹ 4-year trial includes Remote Services,³⁰ Remote Maintenance,³¹ Automatic Emergency Calling,³² Real-Time Traffic Information, Concierge,³² Stolen Vehicle Recovery,²⁹ Map Updates³³ 4G network dependent.

GR SUPRA COLORS, TRIMS & WHEELS




Nocturnal



Renaissance Red 2.0



Stratosphere³⁷



Absolute Zero

Black Alcantara^{®20} trim/
leather trim



Black leather trim



Hazelnut-colored leather trim



19-in. frozen gunmetal gray
forged-aluminum wheels

*Not all colors and trims available on all model grades. See dealer for details. See numbered footnotes in Disclosures section.

GR SUPRA ACCESSORIES

Add a personal touch to your GR Supra with Genuine Toyota Accessories.

For a complete list of accessories in your area, see your Toyota dealer for details.



Carbon-fiber mirror caps



Alloy wheel locks



Emergency assistance kit



Paint protection film³⁸



Carpet cargo mat



Cargo tote



First aid kit

WARRANTIES

Every Toyota Car, Truck and SUV is built to exceptional standards. And that's not idle boasting. We back it up with these Limited Warranty Coverages:

Basic: 36 months/36,000 miles (all components other than normal wear and maintenance items).

Powertrain: 60 months/60,000 miles (engine, transmission/transaxle, drive system, seatbelts and airbags).

Rust-Through: 60 months/unlimited miles (corrosion perforation of sheet metal).

Emissions: Coverages vary under Federal and California regulations. Refer to applicable *Warranty and Maintenance Guide* for details.

Accessories: For Genuine Toyota Accessories purchased at the time of the new vehicle purchase, the Toyota Accessory Warranty coverage is in effect for 36 months/36,000 miles from the vehicle's in-service date, which is the same coverage as the Toyota New Vehicle Limited Warranty.

For Genuine Toyota Accessories purchased after the new vehicle purchase the coverage is 12 months, regardless of mileage, from the date the accessory was installed on the vehicle, or the remainder of any applicable new vehicle warranty, whichever provides greater coverage.

You may be eligible for transportation assistance if it's necessary that your vehicle be kept overnight for repairs covered under warranty. Please see your authorized Toyota dealership for further details.

For complete details about Toyota's warranties, please visit www.toyota.com, refer to the applicable *Warranty and Maintenance Guide* or see your Toyota dealer.

GR SUPRA FEATURES³⁹

S = Standard O = Optional P = Available as part of a package

Exterior

	3.0	3.0 Premium
19-in. frozen gunmetal gray forged-aluminum wheels	S	S
High-performance Michelin® Pilot® Super Sport tires ¹⁹ (summer tires) (F: 255/35ZR19; R: 275/35ZR19)	S	S
LED front turn signal indicators and Daytime Running Lights (DRL)	S	S
6-lens auto-leveling LED headlights (three low-beam; three high-beam)	S	S
LED taillights and rear combination lights	S	S
LED backup light	S	S
Matte-black auto-folding, heated outside mirrors with memory	S	S
Auto-tilting passenger-side outside mirror (when in reverse)	S	S
Auto-dimming driver's-side outside mirror	S	S
Built-in rear spoiler	S	S
Aerodynamic underbody panel	S	S
Dual rear exhaust outlets with brushed stainless steel exhaust tips	S	S

Interior

8.8-in. full-digital TFT LCD gauge cluster including tachometer, speedometer and MID	S	S
14-way power-adjustable sport seats with driver's-seat memory, including 4-way lumbar and 2-way bolster adjustment	S	S
Alcantara®-trimmed ²⁰ /leather-trimmed sport seats	S	
Leather-trimmed sport seats		S
Large knee-support cushions	S	S
Carbon-fiber interior trim	S	S
Standard pedals	S	
Sport pedals		S
Leather-wrapped 3-spoke steering wheel with paddle shifters	S	S
Leather-wrapped 3-spoke steering wheel	O	O

Comfort/Convenience

Smart Key System remote keyless entry system with Push Button Start	S	S
Dual zone automatic climate control	S	S
Auto-dimming rearview mirror with garage door opener	S	S
Full-color Head-Up Display (HUD)		S
Heated seats		S
Automatic rain-sensing windshield wipers	S	S
Manual tilt/telescopic steering column	S	S
Lined, locking glove box	S	S
Storage net for small items (passenger side)	S	S
Charging socket (DC12V) ⁴⁰ and USB port ²² (1.5A)	S	
Charging socket (DC12V) ⁴⁰ and USB port ²² (2.1A)		S
Luggage compartment (10.2 cu. ft.) ⁴¹ with bag hooks	S	S
Cruise control	S	S
Full-Speed Dynamic Radar Cruise Control ²⁷ (Automatic Transmission only)	P	P
Alarm and engine immobilizer ⁴²	S	S
Hill Start Assist Control (HAC) ⁴³	S	S

GR SUPRA FEATURES³⁹

S = Standard O = Optional P = Available as part of a package

Audio Multimedia

	3.0	3.0 Premium
10-speaker HiFi sound system (205W)	S	
12-speaker JBL ^{®26} HiFi Surround Sound system (500W)	P	S
8.8-in. display screen with Supra Command featuring AM/FM, Digital Audio, SiriusXM ^{®21} 3-month trial and USB ²² /Bluetooth ^{®23} wireless connectivity	S	
8.8-in. touchscreen with Supra Command featuring touchpad control with navigation, ²⁸ AM/FM, Digital Audio, SiriusXM ^{®21} 3-month trial, wireless Apple CarPlay ^{®6} compatibility, voice recognition ³⁴ and USB ²² /Bluetooth ^{®23} wireless connectivity	P	S
Toyota Supra Connect ²⁹ (4-year trial included), featuring Automatic Emergency Calling, ³² Roadside Assistance, ³⁰ Remote-Control Lock/Ventilation, Real-Time Traffic Information, Map Updates ³³ and Toyota Supra Online (services available online; app available on iOS ⁵ and Android ^{™35}). 4G network dependent.	P	S
Qi-compatible wireless charging ³⁶ tray with light indicator	S	S

Safety

Directional parking lights	S	S
3-point seatbelts for both seating positions	S	S
Driver and front passenger Advanced Airbag System: ⁴⁴ front, side, curtain and knee airbags	S	S
Electric Parking Brake (EPB) ²⁴	S	S
Pre-Collision System ¹⁰ with Pedestrian Detection ¹¹ (PCS w/PD)	S	S
Lane Departure Warning with Steering Assist (LDW w/SA) ¹²	S	S
Automatic High Beams (AHB) ¹³	S	S
Rearview camera ²⁵ with parking aid lines	S	S
Vehicle Stability Control (VSC) ⁴⁵	S	S
Traction Control (TRAC)	S	S
Anti-lock Brake System (ABS)	S	S
Brake Assist (BA)	S	S
Child restraint system on passenger side	S	S
Tire Pressure Monitor System (TPMS) ⁴⁶	S	S

GR SUPRA SPECIFICATIONS

S = Standard O = Optional

Mechanical/Performance

3.0

3.0 Premium

LAYOUT AND CHASSIS

Front-engine, Rear-Wheel Drive (RWD)	S	S
Double-joint-type MacPherson strut front suspension	S	S
Multi-link independent rear suspension	S	S
Chassis braces in engine bay	S	S

ENGINE

3.0L twin-scroll single-turbo DOHC 24-valve inline 6-cylinder	S	S
0-60 mph (seconds) ² (Automatic Transmission only)	3.9	3.9
Max output (hp/rpm) ¹	382/5800-6500	382/5800-6500
Max torque (lb.-ft./rpm)	368/1800-5000	368/1800-5000
Top racetrack speed (electronically controlled) ²	155 mph	155 mph

ENGINE SPECIFICATIONS

Bore x stroke, mm.	82.0 x 94.6	82.0 x 94.6
Compression ratio	10.2:1	10.2:1
Displacement	2998	2998
Fuel system	Direct injection	Direct injection
Recommended fuel type	Premium ⁵²	Premium ⁵²
Engine oil capacity	6.5 liters	6.5 liters

DRIVETRAIN

8-speed AT with paddle shifters and Manual Mode	S	S
6-speed intelligent Manual Transmission (iMT)	O	O
Launch Control ¹⁸	S	S
Active rear sport differential	S	S
Active exhaust	S	S
Automatic engine start/stop	S	S

DRIVETRAIN SPECIFICATIONS

Type — 8-Speed AT/MT		
1st gear	5.250/4.11	5.250/4.11
2nd gear	3.360/2.315	3.36 /2.315
3rd gear	2.172/1.542	2.172/1.542
4th gear	1.720/1.179	1.720/1.179
5th gear	1.316/1	1.316/1
6th gear	1.000/0.846	1.000/0.846
7th gear	0.822/-	0.822/-
8th gear	0.640/-	0.640/-
Reverse	3.712/3.727	3.712/3.727
Rear axle ratio	3.154	3.154

SUSPENSION, STEERING AND BRAKES

Sport-calibrated Electric Power Steering (EPS); power-assisted rack-and-pinion	S	S
Steering wheel turns (lock-to-lock)	2.1	2.1
Active Cornering Assist (ACA)	S	S
Turning diameter (ft.) — curb-to-curb	34.1	34.1
Adaptive Variable Sport (AVS) suspension	S	S
Hollow front and rear stabilizer bars	S	S
Stabilizer bar diameter, front/rear (mm.)	23.5/18.0	23.5/18.0

BRAKES (FRONT)

Rotor type	Ventilated	Ventilated
Brembo ^{®3} 4-piston fixed-caliper disc brakes (front)	S	
Brembo ^{®3} 4-piston fixed-caliper disc brakes with red-painted calipers and silver Toyota Supra logo (front)		S
Rotor size, diameter x thickness, mm. (in.)	348 mm. x 36 mm. (13.7 in. x 1.4 in.)	348 mm. x 36 mm. (13.7 in. x 1.4 in.)

BRAKES (REAR)

Rotor type	Ventilated	Ventilated
1-piston aluminum floating-caliper disc brakes	S	
1-piston cast-iron disc brakes with red floating calipers		S
Rotor size, diameter x thickness, mm. (in.)	330 mm. x 20 mm. (13.0 in. x 0.79 in.)	345 mm. x 24 mm. (13.6 in. x 0.94 in.)

GR SUPRA SPECIFICATIONS

S = Standard O = Optional

Dimensions

	3.0	3.0 Premium
EXTERIOR		
Length (in.)	172.5	172.5
Width (in.)	73.0	73.0
Height (in.)	50.9	50.9
Ground clearance (in.)	4.5	4.5
Wheelbase (in.)	97.2	97.2
Track width (front/rear) (in.)	62.8/62.6	62.8/62.6
INTERIOR		
Head room (in.)	38.3	38.3
Shoulder room (in.)	54.4	54.4
Leg room (in.)	42.2	42.2
Hip room (in.)	54.2	54.2

Tires

Michelin® Pilot® Super Sport tires: ¹⁹	F: 255/35 ZR19 R: 275/35 ZR19	F: 255/35 ZR19 R: 275/35 ZR19
Wheel diameter x width (in.)	F: 19 x 9; R: 19 x 10	F: 19 x 9; R: 19 x 10
Spare tire — repair kit included	S	S

Weights and Capacities

Power-to-weight ratio (curb weight, lbs./hp)	8.90	8.90
Curb weight (lbs.)	3400	3400
Gross Vehicle Weight Rating (GVWR) (lbs.)	4001	4001
Seating capacity	2	2
Passenger volume (cu. ft.)	50.9	50.9
Cargo volume (trunk) (cu. ft.) ⁴¹	10.2	10.2
Fuel capacity (gal.)	13.7	13.7

Mileage Estimates (mpg city/highway/combined)⁴⁷

Automatic Transmission	23/31/26	23/31/26
Manual Transmission	19/27/21	19/27/21

DISCLOSURES

1. Ratings achieved using required premium unleaded gasoline w/ an octane rating of 91 or higher. If premium fuel is not used, performance will decrease. Horsepower may vary depending on accessories added to the vehicle. 2. Performance figures are for comparison only and were obtained with prototype vehicles by professional drivers. 3. High-friction brakes may require more maintenance, be louder and have a shorter life than conventional brakes, depending on driving conditions. See the Warranty and Services Guide for more information. Brembo® is a registered trademark of Freni Brembo SpA. 4. ©2024 Toyota Motor Sales, U.S.A., Inc. NASA membership is a non-transferable, original owner benefit, and expires 1 year after purchase of your new Toyota GR sports car. The 1-day High Performance Driving Event (HPDE) is included as a membership benefit and must be redeemed within 1 year from the time of purchase of your new vehicle. NASA membership and complimentary HPDE are not redeemable for cash or any other offer. See <https://gr.drivenasa.com/> for details. 5. Valid in U.S. only. For qualified drivers over 18 years of age, with a valid driver's license. Participation in high-performance driving creates a risk of personal injury or death and may cause damage to your vehicle that is not covered by your insurance or warranty. Please refer to your insurance policy and your vehicle's Warranty and Maintenance Guide that describes the terms and conditions of Toyota's New Vehicle Limited Warranty coverage as well as general owner responsibilities. 6. Available on select GR Supra models. Requires compatible iPhone® and active data plan. Operability depends on network availability, a cellular connection and GPS signal. Services vary by vehicle and are subject to change at any time without notice. Data charges may apply. See *Owner's Manual* or supraconnect.com for service details and limitations. For Supra Connect data collection, use, sharing and retention practices, please visit *Toyota Supra Connect Terms & Conditions*. Apple CarPlay® is a registered trademark of Apple Inc. 7. iPhone® is a registered trademark of Apple Inc. All rights reserved. 8. Available on select GR Supra models. Apps available only on iOS devices, vary by phone carrier, and are subject to change at any time without notice. Data charges may apply. See supraconnect.com for details. 9. Dynamic Radar Cruise Control is not a substitute for safe and attentive driving. See *Owner's Manual* for limitations. 10. The Pre-Collision System is designed to help reduce the crash speed and damage in certain frontal collisions only. It is not a collision-avoidance system and is not a substitute for safe and attentive driving. System effectiveness depends on many factors including road, weather and vehicle conditions. See *Owner's Manual* for limitations. 11. The Pedestrian Detection system is designed to detect a pedestrian or bicyclist ahead of the vehicle, determine if impact is imminent and help reduce impact speed. It is not a substitute for safe and attentive driving. System effectiveness depends on many factors, such as speed, size and position of pedestrian or bicyclist, and weather, light and road conditions. See *Owner's Manual* for additional limitations and details. 12. Lane Departure Warning with Steering Assist is designed to read visible lane markers under certain conditions. It provides a visual and audible alert, and slight steering force when lane departure is detected. It is not a collision-avoidance system or a substitute for safe and attentive driving. Effectiveness is dependent on many factors including road, weather and vehicle conditions. See *Owner's Manual* for limitations. 13. Automatic High Beams operate at speeds above 21 mph. See *Owner's Manual* for instructions and limitations. 14. ToyotaCare covers normal factory scheduled maintenance for 2 years or 25,000 miles, whichever comes first, and 24/7 Roadside Assistance is for 2 years/unlimited mileage (note: ToyotaCare for Mirai is 3 years/35,000 miles and Roadside Assistance for Mirai, bZ4X, Prius, and Prius Prime is 3 years/unlimited mileage). Roadside Assistance does not include parts and fluids, except limited emergency gas delivery. Towing distance up to 25 miles. Restrictions apply. Available in the continental U.S. and Canada. See Toyota dealer for details and exclusions. 15. The Parking Sensors system is designed to assist drivers in avoiding potential collisions at very slow speeds. Certain vehicle and environmental factors, including an object's shape and composition, may affect the ability of the system to detect it. Always look around outside the vehicle and use mirrors to confirm clearance. See *Owner's Manual* for limitations. 16. Do not rely exclusively on Blind Spot Monitor. Look over shoulder and use turn signal. See *Owner's Manual* for limitations. 17. Do not rely exclusively on the Rear Cross-Traffic Alert. Visually confirm clearance during use. See *Owner's Manual* for limitations. 18. Launch Control is not intended for use on public roads or for repeated short-interval use. See *Owner's Manual* for limitations. 19. 19-in. performance tires are expected to experience greater tire wear than conventional tires. Tire life may be substantially less than mileage expectancy of 20,000 miles, depending on driving conditions. 20. Alcantara® is a registered trademark of Alcantara S.p.A. 21. Service will automatically stop at the end of your trial subscription period unless you decide to continue service. Trial is non-transferable. If you do not wish to enjoy your trial, you can cancel by calling the number below. All SiriusXM services require a subscription, each sold separately by SiriusXM after the trial period. Service subject to the SiriusXM Customer Agreement and Privacy Policy, visit siriusxm.com for complete terms and how to cancel which includes online methods or calling 1-866-635-2349. Some services and features are subject to device capabilities and location availability. Satellite service not available in AK & HI. Content varies by SiriusXM subscription plan. All fees, content and features are subject to change. SiriusXM and related logos are trademarks of Sirius XM Radio Inc. and its respective subsidiaries. 22. May not be compatible with all mobile phones, smart devices, tablets, e-readers, MP3/WMA players and like models. 23. A compatible Bluetooth®-enabled phone must first be paired. Phone performance depends on software, coverage and carrier. The Bluetooth® word mark and logos are registered trademarks of Bluetooth SIG, Inc. Use of such marks by Toyota is under license. 24. When the system is on, Electric Parking Brake is designed to engage the Parking Brake under limited conditions. It may not hold the vehicle under all conditions. See *Owner's Manual* for additional limitations and details. 25. The backup camera does not provide a comprehensive view. Always look over shoulder and use outside mirrors. See *Owner's Manual* for limitations. 26. JBL® is a registered trademark of Harman International Industries, Inc. 27. Full-Speed Range Dynamic Radar Cruise Control is not a substitute for safe and attentive driving. See *Owner's Manual* for instructions and limitations. 28. Available on select GR Supra models. Includes a 4-year trial period. Paid subscription required after trial. Services require 4G cellular network availability, a cellular connection and GPS signal. Without any one or more of these things, operability and availability may be limited or precluded. Service not available in every city or roadway. Use common sense when relying on information provided. Service is subject to change at any time without notice. Data charges may apply. For service details and limitations, see your Navigation System *Owner's Manual* and www.supraconnect.com. For Supra Connect data collection, use, sharing and retention practices, please visit *Toyota Supra Connect Terms & Conditions*. 29. Available on select GR Supra models. Services require 4G cellular network availability, a cellular connection and GPS signal. Without any one or more of these things, operability and availability may be limited or precluded, including access to response center and emergency support. Stolen vehicle police report required for use of Stolen Vehicle Recovery. Services may vary and are subject to change without notice. Terms of Use apply. Data charges may apply. See *Owner's Manual* or www.supraconnect.com for service details and limitations. For Supra Connect data collection, use, sharing and retention practices, please visit *Toyota Supra Connect Terms & Conditions*. 30. Available on select GR Supra models. Services require 4G network availability, a cellular connection and GPS signal. Without any one or more of these things, operability and availability may be limited or precluded, including access to response center and emergency support. Services may vary and are subject to change without notice. Requires app download/registration, acceptance of Terms of Use and subscription after trial (if applicable). Data charges may apply. See *Owner's Manual* or www.supraconnect.com for service details and limitations. For Supra Connect data collection, use, sharing and retention practices, please visit *Toyota Supra Connect Terms & Conditions*. 31. Available on select GR Supra models. Services require 4G cellular network availability, a cellular connection and GPS signal. Without any one or more of these things, operability and availability may be limited or precluded. Services may vary and are subject to change without notice. Terms of Use apply. Data charges may apply. See *Owner's Manual* or www.supraconnect.com for service details and limitations. For Supra Connect data collection, use, sharing and retention practices, please visit *Toyota Supra Connect Terms & Conditions*. 32. Available on select GR Supra models. Services require 4G network availability, a cellular connection, and GPS signal. Without any one or more of these things, operability and availability may be limited or precluded, including access to the response center and emergency support. Services vary by vehicle and are subject to change at any time without notice. Terms of Use apply. Data charges may apply. See *Owner's Manual* or www.supraconnect.com for service details and limitations. For Supra Connect data collection, use, sharing, and retention practices, please visit *Toyota Supra Connect Terms & Conditions*. 33. Available on select GR Supra models. Includes up to 4 updates/year. Map updates based on your current North American region. If you relocate to a new region, the user region will be updated automatically after 45 days in that region. You can also visit your Supra dealer to have your map data manually updated, which may be at an additional cost to you. Services require 4G network availability, a cellular connection and GPS signal. Without any one or more of these things, operability and availability may be limited or precluded. Services may vary and are subject to change without notice. Terms of Use apply. Data charges may apply. See *Owner's Manual* or www.supraconnect.com for service details and limitations. For Supra Connect data collection, use, sharing and retention practices, please visit *Toyota Supra Connect Terms & Conditions*. 34. Voice recognition capabilities vary by head unit. 35. Google, Android, Android Auto, YouTube Music and other marks are trademarks of Google LLC. 36. Wireless charging may not be compatible with all mobile phones, smart devices, tablets, e-readers, MP3/WMA players and like products. 37. Extra-cost color. 38. Genuine Toyota Paint Protection Film by 3M™ is designed for specific sections of the vehicle most prone to chipping and may vary depending on vehicle model. Select applications may require an additional charge. Toyota Genuine Accessory Warranty only applies when installation is performed by a trained Toyota-approved installer. See Toyota dealer for details. 39. Toyota strives to build vehicles to match customer interest and thus they typically are built with popular options and option packages. Not all options/packages are available separately and some may not be available in all regions of the country. See toyota.com for information about options/packages commonly available in your area. If you would prefer a vehicle without any or with different options, contact your dealer to check for current availability or the possibility of placing a special order. Color(s) depicted may vary based on multiple factors, including ambient lighting and the format in which it is being viewed (e.g., computer, mobile device or print). 40. Rated for 12 volts/10 amps. See *Owner's Manual* for additional limitations and details. 41. Cargo and load capacity limited by weight and distribution. Always properly secure cargo and cargo area. 42. The engine immobilizer is a state-of-the-art anti-theft system initiated when the key is inserted into ignition switch or a Smart Key fob is in/near the vehicle. Engine will only start if the code in the transponder chip inside the key/fob matches the code in vehicle's immobilizer. The transponder chip is embedded in the key/fob and can be costly to replace. For lost key or fob, see a Toyota dealer or go to www.aloa.org to find a qualified locksmith for high-security key service. 43. Hill Start Assist Control is designed to minimize backward rolling on steep ascents. Not a substitute for safe driving judgment and practices. Speed, grade, surface conditions, driver input, etc., can all affect HAC function. See *Owner's Manual*. 44. Airbag systems supplement the seatbelts and are designed to inflate only under certain conditions and in certain types of severe collisions. Always wear seatbelt, sit upright in middle and as far back in seat as possible to help decrease risk of injury. Do not put objects in front of an airbag. See *Owner's Manual* for limitations. 45. Vehicle Stability Control is not a substitute for safe and attentive driving practices. Factors including speed, road conditions, weather and steering input can affect whether VSC will be effective. See *Owner's Manual* for limitations. 46. The Tire Pressure Monitor System alerts the driver when tire pressure is critically low. For optimal tire wear and performance, tire pressure should be checked regularly with a gauge; do not rely solely on the monitor system. See *Owner's Manual* for limitations and details. 47. EPA-estimated 23 city/31 hwy/26 combined mpg rating for 2025 GR Supra 3.0 AT and 3.0 Premium AT; EPA-estimated 19 city/27 hwy/21 combined mpg rating for 2025 GR Supra 3.0 MT and 3.0 Premium MT. Use for comparison purposes only. Your mileage will vary for many reasons, including your vehicle's condition and how/where you drive. See www.fueleconomy.gov.

DISCLOSURES

Toyota strives to build vehicles to match customer interest and thus they typically are built with popular options and option packages. Not all options/packages are available separately and some may not be available in all regions of the country. See toyota.com for information about options/packages commonly available in your area. If you would prefer a vehicle without any or with different options, contact your dealer to check for current availability or the possibility of placing a special order.

Color(s) depicted may vary based on multiple factors, including ambient lighting and the format in which it is being viewed (e.g., computer, mobile device or print).

Some vehicles are shown with available equipment. Seatbelts should be worn at all times. For details on vehicle specifications, standard features and available equipment in your area, contact your Toyota dealer. A vehicle with particular equipment may not be available at the dealership. Ask your Toyota dealer to help locate a specifically equipped vehicle.

All information presented herein is based on data available at the time of posting, is subject to change without notice and pertains specifically to mainland U.S.A. vehicles only. Vehicles shown may be prototypes, shown using visual effects and/or shown with options. Actual models may vary.



For Toyota Mobility program details, go to www.toyota.com/mobility or call the Toyota Brand Engagement Center at 1-800-331-4331