



OH
WHAT
A
FEELING
TOYOTA

1982 CRESSIDA
BY TOYOTA



*Cressida represents Toyota
in its most luxurious form*

1982 CRESSIDA REFINED TO AN UNSURPASSED LEVEL OF LUXURY

The 1982 Cressida 4-Door Luxury Sedan's sophistication and elegance place it in a class with a mere handful of finely crafted automobiles.

Cressida brings to its proud owners refinements and amenities which make it a superb automotive value.

Its uncluttered lines make a statement that is both brisk and stately. Beneath the sculptured lines and lustrous colors, a 2.8 liter SOHC 6-cylinder engine with Electronic Fuel Injection makes Cressida a responsive, powerful, mannerly machine. Cressida features Toyota's innovative 4-speed automatic overdrive transmission for improved mileage* and decreased

engine wear. On the highway or the byway, Cressida takes the twists and turns with perfect equanimity, thanks to its finely tuned and balanced suspension system.

Inside Cressida, driver and passenger comforts and conveniences abound. Seating is unsurpassed for comfort and luxury. Automatic temperature control air conditioning, Cruise Control, electronic AM/FM/MPX stereo receiver with four speakers, power windows and door locks, and a tilt steering wheel are standard. A very special feature is the automatic shoulder belt system for front seat occupants.

One outstanding option is a remarkable new electronic Trip Computer to supply the driver with estimated miles of travel left on remaining fuel, estimated arrival time at destination, distance to destination and average miles per gallon—all at the touch of a button.

Cressida is a very special automobile, fully equipped and tastefully appointed for those who want luxury motoring at its best.



*See EPA mileage statement on specifications page.
Shown with optional equipment. See Features chart for details.



*The executive wagon
Luxury with 5-door convenience*

CRESSIDA LUXURY WAGON

The 1982 Cressida Luxury Wagon combines contemporary luxury car design with the convenience of traditional 5-door configuration. The result is an eminently practical vehicle that doesn't force its owner to make a comfort vs. carrying space choice. And isn't that logical? After all, when the need for luggage space is greatest, on trips and vacations, so is the need for comfort.

Cressida's 2.8 liter SOHC 6-cylinder engine with Electronic Fuel Injection provides quiet and spirited performance even with a full complement of passengers and cargo.

For the driver, the combination of Cruise Control, power steering and the smooth-shifting 4-speed automatic overdrive transmission makes long-distance travel in Cressida a near effortless experience.

For your convenience and security on the road, the Cressida Luxury Wagon has power windows and door locks, an electric rear window defogger and a rear window wiper/washer ensure rear visibility in all weather conditions. There is glare-reducing tinted glass, and dual sail-mounted outside mirrors

with conveniently located remote control adjusters.

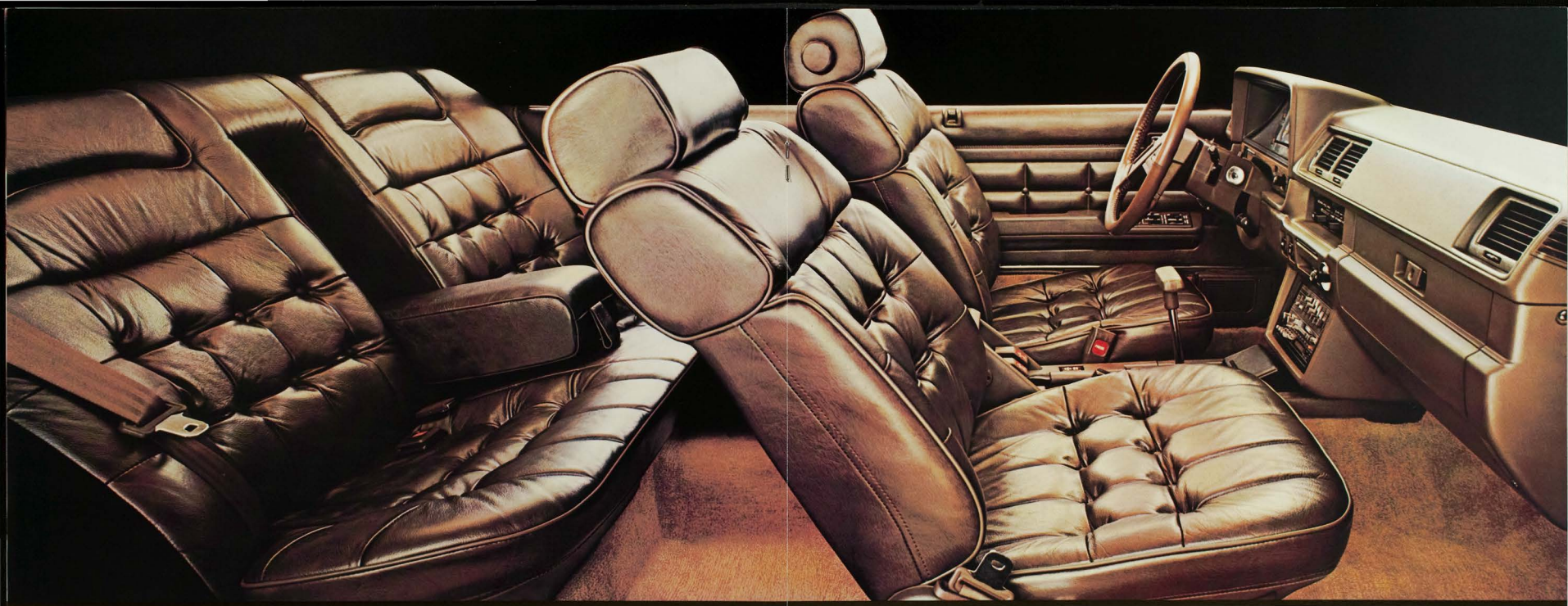
For all its niceties, the Cressida Luxury Wagon is also a rational choice for everyday transportation.

Five adults plus a generous amount of baggage can travel in an executive suite environment. When the need for additional carrying space arises, folding down the rear seat provides a level, carpeted 67.3 cubic foot cargo compartment.

Wherever a luxury 5-door wagon looks its best—in the playgrounds of the marina and country club, the no-nonsense environment of a ranch, or a fashion-

able shopping center—a Cressida 5-Door Luxury Wagon stands out as the one choice which compromises neither style nor luxury for utility.





The Cressida luxury interior

Cressida is the complete luxury car. The interior is replete with exceptional features, from Cruise Control to power door locks, all standard. Velour upholstery (or the Sedan's optional leather seat trim, shown here) with cut pile wall-to-wall carpeting sets the tone for the sumptuous environment. Both

front seats are fully reclinable with 4-way adjustable headrests. The driver's seat adjusts six ways with an additional lower back support.

Located within the handsome instrument panel is a full complement of instruments, including electric tachometer. Options for Cressida's interior

include an electronic AM/FM/MPX stereo tuner with graphic equalizer, amplifier, cassette player, and a digital readout Trip Computer.



THE ANATOMY OF LUXURY

Because Cressida sets high standards, an exceptional number of features that are optional on most cars are standard on Cressida.

Its politely powerful 6-cylinder overhead cam engine with Electronic Fuel Injection furnishes more than enough horsepower to move Cressida briskly along. The precise fuel metering of the Electronic Fuel Injection system coupled with the efficiency of fully transistorized electronic ignition helps the 2.8 liter powerplant achieve surprising fuel economy* for an automobile with Cressida's spirited performance.

The 4-speed automatic overdrive transmission likewise contributes to economy by allowing Cressida to cruise the highway at lower engine speeds. Cruise Control allows the driver to automatically maintain a steady pre-set speed for economical, relaxed motoring.

Power windows and power door locks are driver-controlled for convenience and security. Automatic temperature control air conditioning keeps the interior at a pre-set temperature in any weather, hot or cold. Remote controls open the fuel door, hood, and trunk. The driver's seat adjusts for cushion height, leg length, back recline, and lumbar support.

Both front seats have four-way adjustable headrests and Toyota's innovative shoulder belt system that automatically positions the front

shoulder belts when you close the door.

A tilt steering wheel completes the total adjustability of the driving position for relaxed, comfortable motoring. The list goes on. But the single most important feature of all is this:

Wherever you look, inside, outside or under the hood, you'll see that Cressida is well-built and well-equipped.

Options available for the Cressida include a remarkable new solid state digital readout Trip Computer that lets the driver continuously monitor the estimated miles of travel left on remaining fuel, distance to destination, arrival time, and mpg; an ultra-sophisticated sound system including an electronic AM/FM/MPX stereo tuner with graphic equalizer, amplifier, cassette tape deck, and four advanced fidelity speakers; and aluminum alloy wheels.

Options exclusive to the Cressida 4-Door Luxury Sedan are an electric sunroof to bring the light and fresh air of a beautiful day into the interior; a classic two-tone paint package; and, for the luxurious look and feel of real leather, a special leather seat trim package.

The Cressida 4-Door Luxury Sedan and Cressida Luxury Wagon are truly Toyota's most sumptuous vehicles.

Cressida's remarkable optional Trip Computer can display distance to destination or miles you can drive on remaining fuel.

At the touch of a button, Trip Computer can calculate and display miles-per-gallon at any speed and estimated time of arrival (ETA).

Pushbutton panel on console is used to program Trip Computer and to access travel information; unit also has digital clock with alarm.




ELECTRONIC AM-FM-MPX RECEIVER WITH 4-SPEAKERS



TILT STEERING WHEEL



FOLD-OUT REAR SEAT HEADRESTS



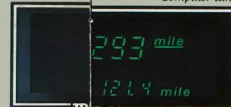
RECLINING FRONT BUCKET SEATS



POWER WINDOWS AND DOOR LOCKS



AUTOMATIC TEMPERATURE CONTROL AIR CONDITIONING



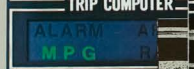
TRIP COMPUTER




TRIP COMPUTER



TRIP COMPUTER



TRIP COMPUTER



TRIP COMPUTER



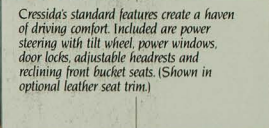
TRIP COMPUTER



POWER STEERING



4-WAY ADJUSTABLE FRONT HEADRESTS



Cressida's standard features create a haven of driving comfort. Included are power steering with tilt wheel, power windows, door locks, adjustable headrests and reclining front bucket seats. (Shown in optional leather seat trim.)



AUTOMATIC POWER ANTENNA




AUTOMATIC SHOULDER BELTS



LIGHTED PASSENGER VANITY MIRROR



ELECTRONIC FUEL INJECTION



VENTILATED FRONT DISC BRAKES



TUNGSTEN HALOGEN HEADLIGHTS


So complete is the Cressida, that there are but a few options. Among them, an electric sunroof and leather seat trim package. Aluminum alloy wheels have JWL quality mark to show wheels have passed stringent testing to meet exacting standards.




ELECTRONIC AM-FM-MPX STEREO TUNER WITH GRAPHIC EQUALIZER AND AMPLIFIER



ELECTRIC SUNROOF DUAL MAP LIGHTS



ALLOY WHEEL WITH JWL QUALITY MARK



ALUMINUM ALLOY WHEELS

*See EPA mileage statement on specifications page. Shown with optional equipment. See Features chart for details.

CRESSIDA FEATURES

	4-Door Sedan	4-Door Wagon	5-Door Wagon
S—Standard O—Optional —Not Available			
MECHANICAL			
2.8 liter 6-cylinder SOHC engine	S	S	S
Electronic Fuel Injection	S	S	S
Fully transistorized ignition	S	S	S
4-speed automatic overdrive transmission	S	S	S
MacPherson strut front suspension	S	S	S
Power-assisted brakes (ventilated front disc, rear drum)	S	S	S
Steel-belted radial white sidewall tires	S	S	S
EXTERIOR			
Luxury wheel covers	S	S	S
Aluminum alloy wheels	O ¹	O ¹	O ¹
Tungsten halogen headlights	S	S	S
Wide protective side moldings	S	S	S
Dual sail-mounted outside mirrors with remote control	S	S	S
Electric sunroof	O	—	—
Rear window wiper/washer	—	S	—
Two-Tone Paint Package	O	—	—
INTERIOR			
Tachometer oil pressure gauge/voltmeter	S	S	S
Resettable tripmeter	S	S	S
Trip Computer	O	O	O
Cruise Control	S	S	S
Power steering/tilt steering wheel	S	S	S
Automatic temperature control air conditioning	S	S	S
Column-mounted controls for headlights, headlight flasher intermittent windshield wipers with washer-linked wiping cycles	S	S	S
Electric rear window defogger	S	S	S
Remote control trunk release	S	—	—
Locking fuel filler door w/inside remote control release	S	S	S
Passenger visor vanity mirror with light	S	S	S
Digital quartz clock w/date	S	S	S
Power door locks	S	S ¹	S ¹
Illuminated entry system	S	S	S
Power windows	S	S	S
Tinted glass with shaded windshield band	S	S	S
Reclining front bucket seats with headrests	S ¹	S ¹	S ¹
Driver's seat adjustable height and lumbar support	S	S	S
Velour cloth upholstery	S	S	S
Leather seat trim package	O ¹	—	—
Automatic shoulder belt system	S	S	S
Full console with storage area and armrest	S	S	S
Cut pile wall-to-wall carpeting	S	S	S
Carpeted trunk/cargo area	S	S	S
Electronic AM/FM/MPX 4-speaker receiver w/power antenna	S	S	S
Electronic AM/FM/MPX 4-speaker stereo tuner with cassette, graphic equalizer/amplifier w/power antenna	O	O	O

¹With steel-belted radial black sidewall tires. ²Rear door lock included. ³4-way adjustable headrests. ⁴Including steering wheel.

SPECIFICATIONS

ENGINE TYPE	6-cylinder in-line SOHC EFI		
DISPLACEMENT	2.8 liters (2759 cc)		
HORSEPOWER (SAE NET)	117 hp @ 4800 rpm		
TORQUE (SAE NET)	145 ft-lbs @ 3600 rpm		
BODY/FRAME CONSTRUCTION	Unitized body		
SUSPENSION FRONT	MacPherson strut, coil springs and stabilizer		
SUSPENSION REAR	4-link with coil springs, double-acting shock absorbers and lateral track bar		
STEERING TYPE	Power-assisted recirculating ball, collapsible shaft		
BRAKES	Power-assisted (ventilated front disc, rear drum)		
	4-Door Luxury Sedan	5-Door Luxury Wagon	
EXTERIOR DIMENSIONS (inches)			
Wheelbase	104.1	104.1	
Overall length	184.8	185.2	
Overall width	66.5	66.5	
Overall height	54.3	55.5	
INTERIOR DIMENSIONS (inches)			
(Without sunroof)			
Head room (front)	38.2	38.7	
Head room (rear)	37.4	38.5	
Leg room (front)	41.6	41.6	
Leg room (rear)	33.1	31.8	
CURB WEIGHT (lbs.)	2862	2906	
CAPACITIES			
Cargo capacity, rear seat down (cu. ft.)	N.A.	67.3	
Luggage capacity, rear seat up (cu. ft.)	12.4	37.3	
Fuel tank capacity (gallons)	17.2	17.2	
TIRES			
Type	Steel-belted radial whitewall 185/70SR14	Steel-belted radial whitewall 185/70SR14	
Size			
EXTERIOR COLORS*			
White	Light Blue Metallic††		
Dark Gray Metallic††	Dark Blue Metallic††		
Deep Red Metallic††	Cinnamon Metallic/Beige Metallic Two-Tone††		
Cinnamon Metallic††	Dark Blue Metallic/Light Blue Metallic Two-Tone††		
Beige Metallic††			
[*] EPA STATEMENT: EPA mileage figures not available at time of printing. Consult your Toyota dealer.			
¹ Remember: Compare this estimate to the EPA "Estimated MPG" of other cars. You may get different mileage depending on how fast you drive, weather conditions and trip length.			
Specifications and equipment are based on the available information at time of printing and are subject to change without notice. Cover vehicle and others shown with optional equipment. See Features chart for details. For information on additional options and accessories, contact your Toyota dealer.			
N.A.—Not applicable. ¹ Some colors not available on all models. ^{††} Clear coat paint finish. ^{†††} Optional.			

DEPENDABLE CARS, PARTS & SERVICE

Toyotas are designed and built for dependable operation. But the story doesn't end there. To help keep your Toyota performing at peak efficiency, more than one thousand Toyota dealers throughout the U.S. give you the added reassurance of having quality parts and service available should you need them.

Genuine Toyota Replacement Parts, like the original parts in your new car, are manufactured to fit right and run right. Genuine Toyota Replacement Parts are the best way to keep your Toyota all Toyota.

Toyota, its dealers and distributors have an inventory of parts valued at more than a quarter of a billion dollars, and a sophisticated computerized inventory control system that we believe results in one of the best parts supply systems, or "fill rates" in the automotive industry. If a needed part isn't already on the shelf at your nearby Toyota dealer, it should be readily available.

from one of the many regional Toyota parts warehouses located from coast to coast: a critical part usually can be shipped within a day to a dealer anywhere in the country.

As a Toyota owner, you'll not only want parts with original equipment quality, but also top-notch service personnel and modern facilities when it's time to have your Toyota serviced.

Toyota dealers have the equipment and special service tools to do the job efficiently, and factory-trained service technicians—many of whom are also specially certified by the National Institute for Automotive Service Excellence (NIASE).

Quality and dependability—in our cars and trucks, parts and service—is our never-ending goal. Millions of satisfied Toyota owners know it. And the 1982 Cressidas show it.

