



2007 R A I D E R

strength



2007 RAIDER



full strength

MITSUBISHI BOOK OF SECRET KNOWLEDGE

Did you know we built Japan's first mass-produced cars?

For 90 years, Mitsubishi Motors has driven the automobile to new extremes — innovating, inventing, rallying and racing. From countless lessons in performance, design and endurance comes an uncommon sense: the deep knowledge required to make automobiles uniquely exciting. We share our secret wisdom only with those who seek the true thrill of driving.



Power. Go all the way in life. Feel the need to lead. Take charge with a bold style that's all your own. But always be eager to share it.



Performance. Approach every task with vigor, whether labor or leisure. Train hard and you can make any challenge feel easy.



Capability. Build on solid ground. Be willing to do more than you are asked, and able to carry more than your own weight.



Driving environment. Working with your hands can stimulate all of your senses, especially your sense of satisfaction.



Spacious accommodation. Make room for relaxation. When your destination requires hard work, your travels should not.



Build Your Own. Be informed. Express your own style. And always choose a team that will back you up.



Stamina with style. Ruggedly handsome may attract admirers, but handsomely rugged builds a lasting, satisfying relationship. Raider's muscular hood houses a pumped-up powertrain. Dynamically sculpted fenders allow large wheels and tires with a wide, stable stance. High-style clear-lens taillights are made of high-impact polycarbonate. Raider delivers presence with purpose, functionality with fun, and capability with character.

Raider LS V6
Extended Cab 2WD
Double Cab 2WD or 4WD

210 HP
3.7L SOHC V6
235 LB-FT

6-speed GETRAG® manual transmission
4-speed automatic transmission

Raider DuroCross V6
Double Cab 2WD


210 HP
3.7L SOHC V6
235 LB-FT

4-speed automatic transmission

Raider SE V8¹
Double Cab 2WD

235 HP
4.7L SOHC V8
295 LB-FT

5-speed automatic transmission



WISDOM #1

Be generous with your energy.



Take life at full strength. Did you ever notice that most midsize trucks seem a little watered down? At Mitsubishi, we prefer our attitude undiluted. We've won the grueling Dakar Rally 11 times, more than any manufacturer — and not by doing anything halfway. That's why Raider isn't like the other trucks, something that should be obvious the moment you lay eyes on its chiseled physique. It's way beyond bold, with a confidence that comes from knowing what it wants, and what you crave. Got a taste for torque? The only V8 in its class¹ cranks an unmatched 295 lb-ft. Looking to lug things? Bring it on — with a maximum towing capacity of 6,500 lb, or payload up to a class-leading 1,700 lb.¹ Not afraid of a little mud or snow? Raider's available 4-wheel drive is good to go with a twist of a single knob. And as one of the roomiest import-brand midsize trucks, only Raider Double Cab can seat up to six. After all, having fun isn't nearly as rewarding as sharing it. It's just part of living life to the fullest.

Raider DuroCross Double Cab (left) and Raider LS Extended Cab with optional equipment and accessories. Not all features are standard on every model. See equipment listing for details.

¹ Raider SE. Delayed availability. See your retailer. Comparisons based on latest available manufacturer-published data for 2006 import-brand midsize pickups. Towing and payload vary by model and equipment. Optional towing package required for towing.



Truck stop. Pickups are meant to haul, but Raider is also set up to haul down, with standard 12.3" front disc brakes grasped firmly by dual-piston calipers. Since heavy braking can be even more challenging when hauling a light load, Raider's big 11.6" rear drums are equipped with their own Anti-lock Braking System (ABS).

Pickup game. Ever ready to rumble, Raider's standard 3.7-liter V6 rouses more power and torque than any base-engine midsize import truck,¹ and it's teamed with the only standard 6-speed manual — a slick GETRAG® gearbox — or an available 4-speed automatic that adapts to your driving style. The only available V8 in its class is paired with a driver-adaptive 5-speed automatic that features two 2nd-gear ratios: an acceleration/upshift ratio tuned to make the most of the V8's torque curve, and a downshift ratio geared for better kickdown response from 3rd gear. Both 4th and 5th gear are overdrive ratios, for an EPA-rated 20 mpg highway.²



Cross-trained. 4-wheel drive, available on Raider LS V6, lets you choose from 2WD, 4WD or 4WD low-range with the twist of a single knob. Or if you're into extreme looks, Raider DuroCross stands out with fender flares, tubular chrome side steps, and the protection of a standard bedliner.

¹ Comparisons based on latest available manufacturer-published data for 2006 models.

² EPA estimates are to be used as a standardized comparison with other vehicles. Your mileage may vary depending on driving style and environmental conditions.

³ Delayed availability. See your retailer.



THE ONLY
V8
IN ITS CLASS



Raider SE Double Cab with optional equipment and accessories.

E85



Renewable racehorse. For 2007, the V8-powered Raider SE (excluding models sold in California and other low-emission states) is a Flexible Fuel Vehicle, capable of running on regular unleaded gasoline, E85 ethanol/gasoline blend, or any mixture of the two. Using ethanol, a renewable fuel commonly sourced from corn, can reduce hydrocarbon and greenhouse-gas emissions.

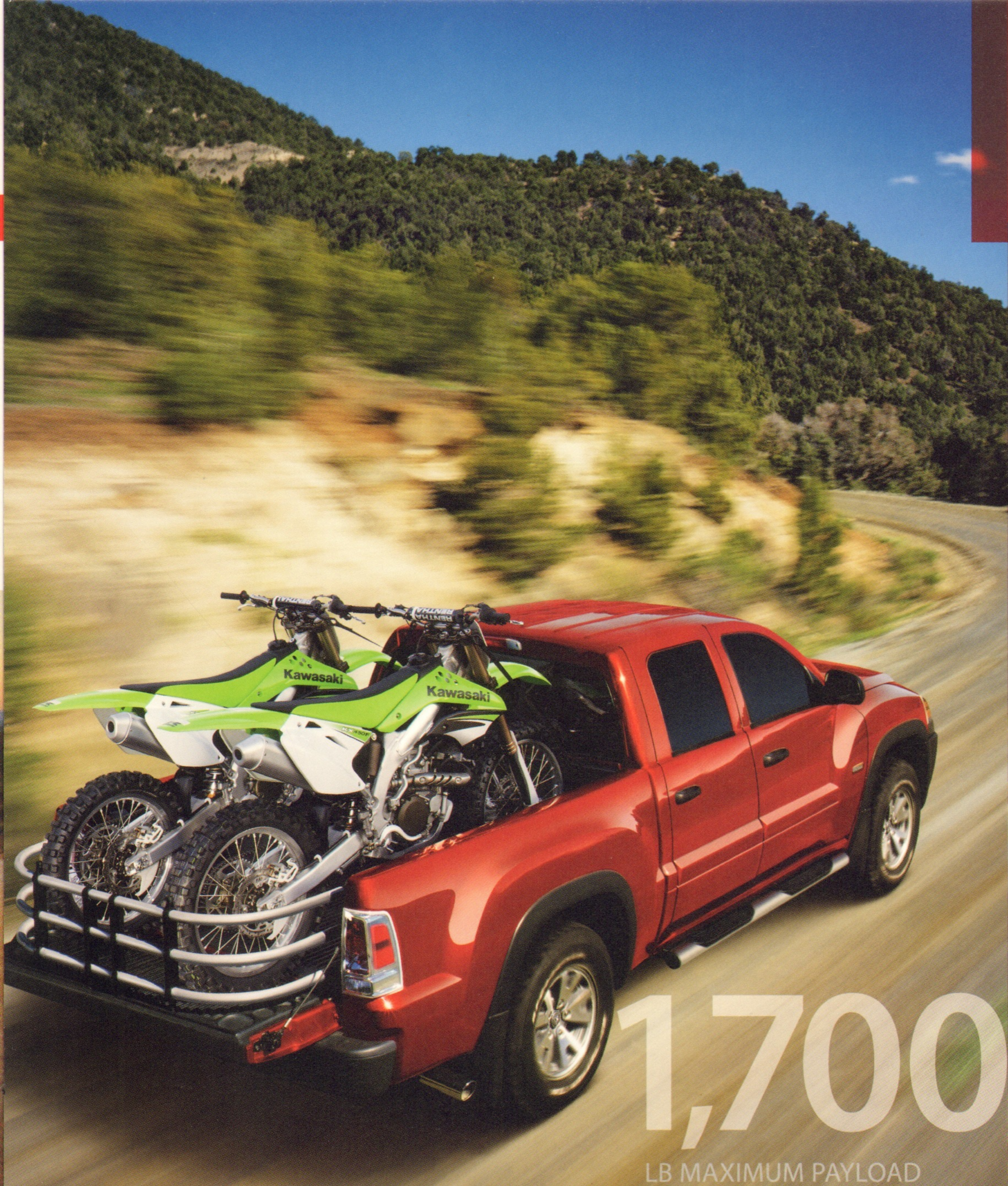


WISDOM #2

Play seriously.

6,500 LB MAXIMUM TOWING

When you love your work, it feels like play. Passion, talent and training can make any task look easy. Whether you're climbing a mountain or hauling the boat to a weekend getaway, Raider won't break a sweat. With more standard torque than Tacoma or Frontier,¹ along with king-size front disc brakes, 16" wheels, gas-pressurized shocks, and front and rear stabilizer bars — all standard — this is no toy truck. And with its class-exclusive V8, Raider SE Double Cab³ can out-tow Frontier Crew Cab and Honda Ridgeline.¹ The rugged Raider can make any chore look like child's play.



Raider DuroCross Double Cab with optional equipment and accessories.

1,700
LB MAXIMUM PAYLOAD



OCTAGONAL FRAME RAILS

Inflexible frame. Beneath Raider's muscular body is an even stronger chassis: a fully boxed ladder-type frame with seven welded crossmembers. Octagonal front frame-rail tips are engineered to help absorb energy in a frontal impact before it reaches the cab.

Born under pressure. Raider's rigid frame is not some lightweight stamping. The longitudinal rails are hydroformed, a process which uses high-pressure fluid to form the complex shape of each frame rail as a single piece, eliminating the potential weakness and added weight of spot-welding sections together. The result is a highly rigid frame, enhancing not only Raider's load-lugging prowess but forming the foundation — literally — for its remarkably smooth ride, crisp handling and long-lasting durability under the pressure of a truck's lifetime.



Raider DuroCross Double Cab.

WISDOM #3

Be rigid in your beliefs.

A strong foundation will carry you, and then some. A truck must be both a tool and a toolbox, and Raider combines capability and capacity like no other import-brand midsize pickup. With the highest standard payload and longest bed,¹ the value-packed Raider LS earns its keep while it helps you earn yours. And with its rigid, fully boxed frame and the only V8 available, Raider is a truck you can believe in, whether you need to get the job done or get away from it all.

Flexible beds. Raider Extended Cab's bed outstretches all its competitors: 78.8" with tailgate up, 100.3" with the gate down. At 64.9" (gate up), Raider Double Cab has the longest bed among trucks in its class with four full doors.¹ A rugged bedliner is standard on DuroCross models, while accessories include a clever pivoting bed extender (shown at far left) that allows longer loads, or divides the bed with the gate up. The tailgate can now be stopped at 45° to help you carry 4x8' sheets of plywood.

¹ Comparisons based on latest available manufacturer-published data for 2006 import-brand midsize pickups.

100.3" MAXIMUM
BED LENGTH
WITH TAILGATE OPEN





In the words of owners. True happiness comes from real-world performance. Based on a survey of actual truck owners across 44 specific areas — from comfort and safety to the overall purchase experience, the 2006 Raider won the AutoPacific Best in Class Vehicle Satisfaction Award for Compact Pickups.



RAIDER

WISDOM #4

Take control of your senses.

Raider LS Double Cab with optional equipment and accessories.

For your listening pleasure. No need to fill up the cargo bed with CDs — Raider Double Cab models¹ come with a 6-month prepaid subscription to SIRIUS Satellite Radio's 125+ channels of programming, including 67 commercial-free music channels. From a New York City studio crawling with music industry icons, SIRIUS delivers an ever-fresh array of listening choices, including live pro and college sports, news and talk. And it's beamed to your Raider coast-to-coast in digital-quality sound via a network of orbiting satellites and terrestrial transmitters.

¹ Optional on Raider LS Extended Cab. SIRIUS and the dog logo are trademarks of SIRIUS Satellite Radio.

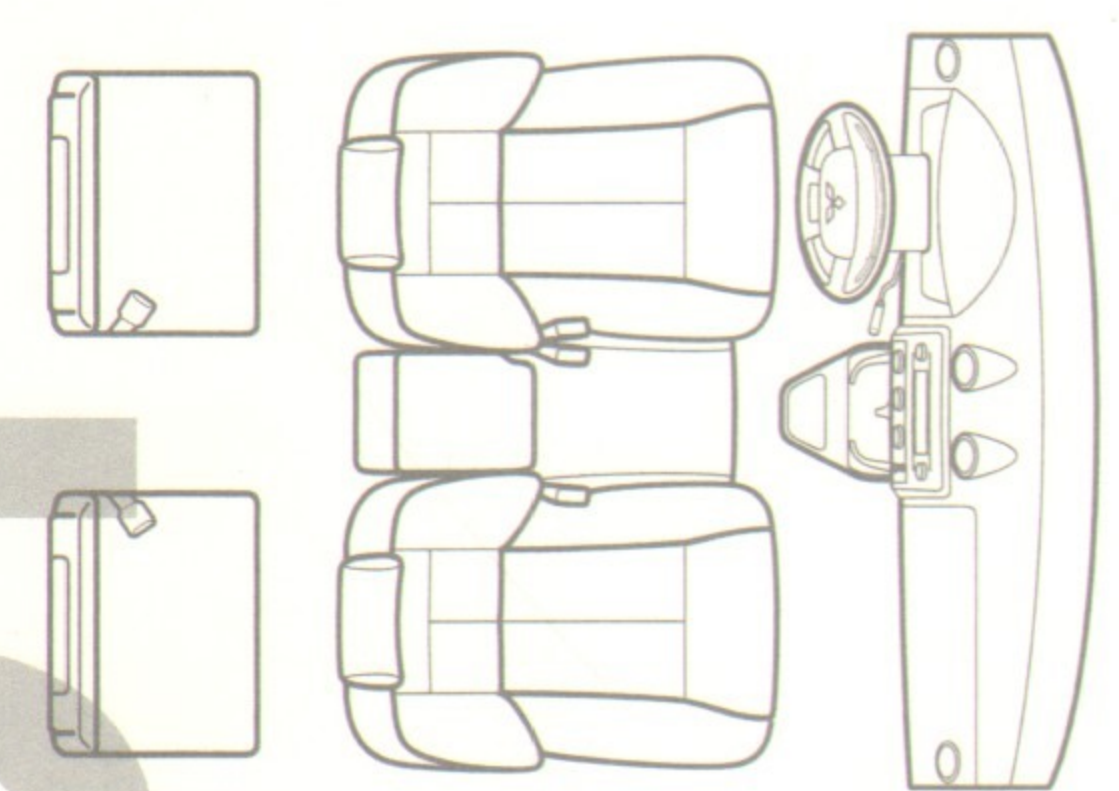
125+
CHANNELS OF PROGRAMMING IN DIGITAL QUALITY

THE BEST RADIO ON RADIO[™]

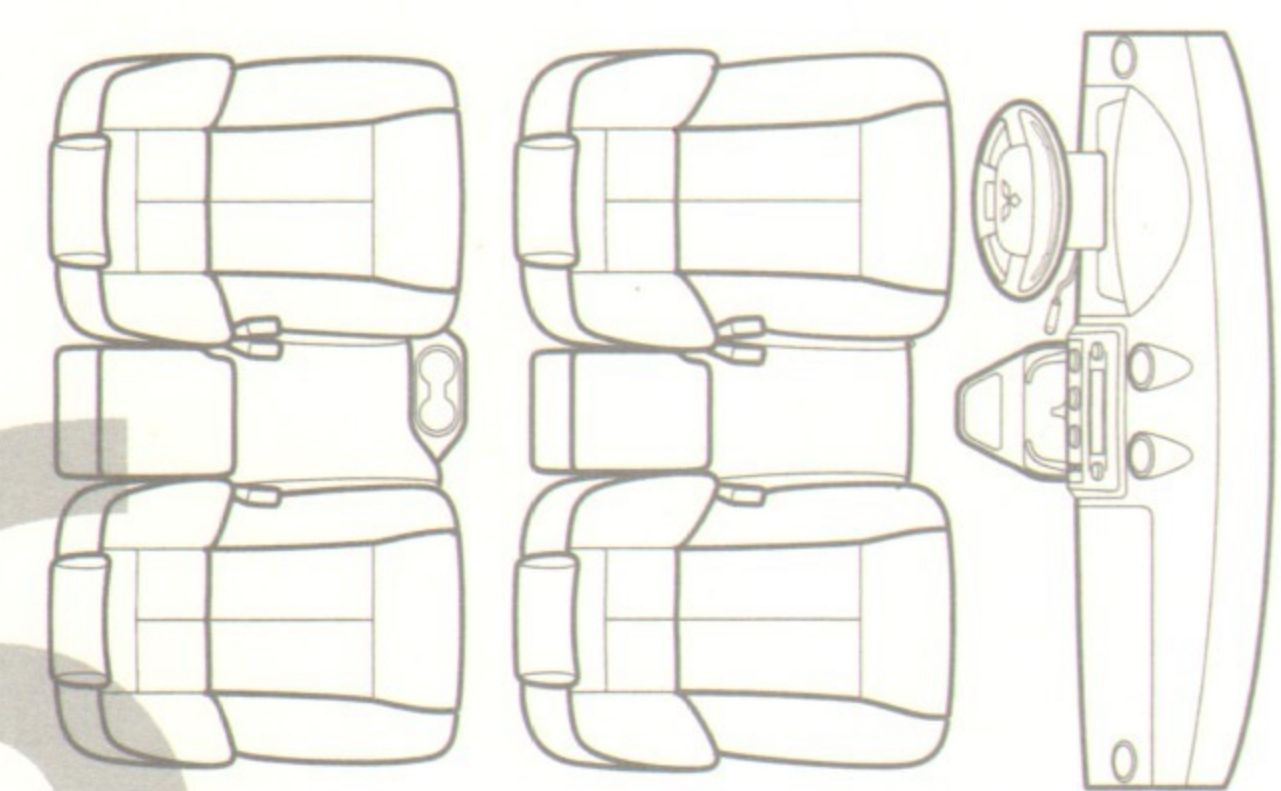
Engage your sense of satisfaction. Wherever you drive, Raider pleases both sense and sensibility. In its first year, Raider set a high standard for owner happiness — and met it, winning the 2006 AutoPacific[®] Best in Class Vehicle Satisfaction Award for Compact Pickups. Raider's cabin is anything but compact, however: Both the Extended Cab and Double Cab are among the roomiest in their class.² They're big on standard features, too, with blue-backlit white gauges, CD audio, variable intermittent wipers and a cargo-bed lamp. Double Cabs add power windows, power mirrors, cruise control, speed-sensing door locks, satin-metallic trim and SIRIUS Satellite Radio. No matter where you look, feel, listen or drive, Raider puts enjoyment in your control.

² Comparisons based on latest available manufacturer-published data for 2006 import-brand midsize pickups.

Advanced protection. Raider's multi-stage front air bags include multiple sensors to help determine the optimum inflation rates for each one. The Occupant Classification System senses and classifies the weight of the seated front passenger. And a seat-rail sensor monitors the position of the driver's seat along its fore-aft adjustment tracks.



SEAT EXTENDED CAB



SEAT DOUBLE CAB

Versatile configurations. Raider Extended Cab's available forward-facing rear 40/40 seats feature fold-up cushions for a choice of 5-person seating or up to 30 cu ft of in-cab storage. With a contoured 60/40 rear seat, Double Cab has room for six. Either seat includes dual see-through headrests plus a 3-point seat belt for every rear-seat occupant. Every Raider's 40/20/40 front seat offers room for three across, or seating for two with a center armrest.



Raider DuroCross Double Cab with optional equipment and accessories.

Stretch out before working.

WISDOM #5

¹ Comparison based on latest available manufacturer-published data for 2006 import-brand midsize pickups.

² Air bags are part of a Supplemental Restraint System (SRS). To decrease the risk of injury from a deploying air bag, always wear your seat belt, sit upright in the middle of the seat, and do not lean against the door. Always place children 12 and under in the rear seat and use appropriate child restraints. Never place a rear-facing infant restraint in the front seat. See your Owner's Manual and instructions provided with your child restraint for additional information.

Added dimensions. Raider Double Cab's 60/40 rear seats accommodate up to three passengers in comfort. The cushions feature hidden storage underneath, or flip them up against the seatbacks and you can fit up to 37.1 cu ft of cargo inside the cab without messing up the upholstery.



There's no substitute for cubic feet. Among Raider's most impressive abilities is its ability to impress. Welcome to Raider Extended Cab and the segment's only 6-passenger pickup, the 102.3-cu-ft Raider Double Cab. Inside each of these roomy cabs you'll find more combined front and rear legroom than any of their competitors.¹ Raider Extended Cab's rear-hinged rear doors provide easy access to 30 cu ft of in-cab storage or available forward-facing seats. Double Cab's four full doors feature power windows and stylish satin-metallic trim. And with rich cloth upholstery, abundant storage and cupholders, dual multi-stage front air bags,² and a ride *SportTruck* magazine called "downright cushy," Raider lets you live large by any measure.

Build your own.



LS

DuroCross



SE

SPECIFICATIONS

| | RAIDER V6 Extended Cab | | RAIDER V6 Double Cab | | RAIDER V8 Double Cab ¹ | |
|--|--|------------------|---|------------------|---|------------------|
| ENGINE | | | | | | |
| Type | 3.7L SOHC 12-valve V6 | | 3.7L SOHC 12-valve V6 | | 4.7L SOHC 16-valve V8 | |
| Construction | Cast-iron block, aluminum heads | | Cast-iron block, aluminum heads | | Cast-iron block, aluminum heads | |
| Displacement | 226 cu in/3,701 cc | | 226 cu in/3,701 cc | | 287 cu in/4,701 cc | |
| Compression ratio | 9.7:1 | | 9.7:1 | | 9.0:1 | |
| Peak power output | 210 hp @ 5,200 rpm | | 210 hp @ 5,200 rpm | | 235 hp @ 4,800 rpm | |
| Peak torque | 235 lb-ft @ 3,600 rpm | | 235 lb-ft @ 3,600 rpm | | 295 lb-ft @ 3,200 rpm | |
| Redline | 6,000 rpm | | 6,000 rpm | | 5,750 rpm | |
| Valvetrain | Chain-driven single overhead cam (SOHC) | | Chain-driven single overhead cam (SOHC) | | Chain-driven single overhead cam (SOHC) | |
| Fuel system | Sequential multi-point fuel injection | | Sequential multi-point fuel injection | | Sequential multi-point fuel injection | |
| Recommended fuel | Regular unleaded | | Regular unleaded | | Regular unleaded | |
| Fuel tank capacity | 22.0 gal/83 L | | 22.0 gal/83 L | | 22.0 gal/83 L | |
| DRIVETRAIN | | | | | | |
| Rear-wheel drive (2WD) | Standard | | Standard | | Standard | |
| Part-time 4-wheel drive (4WD) | Not available | | Optional on LS, not available on DuroCross | | Not available | |
| | Electronically selected with 2-speed transfer case. | | Operating modes: 2WD/4WD lock/4WD lock low/Neutral. Low range ratio: 2.72:1 | | lock low/Neutral. Low range ratio: 2.72:1 | |
| Manual transmission (M/T) | Standard GETRAG® 6-speed with floor shift | | Not available | | Not available | |
| Automatic transmission (A/T) | Optional 4-speed with column shift and driver-adaptive learning | | Standard 4-speed with column shift and driver-adaptive learning | | Standard 5-speed with column shift, dual 2nd-gear ratios (upshift/kickdown), and driver-adaptive learning | |
| Rear axle/final drive ratio (:1) | M/T: 3.21/2.54 | A/T: 3.55/2.45 | LS 2WD: 3.55/2.45 LS 4WD, DuroCross: 3.92/2.59 | | 3.92/2.59 | |
| SUSPENSION AND STEERING | | | | | | |
| Front suspension | Independent with upper and lower A-arms, coil springs over gas-charged shock absorbers, and stabilizer bar | | | | | |
| Rear suspension | Rigid axle with two-stage multi-leaf springs, gas-charged shock absorbers (staggered fore-aft), and stabilizer bar | | | | | |
| Steering type | Power rack-and-pinion, 17.4:1 ratio | | Power rack-and-pinion, 17.4:1 ratio | | Power rack-and-pinion, 17.4:1 ratio | |
| Steering-wheel turns | 3.18, lock-to-lock | | 3.18, lock-to-lock | | 3.18, lock-to-lock | |
| BRAKES | | | | | | |
| System | Power-assisted. Front: 12.3"/312-mm ventilated discs with dual-piston sliding calipers. Rear: 11.6x2.28"/295x58-mm drums | | | | | |
| ABS | Rear-wheel Antilock Braking System (ABS) standard on all models | | | | | |
| WHEELS AND TIRES | | | | | | |
| Wheel size and type | 16x7.0 steel with styled center cap | | LS 2WD: 16x7.0 steel with styled center cap or optional 16x8.0 10-spoke alloy | | 16x8.0 10-spoke alloy | |
| | | | LS 4WD, DuroCross: 16x8.0 10-spoke alloy | | | |
| Tire size | P245/70R16 | | LS 2WD: P255/65R16 LS 4WD, DuroCross: P265/70R16 | | P255/65R16 | |
| FUEL ECONOMY | | | | | | |
| EPA city/highway estimate ² | M/T: 16/22 | A/T: 16/22 | 2WD: 16/22 | 4WD: 15/19 | 15/20 | |
| WEIGHTS AND CAPACITIES | | | | | | |
| Maximum towing capacity ³ | M/T: 2,950 lb | A/T: 4,150 lb | LS 2WD: 4,000 lb | LS 4WD: 4,100 lb | 6,500 lb | |
| | | | DuroCross 2WD: 3,900 lb | | | |
| Maximum payload ³ | M/T: 1,720 lb | A/T: 1,720 lb | LS 2WD: 1,580 lb | LS 4WD: 1,380 lb | 1,450 lb | |
| | | | DuroCross 2WD: 1,460 lb | | | |
| Curb weight | M/T: 4,292 lb | A/T: 4,287 lb | LS 2WD: 4,433 lb | LS 4WD: 4,627 lb | 4,558 lb | |
| | | | DuroCross 2WD: 4,448 lb | | | |
| Cargo bed length (in/mm) | Tailgate closed: 78.8/2,002 Tailgate open: 100.3/2,548 | | Tailgate closed: 64.9/1,648 Tailgate open: 86.3/2,192 | | Tailgate closed: 64.9/1,648 Tailgate open: 86.3/2,192 | |
| Cargo bed width (in/mm) | Wall-to-wall (at floor): 59.6/1,514 Between wheelhouses: 45.2/1,148 | | Wall-to-wall (at floor): 59.6/1,514 Between wheelhouses: 45.2/1,148 | | Wall-to-wall (at floor): 59.6/1,514 Between wheelhouses: 45.2/1,148 | |
| INTERIOR DIMENSIONS | | | | | | |
| Headroom (in/mm) | Front: 39.6/1,005 | Rear: 36.5/928.3 | Front: 39.9/1,013 | Rear: 38.4/974 | Front: 39.9/1,013 | Rear: 38.4/974 |
| Shoulder room (in/mm) | Front: 57.7/1,466 | Rear: 57.4/1,458 | Front: 57.7/1,466 | Rear: 57.5/1,461 | Front: 57.7/1,466 | Rear: 57.5/1,461 |
| Hiproom (in/mm) | Front: 54.9/1,394 | Rear: 56.9/1,446 | Front: 54.9/1,394 | Rear: 56.0/1,422 | Front: 54.9/1,394 | Rear: 56.0/1,422 |
| Legroom (in/mm) | Front: 41.9/1,063 | Rear: 32.1/815.4 | Front: 41.9/1,063 | Rear: 36.4/925 | Front: 41.9/1,063 | Rear: 36.4/925 |
| Passenger volume (cu ft) | Front: 55.3 | Rear: 39.0 | Front: 55.8 | Rear: 46.5 | Front: 55.8 | Rear: 46.5 |
| In-cab cargo volume (cu ft) | 30.0 (with available rear seats folded up) | | 37.1 (with rear seats folded up) | | 37.1 (with rear seats folded up) | |
| EXTERIOR DIMENSIONS | | | | | | |
| | All models | | All models | | | |
| Wheelbase (in/mm) | 131.3/3,335 | | Length (in/mm) | 219.9/5,586 | | |
| Width (in/mm) | 71.9/1,825 | | Height (in/mm) | 68.6/1,742 | | |
| Track, front and rear (in/mm) | Front: 62.8/1,594 | Rear: 62.9/1,598 | Ground clearance, min. (in/mm) | 7.9/202 | | |

Technical data, equipment and options shown are based on the latest information available at the time of printing and are subject to change without notice. Colors may vary due to the printing process. Exterior and interior lights on vehicles shown may be illuminated for illustration purposes only. Vehicles are shown with optional equipment. Not all equipment is available on every model.

We know the secret to going the distance.

Decades of motorsports victories have taught Mitsubishi a lot about the value of endurance. Our experience gives us the confidence and know-how to help keep your Raider experience thrilling and satisfying for years down the road.

The longest basic warranty of any pickup.¹

Standard on every new Raider is our 5-year/60,000-mile Bumper-to-Bumper New Vehicle Limited Warranty, plus our 7-year/100,000-mile Anti-Corrosion/Perforation Limited Warranty.

You can count on us.

Your new Raider also comes with the support of 5-year/Unlimited-mile Roadside Assistance. Sure, you probably don't rally across the jungle to get to your office every morning. But wherever you find thrills in your Mitsubishi Raider, our endurance legacy and extreme support will be with you.

5
YEAR/60,000-MILE
BUMPER-TO-BUMPER
WARRANTY

7
YEAR/100,000-MILE
ANTI-CORROSION
WARRANTY

5
YEAR/UNLIMITED-MILE
ROADSIDE ASSISTANCE

¹ Based on manufacturer-published information for 2006 pickup truck bumper-to-bumper warranties. Customers should see their Retailers for complete limited warranty and roadside assistance terms and conditions.

RAIDER
LS LS DC SE < LS, DuroCross or SE
V6 V6 V6 V8 < Engine
Ext Dbl Dbl Dbl < Extended Cab or Double Cab

PERFORMANCE

| | | | | |
|---|---|---|---|--|
| S | - | - | - | 6-speed GETRAG manual transmission |
| O | S | S | - | 4-speed driver-adaptive automatic transmission with pushbutton tow/haul mode |
| - | - | - | S | 5-speed driver-adaptive automatic transmission with pushbutton tow/haul mode |
| - | O | - | - | Electronically selected part-time 4-wheel drive (4WD) |
| - | - | - | S | Limited-slip rear differential |
| - | - | S | - | Heavy-duty service group: Extended-capacity cooling (transmission and power steering), 750-Ah battery |
| - | - | S | S | Towing prep: Class IV trailer hitch receiver, and 7-pin trailer wiring harness with 7-to-4-pin adaptor |
| - | - | S | - | Skid plates for front suspension and fuel tank |
| S | S | - | - | 16" steel wheels, blackwall tires |
| - | P | S | S | 16" 10-spoke machined-finish alloy wheels, white-letter tires |
| S | S | S | S | Full-size spare tire on steel wheel in under-bed carrier |

EXTERIOR

| | | | | |
|----|----|---|---|--|
| S | S | S | S | Monocle-style halogen headlights in bright chrome bezels |
| A | S | S | S | Parabolic fog lights |
| S | - | - | - | Black front bumper, color-keyed grille crossbar |
| P | S | - | S | Color-keyed front bumper, fascia and grille crossbar |
| - | - | S | - | Black front bumper with silver fascia insert and tow hooks |
| S | S | S | S | Black rear bumper, color-keyed side moldings |
| S | S | S | S | Chrome-clear taillights |
| - | P | S | - | Chrome exhaust tip |
| - | - | S | - | Black fender flares, color-keyed side moldings, black front and rear mudguards |
| PA | PA | S | A | Bedliner |
| A | PA | S | A | Tubular steel side steps |
| S | S | S | S | Hinged/removable tailgate with 45° stop, to accommodate 4x8' sheet materials in bed, above wheelhouses |
| S | S | S | S | Cargo bed lamp with integrated high-mounted stoplight |
| S | - | - | - | Dual rear-hinged access doors |
| - | S | S | S | Four full doors, with privacy glass on rear doors |
| - | P | S | S | Sliding rear cab window with privacy glass |
| S | S | S | S | Variable-intermittent front windshield wipers |
| S | - | - | - | Dual black 5x7" manual sideview mirrors |
| P | S | - | - | Dual black 5x7" power sideview mirrors |
| - | - | S | S | Dual black 6x9" power sideview mirrors, with manual fold-in |

INTERIOR

| | | | | |
|----|----|---|---|---|
| S | S | S | S | Air conditioning |
| P | S | S | S | Power windows (front windows only on LS Double Cab) with auto-down driver's window |
| P | S | S | S | Power door locks with security logic (selective/global unlock) and electronic lockout protection |
| - | S | S | S | Satin-metallic trim on instrument cluster bezel, center dash panel, air vents, door handles, door pulls and door trim |
| P | S | S | S | Height-adjustable steering column |
| P | S | S | S | Cruise control |
| S | S | S | S | Front dual cupholder and center-seat storage compartment |
| - | S | S | S | Rear dual cupholder |
| S | S | S | S | 12-volt power outlet in lower dash |
| PA | PA | S | A | Metallic door sill plates |
| S | S | S | S | Sunvisors with passenger-side vanity mirror |
| PA | S | S | S | Carpeted front floor mats |

AUDIO SYSTEM

| | | | | |
|---|---|---|---|--|
| S | S | S | S | AM/FM-stereo radio with integrated single-CD/MP3 player and front-mounted auxiliary audio input jack |
| A | A | A | A | AM/FM-stereo radio with integrated 6-CD/MP3 changer |
| P | S | S | S | SIRIUS Satellite Radio, including a 6-month prepaid subscription to 125 channels of coast-to-coast entertainment and information |

S STANDARD O OPTIONAL P AVAILABLE IN PACKAGE
 A RETAILER-INSTALLED ACCESSORY - NOT AVAILABLE

RAIDER
LS LS DC SE < LS, DuroCross or SE
V6 V6 V6 V8 < Engine
Ext Dbl Dbl Dbl < Extended Cab or Double Cab

SEATING AND UPHOLSTERY

| | | | | |
|---|---|---|---|--|
| S | S | S | S | 40/20/40 3-passenger front seat with dual headrests. Outboard seatbacks recline. Center seatback folds down to become a padded armrest with storage inside |
| P | - | - | - | Dual 40/40 rear seats with dual headrests. Seats fold up against rear cab wall for access to under-seat storage or to provide up to 30.0 cu ft of in-cab storage |
| - | S | S | S | 60/40 3-passenger rear seat with dual headrests. Seat cushions fold up against rear cab wall for access to under-seat storage or to provide up to 37.1 cu ft of in-cab storage |
| S | S | S | S | Premium cloth upholstery with patterned inserts |

INSTRUMENTATION

| | | | | |
|---|---|---|---|--|
| S | S | S | S | White gauges, including tachometer, with Ice Blue backlit illumination. Digital LCD odometer and trip meter |
| S | S | S | S | Warning/indicator lamps for cargo lamp on, tow/haul mode, 4WD mode (if equipped), transmission fluid temperature |

SAFETY AND SECURITY

| | | | | |
|---|---|---|---|--|
| S | S | S | S | Supplemental Restraint System (SRS): Dual advanced front air bags with two-stage inflators and front passenger-seat occupant sensor ⁴ |
| S | - | - | - | Key-operated shutoff switch for front passenger air bag ⁴ |
| S | S | S | S | 3-point outboard front seat belts with center lap belt |
| P | - | - | - | Dual 3-point rear seat belts |
| - | S | S | S | 3-point rear seat belts, including center seating position |
| P | S | S | S | Outboard rear head restraints with foam padding over steel-rod construction for increased protection, and see-through ladder-type design |
| S | S | S | S | Height-adjustable front shoulder belts |
| S | S | S | S | LATCH system (Lower Anchors and Tethers for Children) |
| S | S | S | S | Rear-wheel Antilock Braking System (ABS) |
| S | S | S | S | Body-on-ladder-frame construction, front and rear crumple zones, and energy-absorbing octagonal front frame-rail tips |
| S | S | S | S | Tubular steel side-guard door beams |
| P | S | S | S | Remote keyless entry with controls integrated into key |

OPTION PACKAGES

| | | | | |
|---|---|---|---|---|
| - | O | - | - | LS Appearance Package: 16" 10-spoke machined-finish alloy wheels with white-letter tires. Sliding rear window |
| O | S | - | - | LS Power & Convenience Package: Color-keyed front bumper, fascia and grille crossbar. Dual black 5x7" power sideview mirrors. Carpeted front floor mats. Power front windows. Power door locks. Remote keyless entry. Dual 40/40 fold-up rear seats with headrests. Height-adjustable steering column. Cruise control. SIRIUS Satellite Radio, including a 6-month prepaid subscription |
| O | - | - | - | LS Extended Cab Xtra Value Package: Bedliner with side-rail protectors. Black front and rear mudguards |
| - | O | - | - | LS Double Cab Xtra Value Package: Bedliner with side-rail protectors. Black front and rear mudguards. Metallic door sill plates. Tubular steel side steps. Chrome exhaust tip |

¹ Delayed availability. See your retailer.

² EPA estimates are to be used as a standardized comparison with other vehicles. Your mileage may vary depending on driving style and environmental conditions.

³ When properly equipped with dealer-installed accessory trailer hitch kit and trailer brakes. Payload includes total combined weight of all cargo (in cab and bed), driver and passengers, options and accessories, plus trailer tongue weight. Read Owner's Manual before towing or loading vehicle.

⁴ Air bags are part of a Supplemental Restraint System (SRS). To decrease the risk of injury from a deploying air bag, always wear your seat belt, sit upright in the middle of the seat, and do not lean against the door. Always place children 12 and under in the rear seat and use appropriate child restraints. Never place a rear-facing infant restraint in the front seat. See your Owner's Manual and instructions provided with your child restraint for additional information.

COLORS

Slate cloth



Slate cloth



Alloy Silver Metallic



Lava Red Pearl



Electric Blue Metallic



Arctic White



Granite Gray Metallic



Brilliant Black Metallic

Cobalt Blue Pearl
DuroCross only

Slate cloth



Khaki cloth



Slate cloth

ACCESSORIES

Genuine Mitsubishi Accessories help you make your Raider the perfect expression of your style while maintaining its quality and appearance.

fender flares²
 fog light kit
 tubular bed extender
 bed liner
 bed mat
 bed rail protectors
 bed web net

bed tonneau covers:
 - soft type
 - rigid folding type
 metallic front bumper
 insert²
 tow hitch
 tow hitch wiring harness

tubular side steps²
 mud guards²
 tow hooks²
 hood deflector
 front-door scuff plates
 side window deflectors
 fuel tank skid plate

transfer case skid plate
 wheel locks
 spare tire lock
 license plate frame
 exhaust finisher²
 locking gas cap
 engine block heater

AM/FM/6-CD/MP3 radio
 SIRIUS Satellite Radio
 Bluetooth® hands-free
 phone system
 all-weather floor mats
 carpet floor mats
 remote start kit



² Standard on Raider DuroCross.

Know what's right for you.

WISDOM #6

25
YEARS
IN AMERICA



Competition-modified Pajero Evolution.



Competition-modified Lancer Evolution.


mitsubishicars.com
1-888-MITSU2007

ECLIPSE Coupe and Spyder

LANCER / LANCER EVOLUTION / GALANT Sport Sedans

OUTLANDER / ENDEAVOR SUVs

RAIDER Pickup



Concept-E show car.

Driving thrills for 25 years. Does your car truly move you? Mitsubishi believes you should feel the thrill of driving every time you get behind the wheel. You might not rally into Monte Carlo every morning, but we think your daily commute should raise your pulse. Turning on the garage light may not be the unveiling of a futuristic concept car, but we want you to stop for a minute and dream. And maybe you don't have your own crew to help you cross the Sahara, but we want you to feel a rush of confidence from our support. Mitsubishi has been mass-producing cars in Japan since 1917, longer than anyone. For 25 years, we've put performance, style and innovation within the reach of American drivers. We've advanced the art of driving for generations — from motorsports professionals to serious four-wheelers to today's most intense tuners. We've even won the famed Dakar Rally an unmatched 11 times, including our sixth consecutive win in 2006. Every Mitsubishi is infused with a passion you won't find in ordinary vehicles, and not afraid to show it. We don't want you just to drive our cars, trucks and SUVs. We want you to be thrilled to drive them. So get ready. Our next 25 years begin today. **Mitsubishi. Driven to Thrill.™**

NATLBRO 07-005