

2008 EDGE





fordvehicles.com

1
Edge



**APEAL
AWARD RECIPIENT**

The 2007 Ford Edge is the
"Most Appealing Midsize Multi-Activity Vehicle"
in the J.D. Power and Associates
2007 Automotive Performance,
Execution and Layout
(APEAL) Study.™

Edge Limited in Vapor Silver Metallic and Edge SEL in Blazing Copper Metallic with available equipment

CAUSE A STIR IN THE 2008 FORD EDGE.

Fair warning, the bold design and flexibility of Edge – especially the stylish new Limited – tend to attract lots of admirers. Also, Edge's award-winning¹ 3.5L V6 engine delivers a best-in-class² 265 hp at 6250 rpm. Intense exhilaration is likely to arise from this energetic performance blended with Edge's sports sedan-like handling. And new this year, our exclusive Ford SYNC™ option connects you to Edge like never before. Are you ready?

¹Ward's 10 Best Engines of 2007. ²Medium 5-Passenger CUV class with standard 6-cylinder engine.



fordvehicles.com

Eye-catching design is just the beginning. After the sporty stance, sleek lines and crisp accents of Edge draw you in, its remarkable interior flexibility will keep you coming back for more. Whether you need room for your latest home decorating find or for a group of friends and their weekend-getaway luggage, Edge offers the perfect solution with up to 69.0 cu. ft. of available cargo space or



Edge Limited in Redfire Metallic with available equipment, including new power liftgate

PREPARE TO TURN HEADS.

3
Design &
Flexibility



SHARP STYLING. The Ford 3-bar chrome grille and quad-beam halogen headlamps lead off the bold exterior design that's unmistakably Edge.




DISTINCTIVE DETAILS. The use of textured aluminum and chrome accents throughout the interior enhances the bold, spirited appeal of Edge.



SMART DESIGN. The available Seating Flexibility Package includes a fold-flat front-passenger seat, EasyFold™ rear seatback release and leather trim.


seating for up to 5 adults. New for 2008, a power liftgate is optional on SEL and Limited, making it even easier to access Edge's generous rear cargo area. For maximum curb appeal, you can add some serious shine with the stunning new 20" chrome-clad wheels, optional on Limited. Have you been searching for a crossover with striking style *and* supreme adaptability? Welcome to the Edge.



fordvehicles.com

Edge SEL in Vapor Silver Metallic with available equipment

Fun to drive is an understatement. Climbing behind the wheel in Edge will make your day – every day. Revel in its confident, sports sedan-like handling. Delight in its maneuverability and agility. Wind your way through even the most sinuous streets without a care. All thanks in part to its standard AdvanceTrac with class-exclusive RSC and its specially tuned fully independent suspension, including a multilink rear with outboard-



SHIFT YOUR DAY INTO HIGH GEAR.


HUG CORNERS. Driving Edge is such a blast, you may find yourself searching for more corners. The optional, on-demand All-Wheel-Drive (AWD) system further enhances the experience. It constantly delivers the appropriate amount of torque to all 4 wheels, reacting before wheel slippage can even occur. In fact, working with the standard AdvanceTrac® with RSC® (Roll Stability Control™), the AWD system can transfer torque front to rear and side to side to keep the vehicle moving even if only one wheel has traction.

10 WARD'S Best Engines

Edge's 3.5L Duratec 35 V6 engine serves up a best-in-class 265 hp at 6250 rpm and 250 lb.-ft. of torque at 4500 rpm. It also gets an EPA-estimated 24 mpg highway in FWD and was named one of Ward's 10 Best Engines of 2007.

5 Handling & Performance

BREATHE EASY. The dual-plenum intake manifold inside Edge's powerful 3.5L Duratec 35 V6 engine helps deliver strong peak torque (250 lb.-ft. at 4500 rpm), while the high-flow intake port helps achieve its high level of peak power performance (265 hp at 6250 rpm). At the same time, a roller-chain cam drive, chosen for its low-friction operation, helps Edge meet strict Ultra Low Emissions Vehicle II (ULEV II) emissions standards, which helps keep the air cleaner. And we can all feel good about that.



mounted shocks. Like to feel that get-up-and-go thrust when you put your foot down on the accelerator? Edge delivers. Its excellent launch and acceleration performance are the result of pairing the 265-hp V6 engine with a sophisticated 6-speed automatic transmission that actually adapts to your driving style. The transmission also gives the vehicle flat-tow capability,² so you can take Edge along on motor home vacations.

¹ULEV II is a rating approved by the California Air Resources Board. Vehicles sold in federally regulated states meet the Environmental Protection Agency's Tier 2/Bin (5) emissions standards. ²See your Owner's Guide for details.



fordvehicles.com

Edge SEL with optional Charcoal Black leather-trimmed interior and available equipment

TREAT YOURSELF TO PANORAMIC VIEWS.

7
Vista Roof

EXCLUSIVE
VISTA
ROOF.™



ALL-WEATHER ENJOYMENT. The available Vista Roof's wind diffuser and thick roof glass help maintain the peace. The vent position allows fresh air in while keeping bad weather out – even during a torrential downpour.¹ And dual power sunshades provide close to 100% sun blockage, helping keep the cabin cool and protect against the sun's ultraviolet (UV) rays.

¹The Vista Roof vent position has been proven to handle 1.2 gallons of water per minute at a 15% incline.



CROWD PLEASERS. The optional Headrest DVD Entertainment System,² which may be combined with the available Vista Roof, features 2 separate DVD players with 7" screens, CD/MP3 playback capability and more. The available Rear-Seat DVD Entertainment System includes an 8" flip-down screen, 2 sets of wireless headphones and a remote control.

²Available through your Ford Dealer as a Dealer-Installed Ford Licensed Accessory.

There's nothing like the freedom of wind-in-your-hair, sun-on-your-skin, open-air driving to bring a smile to your face, right? Get ready to grin. And we're talking the ear-to-ear kind – courtesy of the delightfully invigorating Vista Roof. Optional on SEL and Limited, Vista Roof offers you the only 2-panel panoramic view available in the class. In fact, it encompasses over 39% of Edge's total roof area, creating a daylight opening that's

over 3 times larger than the average traditional moonroof. We're fairly certain that makes it over 3 times as much fun too, but we'll leave it up to you to prove. Vista Roof provides a maximum total-air opening of over 4.6 sq. ft. in its fully open position. That's a lot of space for you to fill with amazing new views. Dual power sunshades are also included for those moments when you'd rather not look skyward – may they be rare.



fordvehicles.com

Edge Limited with Camel-leather-trimmed interior and available equipment

SIRIUS
SATELLITE RADIO
THE BEST RADIO ON RADIO™

There's a certain confidence that comes with feeling in control of a situation. Edge gets it. And gives it. The driver-centric design of Edge's instrument panel puts its intuitive controls within easy reach, including the available touch-screen DVD-based Navigation System with its new voice activation, which makes it even easier for you to find new places. To keep you entertained along the way, the available Audiophile® Sound


EXPERIENCE THE EASE OF INTUITIVE DESIGN.

9
Driver Controls

SYNC
Powered by **Microsoft**

LINK YOUR WORLDS. Introducing the new standard for in-vehicle communications. Ford SYNC, developed in association with Microsoft®, is a voice-activated, customizable media system that fully integrates your Ford Edge with most Bluetooth-enabled mobile phones and most portable digital media players. When you enter the vehicle with a compatible and paired phone, SYNC automatically recognizes its presence. Then you just press a button and use simple voice commands to make calls, take calls and more – with both hands on the wheel.



INSTANT DJ. Just connect your digital media player to SYNC's USB port, press the  button on the steering wheel and start speaking simple voice commands. SYNC even charges most players while you're enjoying the tunes.

Go to SyncMyRide.com for more details.

EXCLUSIVE NEW FORD SYNC™

BLUETOOTH® VOICE-ACTIVATED, HANDS-FREE PHONE CALLING

MULTILINGUAL INTELLIGENCE – Communicate with SYNC in English, French or Spanish.

UNINTERRUPTED CONNECTIONS – In the middle of a call on the way to or from your vehicle? Keep on talking. Once paired with your Bluetooth-enabled phone, SYNC automatically transfers calls as you enter and exit.

RING-TONE SUPPORT¹ – Have specific ring tones assigned to your friends and family? SYNC can play them to help you identify incoming calls.

SUPPORT FOR UP TO 12 BLUETOOTH-ENABLED PHONES – The system can be paired with as many as 12 different phones at once, so your entire family can get in SYNC.

INSTANT VOICE RECOGNITION

AUTOMATIC PHONE BOOK TRANSFER¹

VOICE-ACTIVATED, HANDS-FREE DIGITAL MEDIA PLAYING

SUPPORT FOR POPULAR PLAYERS AND FORMATS – SYNC works with most popular digital media players, as well as USB drives.

SIMPLE VOICE COMMANDS – Access your music library by speaking commands like "Play All," "Similar Music" or simply "Play Artist" plus the name of an artist.

USB DEVICE CHARGING – SYNC automatically charges most devices while your vehicle is running.

BLUETOOTH STREAMING AUDIO¹ – SYNC can play music files saved to your Bluetooth-enabled mobile phone as well.

PODCAST AND AUDIO BOOK SUPPORT

Driving while distracted can result in a loss of vehicle control. Only use mobile phones (even with voice commands) and other devices not essential to driving when it is safe to do so.

¹Requires a Bluetooth-enabled phone with this capability.

Microsoft is a registered trademark of Microsoft Corporation. The Bluetooth word mark is a registered trademark owned by the Bluetooth SIG, Inc.

System features a 6-disc in-dash CD changer and 9 speakers including an 8" subwoofer and a 190-watt amplifier. Add the SIRIUS Satellite Radio² option to any of Edge's sound systems and use your complimentary 6-month subscription to get started surfing over 130 channels of coast-to-coast sports, news, entertainment and 100% commercial-free music. Cross-country road trip? Listen to your favorite channel all the way.

²Service not available in Alaska or Hawaii. See your Ford Dealer or contact SIRIUS at 1-888-539-7474 for more information.

SHARE YOUR NEW HOT SPOT.



RELAXING RECLINE. Edge's standard 60/40 split, fold-flat rear seat features seatbacks that recline to a full 42° angle for increased comfort.

SURPRISING DETAIL. The rear seat also includes a fold-down center armrest with 2 cupholders, so your rear-seat passengers can get nice and comfy.



fordvehicles.com



Edge Limited with optional new Interior Appearance Package

11
Interior
Comfort

With such amazing style *and* comfortable seating for up to 5 adults, your new Edge is bound to be the ride of choice among friends and family, especially when you go for the new Limited with its optional Charcoal Black and Red leather-trimmed Interior Appearance Package (above). As for comfort, Edge's seat designs are so sophisticated, they actually help reduce pressure points and fatigue, actively supporting your body without

feeling restrictive. Strategically placed sound-dampening materials, carefully contoured sideview mirrors and many other thoughtful details play their parts in creating the remarkable level of peace inside every Edge. The available Premium Package includes leather-trimmed seating, Dual-zone Electronic Automatic Temperature Control, heated front seats and sideview mirrors, a particulate air filter and more. Make the most of every drive.

SHARPEN YOUR SENSE OF ADVENTURE.

13
Edge



EXERCISE YOUR INTERIOR OPTIONS.



fordvehicles.com

Need to have an amazing find shipped back home because it doesn't fit in your ride? Not when you have the Edge. Just fold down the 60/40 split fold-flat rear seat and the available fold-flat front-passenger seat, and you're ready to transport items up to 8 ft. long. The Seating Flexibility Package, standard on Limited and optional on SEL, gives you the 6-way power, fold-flat front-passenger seat as well as the class-exclusive EasyFold™



Edge Limited with Camel leather-trimmed interior and available equipment

rear seatback release and leather-trimmed seating throughout. With the rear seat folded flat, you can carry 69.0 cu. ft. of cargo. And when you have people in the rear seat, you can still stash 32.2 cu. ft. of gear behind them. An optional Rear Cargo Management System adds concealed storage under the rear cargo area's loadfloor. And, new for 2008, an available power liftgate makes it even easier to load all your great finds.



EASYFOLD ONLY ON EDGE. The EasyFold rear seatback release allows you to create a flat loadfloor in seconds by simply pushing and holding a button in the rear cargo area. This class-exclusive feature, part of the Seating Flexibility Package, is standard on Limited and optional on SEL. You can also use a manual release on the side of the seat to lower the rear seatbacks in every Edge.

MOST VERSATILE. The center console inside Edge offers more possible storage configurations than any other vehicle in the class, thanks to a multipurpose set of movable dividers. Large enough to store a PDA, MP3 player, purse and even some types of laptop computers, it also has a concealed power point and a standard auxiliary audio input jack for use with your MP3 player.

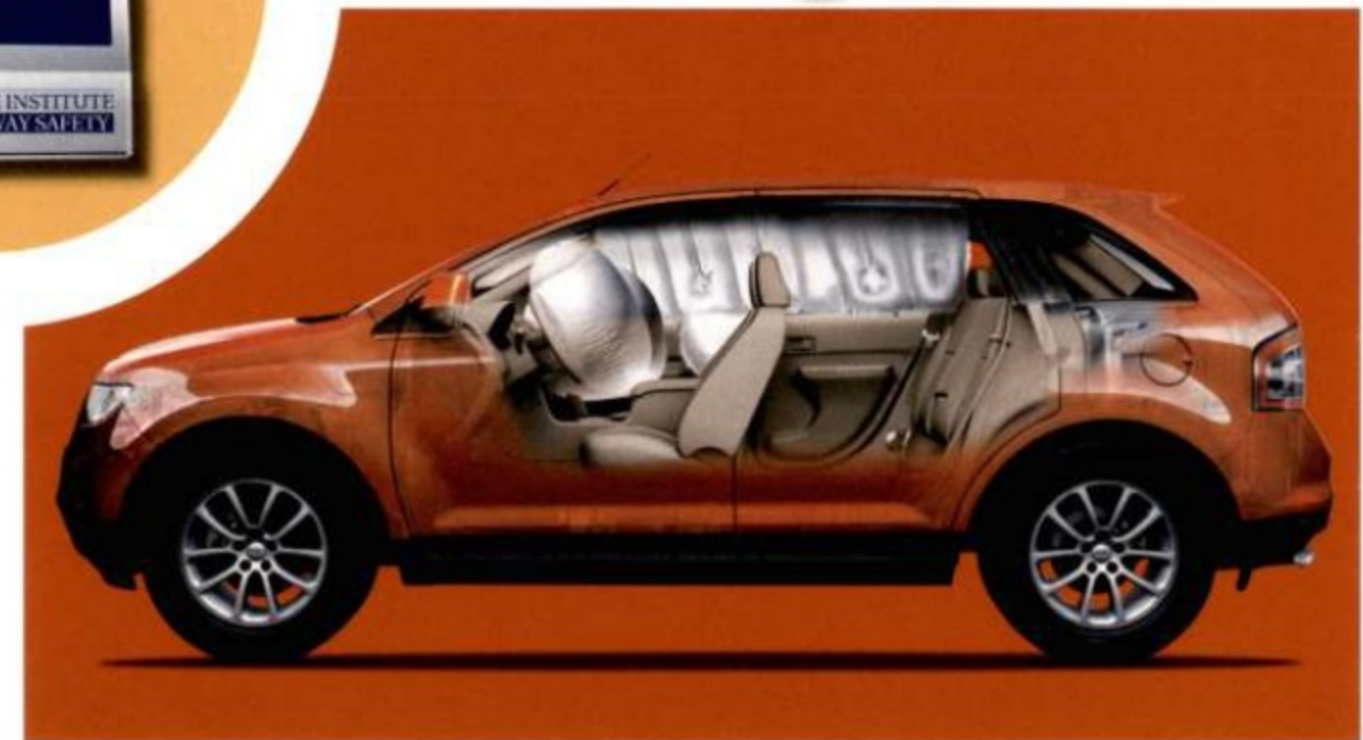


15
Flexibility



fordvehicles.com

TRUST ITS INNATE STABILITY.



STRONG BACKBONE. The BlockerBeam® front bumper underride protection system, side-intrusion door beams, energy-absorbing door-trim panels and bumper-to-bumper flow-through rails all help Edge manage energy and enhance its performance in the event of various types of collisions.

ALL 6 AIRBAGS STANDARD. Every Edge is equipped with front-seat side airbags, plus the dual-stage front airbags in our Personal Safety System® and the side-curtain airbags in our patented Safety Canopy® System.

17
Safety &
Security

Edge SEL in Blazing Copper Metallic with available equipment

Edge has been named a "Top Safety Pick" by the Insurance Institute for Highway Safety (IIHS) for achieving the highest rating in front and side crash tests and the rear impact test. Of course, it's no surprise since every Edge comes equipped with an extensive array of safety and security features including our AdvanceTrac® with class-exclusive RSC® (Roll Stability Control™). AdvanceTrac with RSC is an electronic stability enhancement

system that actually measures what other manufacturers' systems ignore or can only estimate. A vehicle-roll motion sensor directly measures the vehicle's roll-rate at least 100 times per second, helping determine when and how the Anti-lock Brake System (ABS), traction control and yaw control will be engaged. It helps in many situations, such as during an emergency maneuver or when driving on slippery or uneven surfaces.

Remember that even advanced technology cannot overcome the laws of physics. It's always possible to lose control of a vehicle due to inappropriate driver input for the conditions. For more information on AdvanceTrac with RSC, visit fordvehicles.com.

DIMENSIONS

EDGE



EXTERIOR (in.)

| | |
|--|-------|
| A. Vehicle length | 185.7 |
| B. Wheelbase | 111.2 |
| C. Overhang - Front | 37.0 |
| D. Overhang - Rear | 37.5 |
| E. Width - excluding mirrors | 75.8 |
| including mirrors | 87.5 |
| mirrors folded | 79.1 |
| F. Height (with options) | 68.7 |
| G. Minimum running ground clearance | 7.9 |
| H. Liftover height | 30.8 |
| I. Ramp breakover angle | 17.2° |
| J. Angle of approach | 16.5° |
| K. Angle of departure | 26.6° |

INTERIOR (in.)

Front

| | |
|---------------------------------|------|
| Head room (without Vista Roof™) | 40.0 |
| Shoulder room | 58.9 |
| Hip room | 54.8 |
| Leg room | 40.7 |

Rear

| | |
|--------------------------------|------|
| Head room (without Vista Roof) | 39.3 |
| Shoulder room | 58.8 |
| Hip room | 56.3 |
| Leg room | 39.6 |

Cargo Volume (cu. ft.)

| | |
|--------------------|------|
| Behind front seats | 69.0 |
| Behind rear seat | 32.2 |

FIND YOUR EDGE.

19
Edge

Ford Edge is available in your choice of 3 well-equipped models: the sporty SE, the stylish SEL and the luxurious new Limited. Which is the best fit for your scene? That call is all yours.

Each series includes the standard equipment of the previous series, except where additions/exceptions are noted.

SE

Chrome 3-bar grille • 17" painted-aluminum wheels • Quad-beam halogen headlamps • Black exterior door handles, power sideview mirrors, rear spoiler and rocker moldings • Dual steel exhaust tips • Cloth seats • Front bucket seats with manual driver lumbar • Rear 60/40 split fold-flat seat with manually reclining seatbacks • AM/FM stereo with single-CD player and MP3 capability • Auxiliary audio input jack • Overhead console with sunglasses holder • Remote keyless-entry system

SEL

Body-color-painted exterior door handles, sideview mirror accents and rear spoiler • Dual chrome exhaust tips • Fog lamps with chrome bezels • Unique cloth seats • 6-way power driver seat • Premium AM/FM stereo/6-disc in-dash CD changer with MP3 capability • Leather-wrapped steering wheel and shift knob • Message center • Additional chrome accents on registers and shifter stalk • Unique aluminum instrument panel finish • Convenience Group with automatic headlamps, auto-dimming rearview mirror, driver-side keyless-entry keypad and secondary steering wheel-mounted audio controls

Limited

18" premium aluminum chrome-clad wheels • Reverse Sensing System • Ford SYNC™ • Audiophile® Sound System with 9 speakers • Unique brushed-aluminum finish on center stack panel and door-sill scuff plates

Premium Package, including: Leather-trimmed seating • Heated front seats with memory and driver easy-entry feature • Heated sideview mirrors with security approach lamps and memory • Dual-zone Electronic Automatic Temperature Control • Particulate air filter

Seating Flexibility Package, including: Leather-trimmed seating • 6-way power fold-flat front-passenger seat • EasyFold™ rear seatback release

Edge Limited in White Sand Tri-Coat Metallic,
Edge SE in Black and Edge SEL in Blazing Copper Metallic



fordaccessoriesstore.com



Edge SEL in Blazing Copper Metallic with available equipment and select Genuine Ford Accessories

GENUINE FORD ACCESSORIES.


21
Edge



ALL-WEATHER FLOOR MATS



ELLIPTICAL CROSSBARS FOR O.E. RACKS



MOBILE-EASE™



REMOTE START SYSTEM

Engineered by Ford for excellent fit and long-wearing durability, Genuine Ford Accessories offer you serious style and quality. When installed by your Ford Dealer at the time of purchase or lease, they're backed by a 3-year/36,000-mile Limited Warranty.¹ And now, Ford's vehicle Accessorizer puts personalization in the fast lane. This exciting online tool lets you see how Genuine Ford Accessories

will look on your new 2008 Ford Edge or any other Ford, Lincoln or Mercury vehicle. Take it for a test drive today at fordaccessoriesstore.com.

¹12-month/12,000-mile limited warranty if Genuine Ford Accessories are not installed by a Ford Dealer or are purchased after initial vehicle sale or lease. See your dealer for details.



fordaccessoriesstore.com

STANDARD FEATURES

MECHANICAL

3.5L Duratec 35 V6 engine
6-speed automatic transmission
4-wheel power disc brakes with Anti-lock Brake System (ABS)
17" painted-aluminum wheels (P235/65R17 BSW tires) **A**
Class I towing
Front-wheel drive
Fuel tank capacity – 19-gallon FWD, 20-gallon AWD
Independent front and rear suspension
Mini spare tire
Power steering

SAFETY/SECURITY

Personal Safety System[®] for driver and front passenger – Includes dual-stage front airbags,¹ safety belt pretensioners, safety belt energy-management retractors, safety belt usage sensors, driver-seat position sensor, crash severity sensor, restraint control module and Front-Passenger Sensing System
Adjustable head restraints
AdvanceTrac[®] with RSC[®] (Roll Stability Control[™])
Autolock
Battery saver with headlamps-off delay
Belt-Minder[®] safety belt reminder – Front
Child-safety rear door locks
Front-seat side airbags¹
Height-adjustable shoulder safety belts – Front
Illuminated entry system
LATCH – Lower anchors and tether anchors for child-safety seats (2 in rear)
Safety Canopy[®] System with side-curtain airbags¹ and rollover sensor
SecuriLock[®] passive anti-theft ignition system
Tire Pressure Monitoring System (excludes spare)

INTERIOR

12v power points (4) – Instrument panel, front console, rear seat and cargo area
Accessory delay for power features
Air conditioning – Manual with rear-seat vents
AM/FM stereo/single-CD player with MP3 capability, clock and 4 speakers
Assist handles – B-pillar (2)
Auxiliary audio input jack
Cargo area light
Center console with deep-bin armrest, dividers, power point, and 2 cupholders
Coat hooks – 2
Cruise control – Steering wheel-mounted
Cupholders/beverage holders – 6
Dome/map lights – Front and rear rows
Dual-tone electric horn
Floor mats – Front and rear carpeted
Instrumentation (tachometer, lamp outage, low fuel warning, low washer fluid, low oil pressure, door ajar, liftgate ajar and coolant temperature indicator)
Map pockets – Driver and front-passenger seatbacks and in all 4 door panels with 2 beverage holders in front door panels
Overhead console with sunglasses holder

INTERIOR (continued)

Power door locks
Power windows with one-touch-up/-down driver-window feature
Rear-seat fold-down armrest with 2 cupholders
Rear-window defroster
Seats – Front bucket seats with driver manual lumbar; rear 60/40 split fold-flat seat with manually reclining seatbacks
Steering column – Manual tilt and telescoping
Sun visors – Adjustable driver and front-passenger

EXTERIOR

Antenna – Roof-mounted
Door handles – Black
Exhaust tips – Dual steel
Grille – Chrome 3-bar design
Headlamps – Quad-beam halogen
Power sideview mirrors with manual fold-away design
Privacy glass (rear doors, rear quarter windows and liftgate window)
Rear spoiler – Black
Remote keyless-entry system with 2 integrated key fobs
Rocker moldings – Black
Windshield wipers – Front: variable-intermittent with washer; Rear: 2-speed with washer

¹Always wear your safety belt and secure children in the rear seat.

ENGINE

| | 3.5L Duratec 35 V6 |
|------------------------|--------------------|
| Horsepower (hp @ rpm) | 265 @ 6250 |
| Torque (lb.-ft. @ rpm) | 250 @ 4500 |

TRAILER TOWING APPLICATIONS

MAXIMUM LOADED TRAILER WEIGHT (lbs.)

| | |
|----------|------|
| Class I | 2000 |
| Class II | 3500 |

Maximum weights shown are for properly equipped vehicles with required equipment and a 150-lb. driver. Weight of additional options, equipment, passengers and cargo must be deducted from this weight. For additional information, see your Ford Dealer.

Comparisons based on 2007 competitive models (Medium 5-Passenger CUV class with standard 6-cylinder engine), publicly available information and Ford certification data at time of printing. Some features discussed may be optional. Vehicles shown may contain optional equipment. Features shown may be offered only in combination with other options or subject to additional ordering requirements or limitations. Dimensions shown may vary due to optional features and/or production variability. Following publication of the catalog, certain changes in standard equipment, options and the like, or product delays may have occurred which would not be included in these pages. Your Ford Dealer is the best source for up-to-date information. Ford Division reserves the right to change product specifications at any time without incurring obligations.

Ford Edge received the highest numerical score among midsize multi-activity vehicles in the proprietary J.D. Power and Associates 2007 Automotive Performance, Execution and Layout Study.[™] Study based on responses from 91,335 new-vehicle owners, measuring 328 models, and measures opinions after 90 days of ownership. Proprietary study results are based on experiences and perceptions of owners surveyed in February–May 2007. Your experiences may vary. Visit jdpower.com.

FEATURES & OPTIONS

| | SE | SEL | LIMITED |
|-------------------------------------|-------------------------------------|-------------------------------------|--|
| | | | MECHANICAL |
| <input type="checkbox"/> | <input type="checkbox"/> | <input type="checkbox"/> | All-Wheel-Drive system |
| <input type="checkbox"/> | <input type="checkbox"/> | <input type="checkbox"/> | 18" painted-aluminum wheels B |
| <input type="checkbox"/> | <input type="checkbox"/> | <input type="checkbox"/> | 18" premium painted-aluminum wheels D |
| <input type="checkbox"/> | <input type="checkbox"/> | <input checked="" type="checkbox"/> | 18" premium aluminum chrome-clad wheels C |
| <input type="checkbox"/> | <input type="checkbox"/> | <input type="checkbox"/> | 20" premium aluminum chrome-clad wheels E |
| <input type="checkbox"/> | <input type="checkbox"/> | <input checked="" type="checkbox"/> | P245/60R18 all-season BSW tires |
| <input type="checkbox"/> | <input type="checkbox"/> | <input type="checkbox"/> | P245/50R20 all-season BSW tires |
| | | | SAFETY/SECURITY |
| <input type="checkbox"/> | <input type="checkbox"/> | <input checked="" type="checkbox"/> | Reverse Sensing System |
| | | | SEATING |
| <input checked="" type="checkbox"/> | <input type="checkbox"/> | <input type="checkbox"/> | Cloth trim – Front bucket seats with manual driver lumbar and driver/passenger recline |
| <input type="checkbox"/> | <input checked="" type="checkbox"/> | <input type="checkbox"/> | Unique cloth trim – Front bucket seats with 6-way power driver seat, manual driver lumbar and driver/passenger recline |
| <input type="checkbox"/> | <input checked="" type="checkbox"/> | <input checked="" type="checkbox"/> | Leather-trim – Front bucket seats with 6-way power driver and front-passenger seats and manual driver lumbar |
| <input type="checkbox"/> | <input checked="" type="checkbox"/> | <input checked="" type="checkbox"/> | EasyFold [™] rear seatback release |
| <input type="checkbox"/> | <input checked="" type="checkbox"/> | <input checked="" type="checkbox"/> | Fold-flat front-passenger seat |
| | | | INTERIOR |
| <input checked="" type="checkbox"/> | <input checked="" type="checkbox"/> | <input type="checkbox"/> | Air conditioning – Manual |
| <input type="checkbox"/> | <input checked="" type="checkbox"/> | <input checked="" type="checkbox"/> | Air conditioning – Dual-zone Electronic Automatic Temperature Control with particulate air filter |
| <input checked="" type="checkbox"/> | <input type="checkbox"/> | <input type="checkbox"/> | AM/FM stereo/single-CD player with MP3 capability and 4 speakers |
| <input type="checkbox"/> | <input checked="" type="checkbox"/> | <input type="checkbox"/> | Premium AM/FM stereo/6-disc in-dash CD changer with MP3 capability, 4 speakers and secondary steering wheel-mounted audio controls |
| <input type="checkbox"/> | <input type="checkbox"/> | <input checked="" type="checkbox"/> | Audiophile [®] Sound System with 9 speakers |
| <input type="checkbox"/> | <input type="checkbox"/> | <input type="checkbox"/> | Floor mats – All-weather (in addition to standard carpeted floor mats) |
| <input type="checkbox"/> | <input type="checkbox"/> | <input checked="" type="checkbox"/> | Ford SYNC [™] – Voice-activated in-vehicle communications and entertainment system (available Fall 2007) |
| <input type="checkbox"/> | <input checked="" type="checkbox"/> | <input checked="" type="checkbox"/> | Message center with trip computer and compass display |
| <input type="checkbox"/> | <input type="checkbox"/> | <input type="checkbox"/> | Navigation System – Voice-activated, DVD-based with Audiophile Sound System |
| <input type="checkbox"/> | <input type="checkbox"/> | <input type="checkbox"/> | Rear Cargo Management System |
| <input type="checkbox"/> | <input type="checkbox"/> | <input type="checkbox"/> | Rear-Seat DVD Entertainment System with 8" screen, 2 sets of wireless headphones (not available with Vista Roof [™]) |

| | SE | SEL | LIMITED |
|-------------------------------------|-------------------------------------|-------------------------------------|--|
| | | | INTERIOR (continued) |
| <input type="checkbox"/> | <input type="checkbox"/> | <input type="checkbox"/> | SIRIUS Satellite Radio (with 6-month subscription) |
| <input type="checkbox"/> | <input checked="" type="checkbox"/> | <input checked="" type="checkbox"/> | Steering wheel – Leather-wrapped with cruise and secondary audio controls |
| <input type="checkbox"/> | <input checked="" type="checkbox"/> | <input checked="" type="checkbox"/> | Sun visors with illuminated vanity mirrors |
| | | | EXTERIOR |
| <input checked="" type="checkbox"/> | <input type="checkbox"/> | <input type="checkbox"/> | Door handles and rear spoiler – Black |
| <input type="checkbox"/> | <input checked="" type="checkbox"/> | <input checked="" type="checkbox"/> | Door handles and rear spoiler – Body-color |
| <input checked="" type="checkbox"/> | <input type="checkbox"/> | <input type="checkbox"/> | Exhaust tips – Dual steel |
| <input type="checkbox"/> | <input checked="" type="checkbox"/> | <input checked="" type="checkbox"/> | Exhaust tips – Dual chrome |
| <input type="checkbox"/> | <input checked="" type="checkbox"/> | <input checked="" type="checkbox"/> | Fog lamps with chrome bezels |
| <input checked="" type="checkbox"/> | <input type="checkbox"/> | <input type="checkbox"/> | Mirrors – Black, power, sideview with manual fold-away design |
| <input type="checkbox"/> | <input checked="" type="checkbox"/> | <input checked="" type="checkbox"/> | Mirrors – Body-color, power, sideview with manual fold-away design |
| <input type="checkbox"/> | <input type="checkbox"/> | <input type="checkbox"/> | Power liftgate |
| <input type="checkbox"/> | <input type="checkbox"/> | <input type="checkbox"/> | Roof side rails – Black (not available with Vista Roof) |
| <input type="checkbox"/> | <input type="checkbox"/> | <input type="checkbox"/> | Vista Roof – Panoramic 2-panel glass roof with power tilt and open features on front panel and dual power sunshades for both panels |
| | | | PACKAGES |
| <input type="checkbox"/> | <input type="checkbox"/> | <input type="checkbox"/> | Class II Trailer Tow Package – Includes Class II hitch receiver, engine oil cooler, larger radiator, upgraded cooling fans, upgraded battery (68-amp) and wiring harness with 4-pin connector (3500 lbs. max.) |
| <input type="checkbox"/> | <input checked="" type="checkbox"/> | <input checked="" type="checkbox"/> | Convenience Group – Includes automatic headlamps with wiper activation, auto-dimming rearview mirror, driver-side illuminated keyless-entry keypad and secondary steering wheel-mounted audio controls |
| <input type="checkbox"/> | <input type="checkbox"/> | <input type="checkbox"/> | Interior Appearance Package – Includes premium Charcoal Black and Red leather-trimmed seats and Red contrast stitching on steering wheel and shift knob (available with Black, Redfire and Vapor Silver) |
| <input type="checkbox"/> | <input type="checkbox"/> | <input checked="" type="checkbox"/> | Premium Package ² – Includes Dual-zone Electronic Automatic Temperature Control with particulate air filter, Universal Garage Door Opener, security approach lamps, heated front seats and sideview mirrors, leather-trimmed seating, memory front seats and sideview mirrors, and driver seat easy-entry feature |
| <input type="checkbox"/> | <input type="checkbox"/> | <input checked="" type="checkbox"/> | Seating Flexibility Package ² – Includes leather-trimmed seating with 6-way power front-passenger seat; fold-flat front-passenger seat; and EasyFold rear seatback release |

● Standard ● Available as Part of a Package ○ Optional — Not Available

²Premium Package and Seating Flexibility Package are not available together on SEL. For both packages, order a Limited. Audiophile is a registered trademark of Audiophile, Inc. © 2007 SIRIUS Satellite Radio Inc. "SIRIUS," the SIRIUS dog logo and "The Best Radio on Radio" are registered trademarks of SIRIUS Satellite Radio Inc.

WHEELS

- A** 17" Painted-Aluminum Standard on SE and SEL
- B** 18" Painted-Aluminum Optional on SE
- C** 18" Premium Aluminum Chrome-Clad Standard on Limited; Optional on SEL
- D** 18" Premium Painted-Aluminum Optional on SEL
- E** 20" Premium Aluminum Chrome-Clad Optional on Limited



COLORS AND TRIM.



Camel Cloth
Standard on SE



Unique Camel Cloth
Standard on SEL




Camel Leather
Standard on Limited; Optional on SEL



Medium Light Stone Cloth
Standard on SE



Unique Medium Light Stone Cloth
Standard on SEL



Medium Light Stone Leather
Standard on Limited; Optional on SEL



Charcoal Black Cloth
Standard on SE



Unique Charcoal Black Cloth
Standard on SEL



Charcoal Black Leather
Standard on Limited; Optional on SEL



Charcoal Black with Red Leather Inserts
Standard on Limited with
Interior Appearance Package

CAMEL

MEDIUM LIGHT STONE

CHARCOAL BLACK

SE

- Black¹
- Blazing Copper Metallic
- Crème Brûlée
- Dark Ink Blue Metallic²
- Light Ice Blue Metallic²
- Redfire Metallic¹
- Vapor Silver Metallic^{1,2}

SEL/LIMITED

- Black¹
- Blazing Copper Metallic
- Crème Brûlée
- Dark Ink Blue Metallic²
- Light Ice Blue Metallic²
- Redfire Metallic¹
- Vapor Silver Metallic^{1,2}
- White Sand Tri-Coat Metallic²

¹Available with Interior Appearance Package. ²New for 2008.



Black



Blazing Copper Metallic



Crème Brûlée



Dark Ink Blue Metallic



Light Ice Blue Metallic



Redfire Metallic



Vapor Silver Metallic



White Sand Tri-Coat Metallic

Ford uses clearcoat paint for beauty and protection. Colors shown are representative only. Not all colors are available on all models. See your dealer for actual paint/trim options. Vehicles shown may contain optional equipment.



New Vehicle Limited Warranty

We want your Ford Edge ownership experience to be the best it can be. So under this warranty, your new vehicle comes with 3-year/36,000-mile Bumper-to-Bumper Coverage, 5-year/60,000-mile Powertrain Warranty Coverage, 5-year/50,000-mile Safety Restraint Coverage, and 5-year/unlimited-mile Corrosion (Perforation) Coverage — all with no deductible. Please ask your Ford Dealer for a copy of this limited warranty.

For more assurance: The 5-year/60,000-mile powertrain limited warranty is fully transferable, has no deductible, and provides you with an additional 2 years or 24,000 miles of coverage — on select components, including the engine and transmission — beyond the standard 3-year/36,000-mile Bumper-to-Bumper Coverage. Roadside Assistance is extended to 5 years or 60,000 miles, so you have the security of knowing that help may be only a phone call away should you run out of fuel, lock yourself out of the vehicle, or need towing. Your Ford Dealer can provide complete details on all of these advantages.



Get the ride you want. Whether you plan to lease or finance, you'll find the choices that are right for you at Ford Credit. Ask your Ford Dealer for details or check us out at fordcredit.com.



Get Ford Motor Company quality in your auto insurance. Our program offers industry-leading benefits and competitive rates. Call 1-877-367-3847, or visit us at fordvip.com for a no-obligation quote. Insurance offered by American Road Services Company (in CA, American Road Insurance Agency), a licensed agency and subsidiary of Ford Motor Company.



For a purchase or lease, the Ford Extended Service Plan (ESP) gives you "Peace-of-Mind" protection designed to cover key vehicle components and protect you from the cost of unexpected repairs. Ask your dealer for an ESP, the only service contract backed exclusively by Ford and honored at all Ford Lincoln Mercury dealerships.



Genuine Ford Accessories are designed and engineered specifically for Ford vehicles. Visit our website at fordaccessoriesstore.com to use the Accessorizer, and to learn about complete accessory details and purchase instructions.

The Right Ford for You

Whether you're looking for a vehicle that can handle rugged adventures in the wild, the hectic demands of your everyday life or a bit of both, the Ford family of Crossovers and SUVs has you covered. From the big-family fun of the 9-passenger Expedition EL to the pure excitement of the Edge, our extensive lineup of boldly designed vehicles features a full range of passenger and cargo capabilities, high-tech powertrains, smooth-riding suspensions and all the latest creature comforts.

Visit fordvehicles.com to find your perfect match.



The All-New Taurus X



The New Escape & Escape Hybrid



Explorer



Sport Trac



Expedition & Expedition EL

