

2025

IS





JUMP TO:

[STYLES](#)

[PERFORMANCE](#)

[DESIGN](#)

[TECHNOLOGY](#)

[OWNERSHIP](#)

[SPECS](#)

[PACKAGES](#)

[BUILD YOUR IS](#)

[FIND A DEALER](#)

[VIEW LEXUS OFFERS](#)

ALL-IN ENGINEERING. ALL-OUT PERFORMANCE.

To deliver pure exhilaration, there are no shortcuts. Pushed to the limit at every turn, the 2025 IS line offers daring style, uncompromising engineering and a 472-horsepower¹ IS 500.



IS shown in Iridium³ (left) and
IS F SPORT shown in Ultrasonic Blue Mica 2.0³ (right)

IS 300

- 241-horsepower¹ in-line 4 turbo (RWD) or 260-horsepower¹ 3.5-liter V6 (AWD)
- All IS models include Lexus Safety System+ 2.5²

IS 300 / 350 F SPORT DESIGN

- 311-horsepower¹ 3.5-liter V6 (IS 350 RWD/AWD)
- F SPORT exterior styling

IS 300 / 350 F SPORT

- F SPORT seats with enhanced bolsters
- Aluminum sport pedals



IS 500 F SPORT Performance shown in Cloudburst Gray³

IS 500 F SPORT PERFORMANCE

- The IS 500 is the most powerful IS, with a 472-horsepower¹ 5.0-liter V8
- 4.4-second 0-60 time⁴

IS 500 F SPORT PERFORMANCE PREMIUM

- Triple-Beam LED headlamps
- Navigation System⁵ and Mark Levinson^{®6} Premium Surround Sound

IS 500 STYLES



IS F SPORT shown in Infrared³

MORE THAN TRACK-TESTED. TRACK-BORN.

Engineering a sport sedan this unrelenting requires a testing ground to match. Born on the demanding Shimoyama track, every element of the IS was honed to create optimum agility and responsiveness.



Visual effects shown. Do not attempt.



IS F SPORT shown in Iridium³

IS 300

- Available all-wheel drive
- Eight-speed Sport Direct-Shift automatic transmission (RWD)

IS 300 / 350 F SPORT DESIGN

- 0-60 in 5.6 seconds⁷ (IS 350 RWD)
- 0-60 in 6.1 seconds⁷ (IS 300 AWD)

IS 300 / 350 F SPORT

- Performance-inspired instrumentation
- 19-inch staggered-width alloy wheels
- F SPORT-tuned suspension

Learn more at
lexus.com/ISPerformance

PERFORMANCE
FEATURES
IS



IS 500 F SPORT Performance shown in Infrared³



IS 500 F SPORT PERFORMANCE

- Exclusive stacked quad exhaust tips
- Naturally aspirated V8 with 472 horsepower¹ at 7,100 rpm
- Yamaha[®] rear performance dampers
- F SPORT-tuned Adaptive Variable Suspension
- Torsen^{®8} limited-slip rear differential
- Two-piece aluminum 14.0-inch front and 12.7-inch rear brake rotors

Learn more at lexus.com/ISPerformance

PERFORMANCE FEATURES IS 500



IS shown with Rioja Red NuLuxe® and Black Geometric interior trim

PURE STYLE, INSIDE AND OUT.

With dramatic character lines on the outside, bold details inside and daring expressions of F SPORT styling, the 2025 IS line looks as aggressive as it feels.



IS shown in Iridium³

IS 300

- Low, imposing stance
- Aerodynamic, coupe-like silhouette
- Slim Bi-LED headlamps with integrated daytime running lights
- Distinctive singular LED Blade Taillamp
- Available 19-inch split-10-spoke alloy wheels
- Available heated and ventilated front seats

Learn more at
lexus.com/ISDesign

DESIGN
FEATURES
IS



IS F SPORT shown in Ultra White³

IS 300 / 350 F SPORT DESIGN

- F SPORT exterior styling, including grille surround and rear spoiler
- Silver and gray F SPORT badging

IS 300 / 350 F SPORT

- F SPORT seats with enhanced bolsters
- Silver and white F SPORT badging

- F SPORT Black Geometric interior trim
- Available 19-inch Black forged alloy BBS^{®9} wheels (IS 350 only)

Learn more at
lexus.com/ISDesign

DESIGN
FEATURES
IS F SPORT MODELS



IS 500 F SPORT Performance
shown in Cloudburst Gray³



IS 500 F SPORT PERFORMANCE

- Raised front hood
- Black F SPORT Performance interior and exterior badging
- 19-inch split-10-spoke Enkei alloy wheels with Dark Metallic finish
- Dark Chrome-finished window and mirror trim
- F SPORT Performance front door-sill scuff plates
- Satin interior trim

Learn more at
lexus.com/ISDesign

DESIGN
FEATURES
IS 500



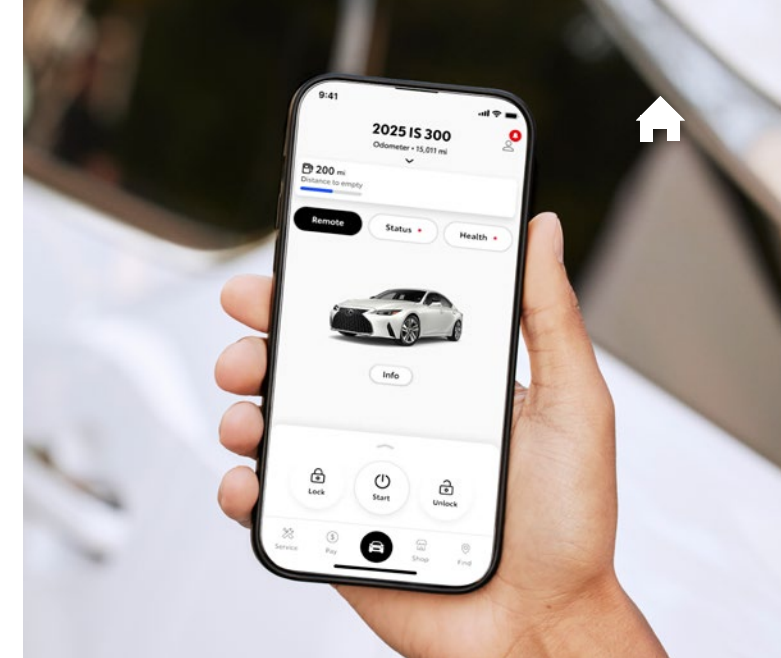
IS shown with Apple CarPlay[®] integration and Glazed Caramel NuLuxe interior trim

ONE MORE WAY YOU'LL FEEL CONNECTED

Offering a 10.3-inch pinch-and-zoom touchscreen multimedia display, this is more than technology that connects you—it's an extension of you.



IS F SPORT shown with Circuit Red NuLuxe interior trim



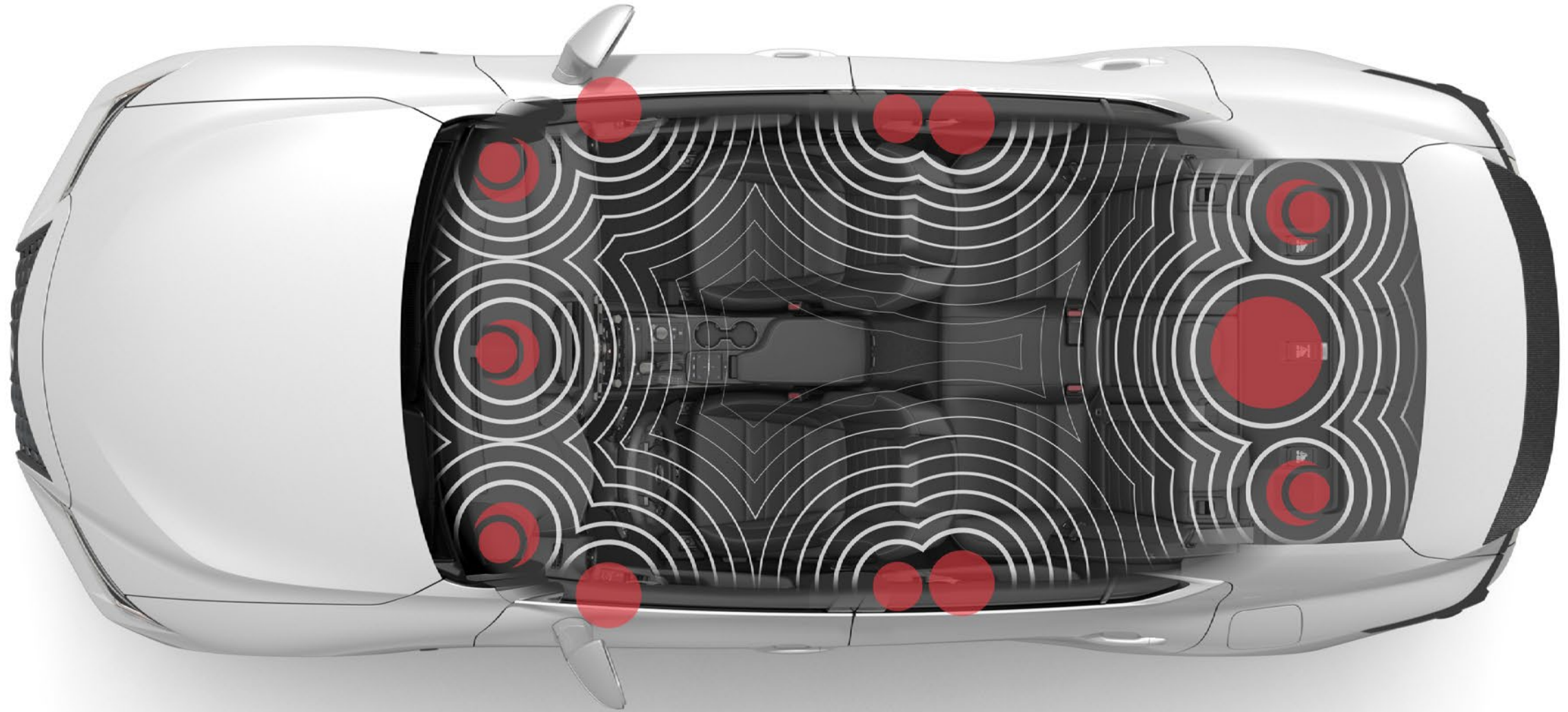
- Apple CarPlay^{®10} integration
- Android Auto^{™11} compatibility

- Lexus app (engine start with active Enform Remote¹² trial or subscription, service scheduling and more)
- Available Panoramic View Monitor¹³

- Performance-inspired instrumentation. The IS 500 takes the F SPORT digital gauges further with an exclusive startup animation.

Learn more at
lexus.com/ISTechnology

TECHNOLOGY
FEATURES



DON'T JUST
LISTEN. FEEL.

Unlock a deeper appreciation of sound—and experience music in its highest fidelity while being enveloped in a three-dimensional soundscape.

- 17 speakers
- 1,800 watts amplified power
- 7.1-channel architecture
- QuantumLogic^{®6} Surround



— Pre-Collision System with Pedestrian Detection¹⁴

— Full-Speed Range Dynamic Radar Cruise Control¹⁵

— Lane Departure Alert with Steering Assist¹⁶

— Lane Tracing Assist¹⁷

— Road Sign Assist¹⁸

— Automatic High Beams¹⁹

IS F SPORT shown in Iridium³

PEACE OF MIND, STANDARD.

Our integrated suite of standard safety equipment and convenience features, Lexus Safety System+ 2.5² adds peace of mind to every drive.

Learn more at
lexus.com/ISSafety

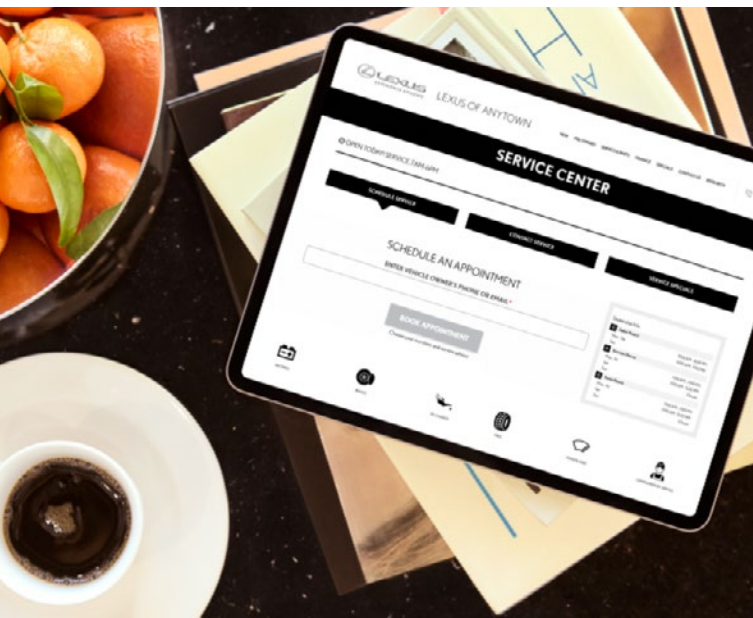
TECHNOLOGY
FEATURES



A COMPLETE SUITE OF
STANDARD SERVICES
AND BENEFITS

When you buy a Lexus, you're getting more than an exceptionally crafted vehicle, you're stepping into a world-class luxury experience like no other. Every new Lexus IS includes LexusCare, a suite of standard services and benefits that goes beyond your Lexus dealership to include exclusive event access, comprehensive Roadside Assistance²⁰ and more.

LEXUSCARE



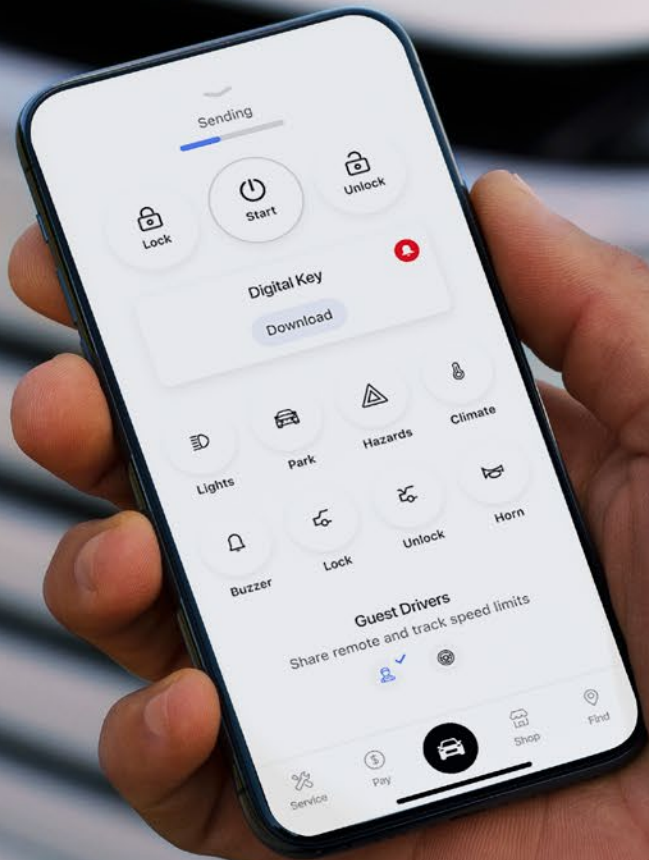
OWNERSHIP SERVICES

- Two complimentary maintenance services²¹
- 4-year/50,000-mile Basic Warranty²²

*4G network dependent

- Up to 10-year trial of Service Connect^{23*}
- Complimentary loaner vehicles²⁴

- Complimentary vehicle wash



SAFETY

- In addition to standard Lexus Safety System+ 2.5,² every IS also includes up to a 3-year trial of Safety Connect.^{25*}

*4G network dependent

CONNECTIVITY

- With LexusCare, every new IS comes standard with connectivity services, including a 3-year trial of Enform Remote^{12*} and a SiriusXM^{®26} 3-month trial subscription.



EXCLUSIVE EXPERIENCES

- Entertainment exclusives
- Elite culinary experiences

- Exclusive retailer offers
- VIP sporting event access

- Resort credits and more

Learn more at
lexus.com/LexusCare

IS 300

241

HORSEPOWER¹

IN-LINE 4

TURBOCHARGED
2.0-LITER ENGINE

258

LB-FT OF TORQUE

RWD

STANDARD

8

SPEED SPORT
DIRECT-SHIFT AUTOMATIC
TRANSMISSION

6.9 0-60 MPH
(SEC)⁷

21/31/25

CTY / HWY / CMB
MANUFACTURER-
ESTIMATED MPG²⁷

IS 300 AWD

260

HORSEPOWER¹

V6

3.5-LITER ENGINE

236

LB-FT OF TORQUE

AWD

STANDARD

6

SPEED
AUTOMATIC
TRANSMISSION

6.1 0-60 MPH
(SEC)⁷

19/26/22

CTY / HWY / CMB
MANUFACTURER-
ESTIMATED MPG²⁷

IS 350

311

HORSEPOWER¹

V6

3.5-LITER ENGINE

280

LB-FT OF TORQUE

RWD

STANDARD

8

SPEED SPORT
DIRECT-SHIFT AUTOMATIC
TRANSMISSION

5.6 0-60 MPH
(SEC)⁷

20/28/23

CTY / HWY / CMB
MANUFACTURER-
ESTIMATED MPG²⁷

IS 500

472

HORSEPOWER¹

V8

5.0-LITER ENGINE

395

LB-FT OF TORQUE

RWD

STANDARD

8

SPEED SPORT
DIRECT-SHIFT AUTOMATIC
TRANSMISSION

4.4 0-60 MPH
(SEC)⁴

17/25/20

CTY / HWY / CMB
MANUFACTURER-
ESTIMATED MPG²⁷



IS STYLES



IS 300

Standard features:

- Bi-LED headlamps, taillamps and daytime running lights
- NuLuxe® interior trim
- Eight-way power front seats
- Dual-zone climate control
- Heated outside mirrors
- Apple CarPlay®¹⁰ integration
- Android Auto™¹¹ compatibility
- Lexus Multimedia System with 8.0-in touchscreen display
- Lexus Enform Safety Connect,²⁵ Service Connect,²³ Remote¹² and Wi-Fi²⁸ trials.* Paid subscription required after trial.
- Blind Spot Monitor²⁹ with Rear Cross-Traffic Alert³⁰
- Backup camera³¹ with dynamic gridlines
- 10 standard airbags³²
- Lexus Safety System+ 2.5²

*4G network dependent

View all standard features and configure yours at lexus.com/ISBuild



IS 300/350 F SPORT DESIGN

Includes IS 300 features, and adds or replaces:

- Heated front seats
- Heated leather-trimmed steering wheel
- F SPORT exterior styling, including unique front and rear bumpers, grille surround, rear spoiler and exhaust tips
- F SPORT 19-in split-five-spoke alloy wheels with Dark Metallic finish and summer (RWD) or all-season (AWD) tires
- F SPORT Design exterior badging



IS 300/350 F SPORT

Includes IS 350 F SPORT Design features, and adds or replaces:

- Performance-inspired instrumentation with sliding bezel
- F SPORT-tuned suspension
- F SPORT heated leather-trimmed steering wheel
- F SPORT bolstered, heated and ventilated front seats
- 10-way power-adjustable driver's seat including lumbar support
- Four-way adjustable headrests
- Embossed interior door trim
- Black Geometric interior trim
- Aluminum sport pedals
- Lexus Memory System for driver's seat, outside mirrors and steering wheel
- Power tilt-and-telescopic steering wheel
- Power-folding outside mirrors with Dark Chrome-finished trim
- Dark Chrome-finished window trim
- F SPORT 19-in split-five-spoke staggered-width alloy wheels with Dark Metallic finish and summer (RWD) or all-season (AWD) tires



IS 500 STYLES



IS 500 F SPORT PERFORMANCE

Includes IS 350 F SPORT features, and adds or replaces:

- Drive Mode Select with Sport S/S+ and Custom modes
- Power tilt-and-slide moonroof
- Intuitive Parking Assist with Auto Braking³³ and Rear Cross-Traffic Braking³⁴
- Yamaha[®] rear performance dampers
- F SPORT-tuned Adaptive Variable Suspension
- Two-piece aluminum 14.0-in front and 12.7-in rear brake rotors
- Quad exhaust tips
- Raised front hood
- Satin interior trim
- F SPORT Performance front door-sill scuff plates
- IS 500 startup animation in multi-information display
- F SPORT Performance 19-in split-10-spoke staggered-width Enkei alloy wheels with Dark Metallic finish



IS 500 F SPORT PERFORMANCE PREMIUM

Includes IS 500 F SPORT Performance features, and adds or replaces:

- Panoramic View Monitor¹³
- Power rear sunshade
- Triple-Beam LED headlamps
- Navigation System⁵
- 10.3-in high-resolution touchscreen multimedia display
- Lexus Enform Dynamic Navigation,³⁵ Dynamic Voice Command³⁶ and Destination Assist³⁷ trials. Paid subscription required after trial. 4G network dependent. See lexus.com for details.
- Mark Levinson^{®6} 17-speaker, 1,800-watt Premium Surround Sound
- Machined aluminum control knobs



PACKAGES



COMFORT PACKAGE (IS 300)

- Heated and ventilated front seats
- Heated leather-trimmed steering wheel
- Power tilt-and-slide moonroof
- Rain-sensing windshield wipers
- Auto-dimming rearview mirror with HomeLink^{®38} system

PREMIUM PACKAGE (IS 300)

Includes Comfort Package features, and adds or replaces:

- Open-Pore Black interior trim
- Power tilt-and-telescopic steering column
- Outside mirrors with auto tilt-down in reverse
- Lexus Memory System for driver's seat, outside mirrors and steering wheel

- 19-in split-10-spoke alloy wheels with summer (RWD) or all-season (AWD) tires
- Front door-sill scuff plates
- Rear armrest with cupholders
- Power rear sunshade

HANDLING PACKAGE (IS 350 F SPORT)

- Drive Mode Select with Sport S/S+ and Custom modes
- F SPORT-tuned Adaptive Variable Suspension
- Torsen^{®8} limited-slip rear differential (RWD)



PACKAGES (CONT.)

CARBON FIBER BLACKOUT PACKAGE (IS 350 F SPORT)

Includes Handling Package features, and adds or replaces:

- 19-in Black BBS^{®9} forged alloy wheels with summer (RWD) or all-season (AWD) tires
- Carbon fiber rear spoiler
- Carbon fiber overlay mirror caps

*4G network dependent
†Limited availability

NAVIGATION PACKAGE

- Navigation System⁵
- 10.3-in high-resolution touchscreen multimedia display
- Lexus Enform Dynamic Navigation,³⁵ Dynamic Voice Command³⁶ and Destination Assist³⁷ trials.* Paid subscription required after trial.

NAVIGATION / MARK LEVINSON PACKAGE

Includes Navigation Package, plus:

- Mark Levinson[®] 17-speaker, 1,800-watt Premium Surround Sound
- Machined aluminum control knobs

IS 500 F SPORT PERFORMANCE SPECIAL APPEARANCE PACKAGE[†]

Includes IS 500 F SPORT Performance Premium features, and adds or replaces:

- Flare Yellow exterior paint
- 19-in Black BBS forged alloy wheels
- Black NuLuxe and Black Ultrasuede^{®39} interior trim with accent yellow stitching
- Floor mat⁴⁰ trim and key gloves with contrast stitching
- SmartAccess⁴¹ card key



OPTIONS



- Triple-Beam LED headlamps
- Power tilt-and-slide moonroof
- Power rear sunshade

- Panoramic View Monitor¹³
- Intuitive Parking Assist with Auto Braking³³ and Rear Cross-Traffic Braking³⁴

- Mark Levinson® 17-speaker, 1,800-watt Premium Surround Sound



WHEELS



18-in

Split-five-spoke alloy wheels
STANDARD
IS 300



19-in

Black BBS® forged
alloy wheels
AVAILABLE
IS 350 F SPORT,
IS 500 F SPORT
Performance,
IS 500 F SPORT
Performance Premium



19-in

Split-10-spoke alloy wheels
AVAILABLE
IS 300



19-in

Split-10-spoke
Enkei alloy wheels with
Dark Metallic finish
STANDARD
IS 500 F SPORT
Performance,
IS 500 F SPORT
Performance Premium



19-in

Split-five-spoke alloy wheels
with Dark Metallic finish
STANDARD
IS 300/350 F SPORT Design,
IS 300/350 F SPORT



IS F SPORT shown in Ultra White³


**MATADOR RED MICA
EXTERIOR**



**GLAZED CARAMEL NULUXE®
INTERIOR**



**BLACK NULUXE
INTERIOR**



**BLACK METALLIC
INTERIOR TRIM**



**OPEN-PORE BLACK
INTERIOR TRIM**

IS 300

IS 300

IS 300

IS 300

This page is meant to represent color combinations for exterior, interior seat surfaces and trims available on the IS line. For specific combination details, which can vary by style, visit lexus.com/ISBuild.



GLAZED
CARAMEL
NULUXE®
INTERIOR

WHITE
NULUXE
INTERIOR

BLACK
NULUXE
INTERIOR

SATIN
INTERIOR TRIM

BLACK
GEOMETRIC
INTERIOR TRIM

BLACK
METALLIC
INTERIOR TRIM

IS 300/350 F SPORT DESIGN

IS 300/350 F SPORT
IS 500 F SPORT
PERFORMANCE
IS 500 F SPORT
PERFORMANCE PREMIUM

IS 300/350 F SPORT DESIGN
IS 300/350 F SPORT
IS 500 F SPORT
PERFORMANCE
IS 500 F SPORT
PERFORMANCE PREMIUM

IS 500 F SPORT
PERFORMANCE
IS 500 F SPORT
PERFORMANCE PREMIUM

IS 300/350 F SPORT

IS 300/350 F SPORT
DESIGN



**GLAZED
CAMEL
NULUXE®
INTERIOR**

**RIOJA RED
NULUXE
INTERIOR**

**CIRCUIT RED
NULUXE
INTERIOR**

**WHITE
NULUXE
INTERIOR**

**BLACK
NULUXE
INTERIOR**

**SATIN
INTERIOR TRIM**

**BLACK
GEOMETRIC
INTERIOR TRIM**

**BLACK
METALLIC
INTERIOR TRIM**

IS 300/350 F SPORT
DESIGN

IS 300/350 F SPORT
DESIGN

IS 300/350 F SPORT
IS 500 F SPORT
PERFORMANCE
IS 500 F SPORT
PERFORMANCE
PREMIUM


IS 300/350 F SPORT
IS 500 F SPORT
PERFORMANCE
IS 500 F SPORT
PERFORMANCE
PREMIUM

IS 300/350 F SPORT
DESIGN
IS 300/350 F SPORT
IS 500 F SPORT
PERFORMANCE
IS 500 F SPORT
PERFORMANCE
PREMIUM

IS 500 F SPORT
PERFORMANCE
IS 500 F SPORT
PERFORMANCE
PREMIUM

IS 300/350 F SPORT

IS 300/350 F SPORT
DESIGN



GLAZED
CARAMEL
NULUXE®
INTERIOR

RIOJA RED
NULUXE
INTERIOR

CIRCUIT RED
NULUXE
INTERIOR

WHITE
NULUXE
INTERIOR

BLACK
NULUXE
INTERIOR

SATIN
INTERIOR TRIM

BLACK
GEOMETRIC
INTERIOR TRIM

BLACK
METALLIC
INTERIOR TRIM

OPEN-PORE
BLACK
INTERIOR TRIM

IS 300
IS 300/350 F SPORT
DESIGN

IS 300
IS 300/350 F SPORT
DESIGN

IS 300/350 F SPORT
IS 500 F SPORT
PERFORMANCE
IS 500 F SPORT
PERFORMANCE
PREMIUM

IS 300/350 F SPORT
IS 500 F SPORT
PERFORMANCE
IS 500 F SPORT
PERFORMANCE
PREMIUM

IS 300
IS 300/350 F SPORT
DESIGN
IS 300/350 F SPORT
IS 500 F SPORT
PERFORMANCE
IS 500 F SPORT
PERFORMANCE
PREMIUM

IS 500 F SPORT
PERFORMANCE
IS 500 F SPORT
PERFORMANCE
PREMIUM

IS 300/350 F SPORT

IS 300
IS 300/350 F SPORT
DESIGN

IS 300



GLAZED
CAMEL
NULUXE®
INTERIOR

RIOJA RED
NULUXE
INTERIOR

CIRCUIT RED
NULUXE
INTERIOR

WHITE
NULUXE
INTERIOR

BLACK
NULUXE
INTERIOR

SATIN
INTERIOR TRIM

BLACK
GEOMETRIC
INTERIOR TRIM

BLACK
METALLIC
INTERIOR TRIM

OPEN-PORE
BLACK
INTERIOR TRIM

IS 300
IS 300/350 F SPORT
DESIGN

IS 300
IS 300/350 F SPORT
DESIGN

IS 300/350 F SPORT
IS 500 F SPORT
PERFORMANCE
IS 500 F SPORT
PERFORMANCE
PREMIUM

IS 300/350 F SPORT
IS 500 F SPORT
PERFORMANCE
IS 500 F SPORT
PERFORMANCE
PREMIUM

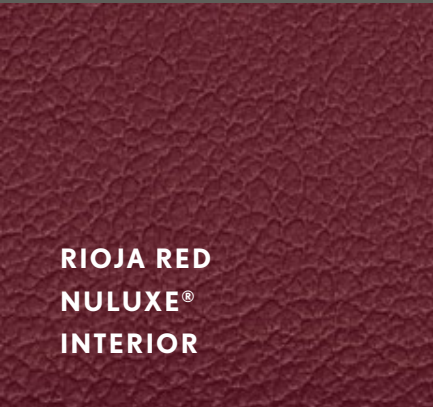
IS 300
IS 300/350 F SPORT
DESIGN
IS 300/350 F SPORT
IS 500 F SPORT
PERFORMANCE
IS 500 F SPORT
PERFORMANCE
PREMIUM

IS 500 F SPORT
PERFORMANCE
IS 500 F SPORT
PERFORMANCE
PREMIUM

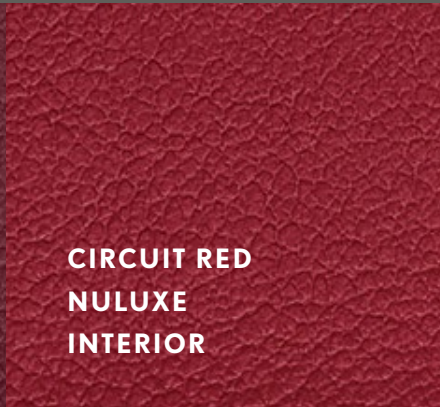
IS 300/350 F SPORT

IS 300
IS 300/350 F SPORT
DESIGN

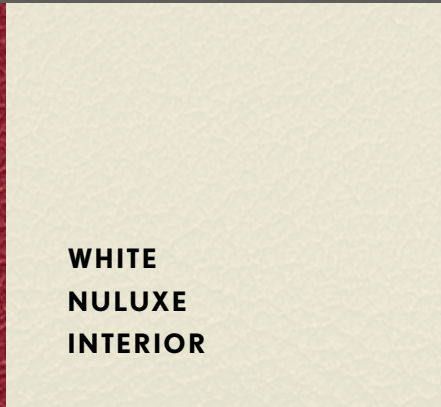
IS 300



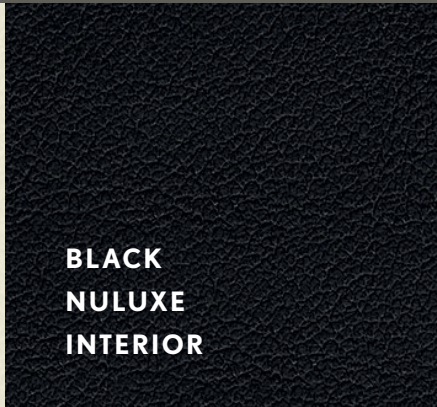
**RIOJA RED
NULUXE®
INTERIOR**



**CIRCUIT RED
NULUXE
INTERIOR**



**WHITE
NULUXE
INTERIOR**



**BLACK
NULUXE
INTERIOR**



**SATIN
INTERIOR TRIM**



**BLACK
GEOMETRIC
INTERIOR TRIM**



**BLACK
METALLIC
INTERIOR TRIM**

IS 350 F SPORT
DESIGN

IS 350 F SPORT
IS 500 F SPORT
PERFORMANCE
IS 500 F SPORT
PERFORMANCE
PREMIUM


IS 350 F SPORT
IS 500 F SPORT
PERFORMANCE
IS 500 F SPORT
PERFORMANCE
PREMIUM

IS 350 F SPORT
DESIGN
IS 350 F SPORT
IS 500 F SPORT
PERFORMANCE
IS 500 F SPORT
PERFORMANCE
PREMIUM

IS 500 F SPORT
PERFORMANCE
IS 500 F SPORT
PERFORMANCE
PREMIUM

IS 300/350 F SPORT

IS 300/350 F SPORT
DESIGN



**GLAZED
CARAMEL
NULUXE®
INTERIOR**

**RIOJA RED
NULUXE
INTERIOR**

**CIRCUIT RED
NULUXE
INTERIOR**

**WHITE
NULUXE
INTERIOR**

**BLACK
NULUXE
INTERIOR**

**SATIN
INTERIOR TRIM**

**BLACK
GEOMETRIC
INTERIOR TRIM**

**BLACK
METALLIC
INTERIOR TRIM**

**OPEN-PORE
BLACK
INTERIOR TRIM**

IS 300
IS 300/350 F SPORT
DESIGN

IS 300
IS 300/350 F SPORT
DESIGN

IS 300/350 F SPORT
IS 500 F SPORT
PERFORMANCE
IS 500 F SPORT
PERFORMANCE
PREMIUM

IS 300/350 F SPORT
IS 500 F SPORT
PERFORMANCE
IS 500 F SPORT
PERFORMANCE
PREMIUM

IS 300
IS 300/350 F SPORT
DESIGN
IS 300/350 F SPORT
IS 500 F SPORT
PERFORMANCE
IS 500 F SPORT
PERFORMANCE
PREMIUM

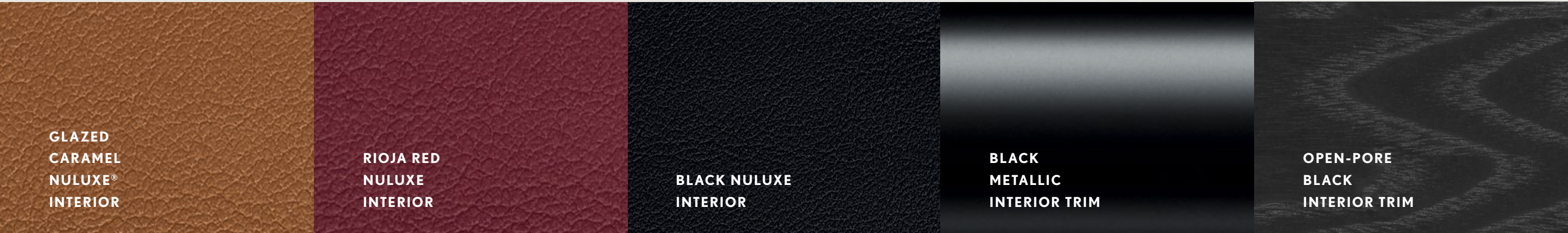
IS 500 F SPORT
PERFORMANCE
IS 500 F SPORT
PERFORMANCE
PREMIUM

IS 300/350 F SPORT

IS 300
IS 300/350 F SPORT
DESIGN

IS 300

EMINENT WHITE PEARL*
EXTERIOR



**GLAZED
CARAMEL
NULUXE®
INTERIOR**

**RIOJA RED
NULUXE
INTERIOR**

**BLACK NULUXE
INTERIOR**

**BLACK
METALLIC
INTERIOR TRIM**

**OPEN-PORE
BLACK
INTERIOR TRIM**

IS 300

IS 300

IS 300

IS 300

IS 300

ULTRA WHITE*
EXTERIOR



**GLAZED
CARAMEL
NULUXE®
INTERIOR**

**RIOJA RED
NULUXE
INTERIOR**

**CIRCUIT RED
NULUXE
INTERIOR**

**WHITE
NULUXE
INTERIOR**

**BLACK
NULUXE
INTERIOR**

**SATIN
INTERIOR TRIM**

**BLACK
GEOMETRIC
INTERIOR TRIM**

**BLACK
METALLIC
INTERIOR TRIM**

IS 300/350 F SPORT
DESIGN

IS 300/350 F SPORT
DESIGN

IS 300/350 F SPORT
IS 500 F SPORT
PERFORMANCE
IS 500 F SPORT
PERFORMANCE
PREMIUM

IS 300/350 F SPORT
IS 500 F SPORT
PERFORMANCE
IS 500 F SPORT
PERFORMANCE
PREMIUM

IS 300/350 F SPORT
DESIGN
IS 300/350 F SPORT
IS 500 F SPORT
PERFORMANCE
IS 500 F SPORT
PERFORMANCE
PREMIUM

IS 500 F SPORT
PERFORMANCE
IS 500 F SPORT
PERFORMANCE
PREMIUM

IS 300/350 F SPORT

IS 300/350 F SPORT
DESIGN

ACCESSORIES



- All-weather floor liners⁴⁰
- All-weather floor mats⁴⁰
- All-weather trunk tray
- Alloy wheel locks
- Body side moldings
- Cargo net⁴²
- Carpet floor mats⁴⁰

- Carpet trunk mat
- Coin holder / ashtray cup
- Door edge film by 3M™
- Door edge guards
- Emergency assistance kit
- First aid kit
- Glass breakage sensor

- Illuminated door sills
- Illuminated trunk sill
- Key gloves with Lexus logo
- Lexus Universal Tablet Holder
- Paint protection film by 3M™⁴³
- Rear bumper appliqué
- Rear spoiler

F SPORT ACCESSORIES

- Key gloves with F logo
- Lowering springs

Learn more⁴⁴ at
lexus.com/accessories



LEXUS PERFORMANCE DRIVING SCHOOL

The Lexus Performance Driving School is a full-day program where you'll get to experience vehicles infused with the DNA of the RCF GT3 racecar firsthand. Designed to build driving skills and confidence—on and off the track—it's nothing short of pure exhilaration.



Driver Development

Elevate your driving skills with personalized coaching across a variety of driving activities, from cornering to throttle techniques.



Lexus Performance

Learn how Lexus performance design, features and technologies deliver a feeling of extreme driver engagement and a pure passion for driving.



Iconic Circuits

Take the driver's seat and unleash your driving prowess at some of the most iconic motorsports venues in the United States.

Learn more at
LexusPerformanceDrivingSchool.com

Restrictions for participation apply, including but not limited to: minimum age requirements, valid driver's license and proof of insurance.

PERFORMANCE
DRIVING
SCHOOL



BUILD YOUR IS

FIND A DEALER

VIEW LEXUS OFFERS

WARRANTY Four-year/50,000-mile Lexus Limited Warranty. Six-year/70,000-mile Powertrain Warranty. Six-year/unlimited-mileage Corrosion Perforation Warranty. All warranties with zero deductible. See the *IS Warranty and Services Guide* at your Lexus dealer for details.

1. Ratings achieved using required premium unleaded gasoline w/ an octane rating of 91 or higher. If premium fuel is not used, performance will decrease. Horsepower may vary depending on accessories added to vehicle. **2.** Lexus Safety System effectiveness depends on many factors including road, weather and vehicle conditions. Drivers are responsible for paying attention to their surroundings and driving safely. See *Owner's Manual* for limitations. **3.** Cloudburst Gray, Eminent White Pearl, Infrared, Iridium, Ultrasonic Blue Mica 2.0 and Ultra White available for an additional charge. **4.** 0-60 in 4.4 seconds is applicable to the IS 500 F SPORT Performance only. AMCI Testing Certified. 2022 model year tested. **5.** Be sure to obey traffic regulations and maintain awareness of road and traffic conditions at all times. System functionality and accuracy of information depends on many factors. Use common sense when relying on information provided. Services and programming subject to change. Updates may be available at an additional cost. See *Owner's Manual* for limitations. **6.** Mark Levinson and QuantumLogic are registered trademarks of Harman International Industries, Inc. **7.** Performance figures are for comparison only and were obtained with prototype vehicles by professional drivers. **8.** Torsen® is a registered trademark of JTEKT Torsen, Inc. **9.** BBS is a registered trademark of BBS of America, Inc. **10.** Requires compatible iPhone with active data plan tethered with an approved data cable. Operability depends on network availability, a cellular connection and GPS signal. Services vary by vehicle and are subject to change at any time without notice. Data charges may apply. To learn more, go to <https://www.lexus.com/privacy>. Apple CarPlay is a registered trademark of Apple Inc. **11.** Compatible Android phone and compatible active data plan required. Phone must be tethered with an approved data cable. Operability depends on network availability, a cellular connection and GPS signal. Services vary by vehicle and are subject to change at any time without notice. Data charges may apply. To learn more, go to <https://www.lexus.com/privacy>. Android and Android Auto are trademarks of Google LLC. **12.** Remote start/stop and/or lock/unlock and other features of Enform Remote are only available on select models. Use only if aware of circumstances surrounding vehicle and it is legal and safe to do so (e.g., do not remotely start a gas-engine vehicle in an enclosed space or if vehicle is occupied by a child). Enform Remote depends on certain factors outside of Lexus' control in order to operate, including cellular network availability, a cellular connection and GPS signal. Without any one or more of these things, operability may be limited or precluded. Services may vary and are subject to change without notice. Services require account registration through Lexus app and acceptance of Connected Services terms of use at Lexus - [Connected Services Terms of Use](#) and Master Data Consent. Data charges may apply. For Lexus Interface Services' vehicle-generated data collection, use, sharing, and retention practices and agreements, see <https://www.lexus.com/privacvts>. Trial period begins on the original purchase or lease date of new vehicle. Paid subscription required after trial (if applicable). Terms of Use apply. **13.** The Panoramic View Monitor does not provide a comprehensive view of the area surrounding your vehicle. Look around to confirm clearance. See *Owner's Manual* for limitations. **14.** The Pre-Collision System (PCS) with Pedestrian Detection (PD) is designed to help reduce the crash speed and damage in certain frontal collisions involving a vehicle, a pedestrian, or a bicyclist. PCS w/ PD is not a substitute for safe and attentive driving. System effectiveness depends on many factors, such as speed, size and position of vehicle, pedestrian or bicyclist, and weather, light and road conditions. See *Owner's Manual* for limitations. **15.** Dynamic Radar Cruise Control is not a substitute for safe and attentive driving. See *Owner's Manual* for instructions and limitations. **16.** Lane Departure Alert with Steering Assist is designed to read visible lane markers under certain conditions. It provides a visual/audible alert and slight steering force when lane departure is detected. It is not a collision-avoidance system or substitute for safe and attentive driving. Effectiveness depends on many factors including road, weather and vehicle conditions. See *Owner's Manual* for limitations. **17.** The Lane Tracing Assist (LTA) lane centering function is designed to read visible lane markers and detect other vehicles under certain conditions. It is only operational when DRCC is engaged. See *Owner's Manual* for limitations. **18.** Road Sign Assist only recognizes certain road signs. See *Owner's Manual* for limitations. **19.** Automatic High Beams operate at speeds above approximately 21 mph. Minimum speeds may vary by model. See *Owner's Manual* for instructions and limitations. **20.** 24/7 Roadside Assistance coverage is 4 years/unlimited mileage. Does not include parts and fluids, except limited emergency gas delivery. Towing distance up to 25 miles. Restrictions apply. Available in the continental U.S. and Canada. See Lexus dealer for details and exclusions. **21.** Lexus provides complimentary maintenance for your first two scheduled visits at the earlier of 6 months/5,000 miles and 12 months/10,000 miles. See *Warranty and Services Guide* for details. For Lexus vehicles registered and normally operated in the continental United States, U.S. territories and Canada. **22.** See Lexus dealer for details. **23.** Information provided is based on the last time data was collected from the vehicle and is not real-time data. Service Connect depends on factors outside of Lexus' control, including a cellular connection, GPS signal, and the availability of a compatible wireless network, without which system functionality and availability may be limited or precluded. Services may vary and are subject to change without notice. Services require account registration through the Lexus app and acceptance of the Connected Services Terms of Use at Lexus - [Connected Services Terms of Use](#) and Master Data Consent. Data charges may apply. For Lexus Interface Services' vehicle-generated data collection, use, sharing and retention practices and agreements, see <https://www.lexus.com/privacvts>. The Service Connect trial period is at no extra cost and begins on the original date of purchase or lease of a new vehicle. Service Connect renewal will be included when Safety Connect, Enform Remote, or Destination Assist connected service renewal is selected. Service Connect is not renewable as a stand-alone service. **24.** Subject to loaner vehicle availability. See your Lexus dealer. **25.** Safety Connect depends on certain factors outside of Lexus' control in order to operate, including cellular network availability, a cellular connection and GPS signal. Without any one or more of these things, operability may be limited or precluded, including access to response center and emergency support. Stolen vehicle police report required to use Stolen Vehicle Locator. Automatic Collision Notification activates only in limited circumstances. Services may vary and are subject to change without notice. Services require account registration through the Lexus app and acceptance of the Connected Services Terms of Use at Lexus - [Connected Services Terms of Use](#) and Master Data Consent. Data charges may apply. For Lexus Interface Services' vehicle-generated data collection, use, sharing, and retention practices and agreements, see <https://www.lexus.com/privacvts>. Safety Connect trial period is at no extra cost and begins on the original date of purchase or lease of a new vehicle. Paid subscription required after trial to access the service. **26.** Service will automatically stop at the end of your trial subscription period unless you decide to continue service. Trial is non-transferable. If you do not wish to enjoy your trial, you can cancel by calling the number below. All SiriusXM services require a subscription, each sold separately by SiriusXM after the trial period. Service subject to the SiriusXM Customer Agreement and Privacy Policy, visit siriusxm.com for complete terms and how to cancel which includes online methods or calling 1-866-635-2349. Some services and features are subject to device capabilities and location availability. Satellite service not available in AK & HI. Content varies by SiriusXM subscription plan. All fees, content and features are subject to change. SiriusXM and related logos are trademarks of Sirius XM Radio Inc. and its respective subsidiaries. **27.** Projected EPA-estimated MPG ratings as determined by manufacturer. EPA estimates not available at time of publishing. Use for comparison purposes only. Your mileage will vary for many reasons, including your vehicle's condition and how/where you drive. See www.fueleconomy.gov. **28.** Service not available everywhere or in every vehicle. Depends on cellular network availability, a cellular connection and GPS signal. Without any one or more of these things, operability may be limited or precluded. Up to 5 devices can be supported using in-vehicle connectivity. Services may vary and are subject to change without notice. Data charges may apply. Lexus Wi-Fi Connect trial begins at the time of enrollment and expires the earlier of 4GB data use or the 3-month trial period ends. **29.** Do not rely exclusively on Blind Spot Monitor. Look over shoulder and use turn signal. See *Owner's Manual* for limitations. **30.** Do not rely exclusively on the Rear Cross-Traffic Alert. Visually confirm clearance during use. See *Owner's Manual* for limitations. **31.** The backup camera does not provide a comprehensive view. Always look over shoulder and use outside mirrors. See *Owner's Manual* for limitations. **32.** Airbag systems supplement the seatbelts and are designed to inflate only under certain conditions and in certain types of severe collisions. Always wear seatbelt, sit upright in middle and as far back in seat as possible to help decrease risk of injury. Do not put objects in front of an airbag. See *Owner's Manual* for limitations. **33.** Intuitive Parking Assist (IPA) may warn drivers of collisions with certain objects when traveling at low speeds. Drivers should visually confirm clearance during use. See *Owner's Manual* for limitations. **34.** Do not rely exclusively on Rear Cross-Traffic Braking. Visually confirm clearance during use. See *Owner's Manual* for limitations. **35.** Operability and accuracy of Dynamic Navigation depends on certain factors outside of Lexus' control in order to operate, including cellular network availability, a cellular connection and GPS signal. Without any one or more of these things, operability may be limited or precluded. Services not available in every city or roadway. Use common sense when relying on information provided. Services may vary and are subject to change without notice. Services require account registration through the Lexus app and acceptance of the Connected Services Terms of Use at Lexus - [Connected Services Terms of Use](#) and Master Data Consent. Data charges may apply. For Lexus Interface Services' vehicle-generated data collection, use, sharing, and retention agreements, see <https://www.lexus.com/privacvts>. The Dynamic Navigation trial period is at no extra cost and begins on original purchase or lease date of new vehicle. Paid subscription required after trial (if applicable). Terms of Use apply. **36.** Voice recognition capabilities vary by head unit. **37.** Depends on certain factors outside of Lexus' control in order to operate, including cellular network availability, a cellular connection and GPS signal. Without any one or more of these things, operability may be limited or precluded. Use common sense when relying on this information. Services may vary and are subject to change without notice. Services require account registration through the Lexus app and acceptance of the Connected Services Terms of Use at Lexus - [Connected Services Terms of Use](#) and Master Data Consent. Data charges may apply. For Lexus Interface Services' vehicle-generated data collection, use, sharing and retention practices and agreements, see <https://www.lexus.com/privacvts>. The Destination Assist trial period begins on original purchase or lease date of new vehicle. Paid subscription required after trial (if applicable). Terms of Use apply. **38.** HomeLink and HomeLink® house icon are registered trademarks of Gentex Corporation. **39.** Ultrasuede is a registered trademark of Toray Industries, Inc. **40.** This floor liner or floor mat was designed specifically for use in your model and model year vehicle and SHOULD NOT be used in any other vehicle. To avoid potential interference with pedal operation, each liner or mat must be secured with its fasteners. Do not install a floor liner or mat on top of an existing floor liner or mat. **41.** The engine immobilizer is a state-of-the-art anti-theft system initiated when key is inserted into ignition switch or a SmartAccess fob is in/near vehicle. Engine will only start if the code in the transponder chip inside the key/fob matches code in vehicle's immobilizer. The transponder chip is embedded in the key/fob and can be costly to replace. For lost key or fob, see a Lexus dealer or go to www.aloa.org to find a qualified locksmith for high-security key service. **42.** Cargo and load capacity limited by weight and distribution. Always properly secure cargo and cargo area. **43.** Genuine Lexus Paint Protection Film by 3M™ is designed for specific sections of the vehicle most prone to chipping which may vary depending on vehicle model. Select applications may require an additional charge. Lexus Genuine Accessory Warranty only applies when installation is performed by a trained Lexus-approved installer. See Lexus dealer for details. **44.** Accessories may vary by model year, not be available in all regions of the country, or require a special order. Please see your dealer for availability.

Lexus strives to build vehicles to match customer interest, and thus they typically are built with popular options and option packages. Not all options/packages are available separately, and some may not be available in all regions of the country. See lexus.com for information about options/packages commonly available in your area. If you would prefer a vehicle without any or with different options, contact your dealer to check for current availability or the possibility of placing a special order. Specifications, features, equipment, technical data, performance figures, options, and color and trim are based upon information available at time of publishing, are subject to change without notice, and are for mainland U.S.A. vehicles only. **Vehicles shown may be prototypes, shown using visual effects and/or shown with options. Actual models may vary.** Colors depicted may vary based on multiple factors, including ambient lighting and the format in which they are being viewed (e.g., computer, mobile device, or print). See your Lexus dealer for details. Lexus reminds you to wear seatbelts, secure children in rear seat, obey all traffic laws and drive responsibly. For more information, call 800-USA-LEXUS (872-5398) or visit lexus.com. To learn more about your financing options, contact your Lexus dealer or call Lexus Financial Services at 800-874-7050.