



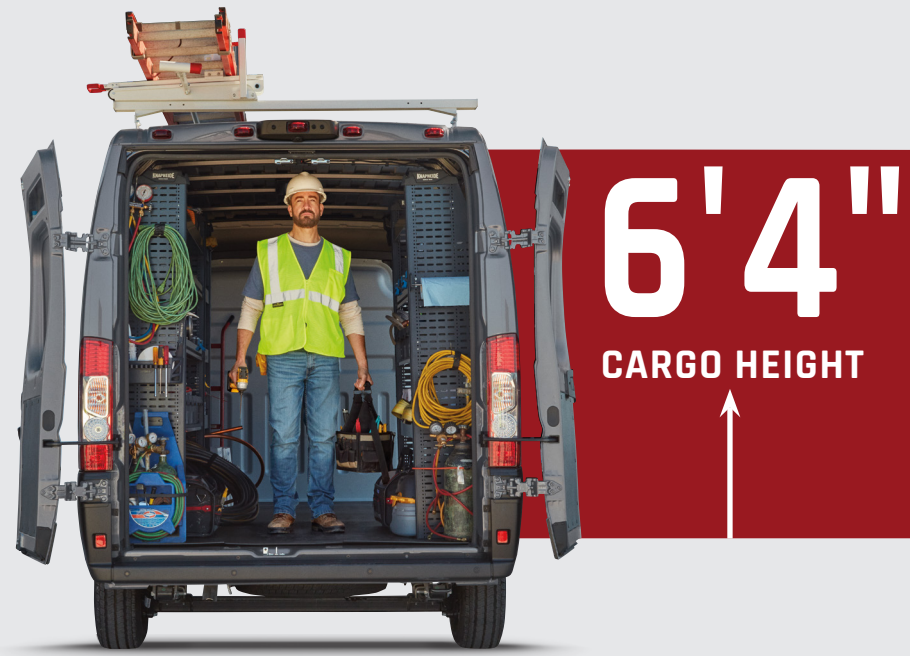
RAM
PROFESSIONAL

2025 RAM PROMASTER





STANDARD ROOF



AVAILABLE HIGH ROOF



AVAILABLE SUPER HIGH ROOF

CONFIGURE TO MEET YOUR NEEDS

DESIGNED FOR THE DAILY GRIND. When it comes to business, you don't compromise and neither does Ram ProMaster®. The lineup arguably is the benchmark for durability, efficiency, advanced technology/connectivity, safety and convenience. ProMaster is designed purposely to be upfitter friendly and adaptable to your unique needs. With a selection of Cargo and Windowed Vans and Cutaways, there is model ready to meet your demands.



118-INCH WHEELBASE, STANDARD ROOF

MAXIMUM CARGO CAPACITY:
261.9 CU FT



136-INCH WHEELBASE, HIGH ROOF (shown here)

MAXIMUM CARGO CAPACITY:
307.5 CU FT (STANDARD ROOF), 357.3 CU FT (HIGH ROOF)



159-INCH WHEELBASE, HIGH ROOF (shown here)

MAXIMUM CARGO CAPACITY:
425.9 CU FT (HIGH ROOF), 472 CU FT (SUPER HIGH ROOF)



159-INCH WHEELBASE, EXTENDED LOAD FLOOR, SUPER HIGH ROOF (shown here)

MAXIMUM CARGO CAPACITY:
468.9 CU FT (HIGH ROOF), 524 CU FT (SUPER HIGH ROOF)

Shown with aftermarket upfits.

RAM PROMASTER® CARGO VAN – TRADESMAN®



STANDARD FEATURES:

POWERTRAIN

3.6L V6 Variable Valve Timing (VVT)
9-speed automatic transmission

INTERIOR AMENITIES

Air conditioning
Cloth bucket driver seat with manual 4-way adjust
Cargo lamp
Speed-sensitive power door locks
Power front windows with 1-touch down
Telescoping steering column
Uconnect® 5 with 7-inch touchscreen display
Trip computer
USB host flip
Google Android Auto™¹
Apple CarPlay®²
12-volt DC power outlet
Illuminated entry
Driver and passenger door bins

EXTERIOR FEATURES

16-inch Steel wheels
LT225/75R16E BSW All-Season (A/S) tires
Black front grille with Chrome Ram logo
Front and rear cab clearance lamps
Exterior mirrors with supplemental signals, fold-away, manual
Remote keyless entry
Halogen headlamps
Rear step bumper

CAPABILITY & FUNCTIONALITY

24-gallon fuel tank
260-degree opening split swing-out rear hinged doors
Front-Wheel Drive (FWD)
Electric parking brake
Sequential shift control
Front strut and rear leaf suspension
4-wheel disc brakes
Electric power-assisted rack and pinion steering
Fully galvanized steel body construction
95-amp battery
180-amp alternator

SAFETY & SECURITY

All-Speed Traction Control
Antilock 4-wheel disc brakes
Hands-free phone and audio connectivity
Crosswind Assist
Daytime running headlamps
Driver and front-passenger airbags³
Supplemental front-seat-side airbags³
Supplemental side-curtain front airbags³
Drowsy-Driver Detection⁴
Electronic Roll Mitigation
Full-Speed Forward Collision Warning Plus⁵
Hill Start Assist
Multi-Collision Braking
Parkview® Rear Back-Up Camera⁶
Pedestrian/Cyclist Emergency Braking⁵
Tire pressure monitoring display
Traffic Sign Recognition⁷
Trailer Sway Damping⁸

TRADESMAN SEATS



Cloth—
Black
Standard



Vinyl—
Black
Optional

TRADESMAN WHEEL



16-inch
Painted Steel Wheel
Standard
(WCS)

AVAILABLE PACKAGE

Crew Van Package



Includes enclosed second-row three-seat bench seating, driver-side second-row deep-tint window and passenger-side sliding door with deep-tint window. With the interior designed to accommodate underseat loading, longer items fit easily in the cargo area.



TRADESMAN CONFIGURATIONS	1500		2500		3500		
	3.6L V6 GAS		3.6L V6 GAS		3.6L V6 GAS		
	118" WB	136" WB	136" WB	159" WB	136" WB	159" WB	159" WB, EXT. LF
STANDARD ROOF				—		—	—
AVAILABLE HIGH ROOF	—				—		
AVAILABLE SUPER HIGH ROOF	—	—	—	—	—		
CREW VAN PACKAGE HIGH ROOF ONLY	—				—		

= CARGO LENGTH at max cargo height = CARGO LENGTH under Crew seating (at 49" wide) = CAB-TO-AXLE LENGTH **WB** = WHEELBASE **EXT. LF** = EXTENDED LOAD FLOOR

*All disclaimers can be found on the last page.

RAM PROMASTER® CARGO VAN – SLT



STANDARD FEATURES; INCLUDES SELECT TRADESMAN® FEATURES PLUS:

POWERTRAIN

3.6L V6 Variable Valve Timing (VVT)
9-speed automatic transmission

INTERIOR AMENITIES

12-volt rear auxiliary power outlet
Ambient LED interior lighting
7-inch Thin Film Transistor (TFT) color display instrument cluster
Front-passenger seat with manual 4-way adjust
Bright instrument panel bezels
Rear cargo LED lamp
Rear Heater and A/C Prep Package

EXTERIOR FEATURES

16-inch painted Silver aluminum wheels
Chrome front grille
Cowl aesthetic cover
Power-adjustable, power-folding, heated exterior mirrors
Remote Start System⁹
Underslung tire carrier

CAPABILITY & FUNCTIONALITY

100-amp battery
220-amp alternator
115-volt auxiliary power outlet
Full-size spare tire

SAFETY & SECURITY

Adaptive Cruise Control (ACC) with Stop/Go⁴
Automatic headlamps
Auto High-Beam Headlamp Control
Front LED fog lamps
LED daytime running lamps (DRLs)
LED reflector headlamps
ParkSense® Rear Park Assist System¹⁰
Rain-sensitive windshield wipers
Security alarm¹¹

SLT SEATS



**Cloth—
Black**
Standard



**Vinyl—
Black**
Optional



**Leather-Trimmed Bucket—
Black**
Available

SLT WHEELS



**16-inch
Satin Silver Alloy Wheel**
Standard
(WJR)



**16-inch
Diamond-Cut Alloy Wheel
with Black Pockets**
Available
(WNY)

SLT CONFIGURATIONS	1500		2500		3500		
	3.6L V6 GAS		3.6L V6 GAS		3.6L V6 GAS		
	118" WB	136" WB	136" WB	159" WB	136" WB	159" WB	159" WB, EXT. LF
STANDARD ROOF	—			—		—	—
AVAILABLE HIGH ROOF	—				—		
AVAILABLE SUPER HIGH ROOF	—	—	—	—	—		

= CARGO LENGTH at max cargo height **WB** = WHEELBASE **EXT. LF** = EXTENDED LOAD FLOOR

RAM PROMASTER® CARGO VAN – SLT+



STANDARD FEATURES; INCLUDES SELECT TRADESMAN® FEATURES PLUS:

POWERTRAIN

3.6L V6 Variable Valve Timing (VVT)
9-speed automatic transmission

INTERIOR AMENITIES

12-volt rear auxiliary power outlet
Ambient LED interior lighting
7-inch Thin Film Transistor (TFT) color display instrument cluster
Bright instrument panel bezels
Rear cargo LED lamp
Rear Heater and A/C Prep Package
Digital rearview mirror with auto-dimming
Driver seat with 6-way manual adjust and 2-way lumbar adjust
Passenger seat with 6-way manual adjust and 2-way lumbar adjust
Uconnect® 5 NAV system with 10.1-inch display
Connected Travel and Traffic Services
HD Radio
Passenger seat armrest
SiriusXM® with 360L¹²
Wireless charging pad

EXTERIOR FEATURES

16-inch painted Silver Aluminum wheels
Chrome front grille
Cowl aesthetic cover
Power-adjustable, power-folding, heated exterior mirrors
Remote Start System⁹
Underslung tire carrier
Passive entry

CAPABILITY & FUNCTIONALITY

100-amp battery
220-amp alternator
115-volt auxiliary power outlet
Full-size spare tire

SAFETY & SECURITY

Adaptive Cruise Control (ACC) with Stop/Go⁴
Automatic headlamps
Auto High-Beam Headlamp Control
Front LED fog lamps
LaneSense® Lane Departure Warning Plus (LDW+)¹³
LED daytime running lamps (DRLs)
LED reflector headlamps
Rain-sensitive windshield wipers
Security alarm¹¹
Blind Spot Monitoring (BSM)¹⁴ and Rear Cross-Path Detection System⁶
ParkSense® Front and Rear Park Assist System¹⁰
Traffic Sign Information⁷
Intelligent Speed Assist (ISA)¹⁵

SLT+ SEATS



**Cloth—
Black**
Standard



**Vinyl—
Black**
Optional



**Leather-Trimmed
Bucket—
Black**
Available

AVAILABLE PACKAGES

Crew Van Package

Includes enclosed second-row three-seat bench seating, driver-side second-row deep-tint window and passenger-side sliding door with deep-tint window. With the interior designed to accommodate underseat loading, longer items fit easily in the cargo area.



SLT+ WHEELS



**16-inch
Satin Silver Alloy Wheel**
Standard
(WJR)



**16-inch
Diamond-Cut Alloy Wheel
with Black Pockets**
Available
(WNY)



**16-inch
Gloss Black Alloy Wheel**
Available
(WNA)

Black Appearance Package

Includes Black RAM grille badge, Black exterior badging and 16-inch Black-painted Aluminum wheels.



SLT+ CONFIGURATIONS	1500		2500		3500		
	3.6L V6 GAS		3.6L V6 GAS		3.6L V6 GAS		
	118" WB	136" WB	136" WB	159" WB	136" WB	159" WB	159" WB, EXT. LF
STANDARD ROOF	—			—		—	—
AVAILABLE HIGH ROOF	—				—		
AVAILABLE SUPER HIGH ROOF	—	—	—	—	—		
CREW VAN PACKAGE HIGH ROOF ONLY	—				—		

= CARGO LENGTH at max cargo height = CARGO LENGTH under Crew seating (at 49" wide) **WB** = WHEELBASE **EXT. LF** = EXTENDED LOAD FLOOR

RAM PROMASTER® WINDOWED VAN – SLT+



STANDARD FEATURES:

POWERTRAIN

3.6L V6 Variable Valve Timing (VVT)
9-speed automatic transmission

INTERIOR AMENITIES

12-volt DC power outlet
12-volt rear auxiliary power outlet
7-inch Thin Film Transistor (TFT) color display instrument cluster
Ambient LED interior lighting
Google Android Auto™¹
Apple CarPlay®²
Bright instrument panel bezels
Digital rearview mirror with auto-dimming
Driver and passenger door bins
Driver seat with 6-way manual adjust and 2-way lumbar adjust
HD radio
Mini overhead console
Passenger seat armrest
Passenger seat with 6-way manual adjust and 2-way lumbar adjust
Rear cargo LED lamp
Rear Heater and A/C Prep Package
SiriusXM® with 360L¹²
Uconnect® 5 NAV system with 10.1-inch display
Wireless charging pad

EXTERIOR FEATURES

16-inch painted Silver Aluminum wheels
Chrome front grille with Chrome Ram logo
Cowl aesthetic cover
Deep-tint sunscreen glass
Exterior mirrors with supplemental signals, fold-away, manual
Front and rear cab clearance lamps
Halogen headlamps
LT225/75R16E BSW All-Season (A/S) tires
Passive entry
Power-adjustable, power-folding, heated exterior mirrors
Rear window defroster
Remote keyless entry
Remote Start System⁹

CAPABILITY & FUNCTIONALITY

100-amp battery
115-volt auxiliary power outlet
220-amp alternator
260-degree opening split swing-out rear hinged doors with fixed glass
Electronic parking brake
Front strut and rear leaf suspension
Full-size spare tire
Sequential shift control

SAFETY & SECURITY

Adaptive Cruise Control (ACC) with Stop/Go⁴
All-Speed Traction Control
Antilock 4-wheel disc brakes
Auto High-Beam Headlamp Control
Automatic headlamps
Blind Spot Monitoring (BSM)¹⁴ and Rear Cross-Path Detection System⁶
Crosswind Assist
Daytime running headlamps
Driver and front passenger airbags³
Drowsy-Driver Detection⁴
Electronic Roll Mitigation
Front LED fog lamps
Full-Speed Forward Collision Warning Plus⁵
Hands-free phone and audio connectivity
Hill Start Assist
Integrated Voice Command with Bluetooth®
Intelligent Speed Assist (ISA)¹⁵
LED daytime running lamps (DRLs)
LED reflector headlamps
Multi-Collision Braking
ParkSense® Front and Rear Park Assist System¹⁰
ParkView® Rear Back Up Camera⁶
Pedestrian/Cyclist Emergency Braking⁵
Rain-sensitive windshield wipers
Supplemental front-seat-side airbags³
Supplemental side-curtain front airbags³
Tire pressure monitoring display
Traffic Sign Information⁷
Traffic Sign Recognition⁷
Trailer Sway Damping⁸

SLT+ SEATS



**Cloth—
Black**
Standard



**Vinyl—
Black**
Optional



**Leather-Trimmed
Bucket—
Black**
Available

AVAILABLE PACKAGE

Black Appearance Package

Includes Black RAM grille badge, Black exterior badging and 16-inch Black-painted Aluminum wheels.



SLT+ WHEELS





**16-inch
Satin Silver Alloy Wheel**
Standard
(WJR)



**16-inch
Diamond-Cut Alloy Wheel
with Black Pockets**
Available
(WNY)



**16-inch
Gloss Black Alloy Wheel**
Available
(WNA)

SLT+ CONFIGURATIONS	1500		2500		3500		
	3.6L V6 GAS		3.6L V6 GAS		3.6L V6 GAS		
	118" WB	136" WB	136" WB	159" WB	136" WB	159" WB	159" WB, EXT. LF
HIGH ROOF ONLY	—	—	—		—	—	

 = CARGO LENGTH at max cargo height **WB** = WHEELBASE **EXT. LF** = EXTENDED LOAD FLOOR

RAM PROMASTER[®] CUTAWAY – TRADESMAN[®]



STANDARD FEATURES:

POWERTRAIN

3.6L V6 Variable Valve Timing (VVT)
9-speed automatic transmission

INTERIOR AMENITIES

Air conditioning
Cloth bucket driver seat with manual 4-way adjust
3.5-inch Thin Film Transistor (TFT) Black and White display cluster
Speed-sensitive power door locks
Power front windows with 1-touch down
Telescoping steering column
Uconnect[®] 5 with 7-inch touchscreen display
Trip computer
USB host flip
Google Android Auto^{™1}
Apple CarPlay^{®2}
12-volt DC power outlet

EXTERIOR FEATURES

16-inch Steel wheels
LT225/75R16 BSW All-Season (A/S) tires
Black front grille with Chrome Ram logo
Front cab clearance lamps
Wide, 96-inch, exterior mirrors with supplemental signals, fold-away, manual
Remote keyless entry
Halogen headlamps
"ProMaster" side-door badging

CAPABILITY & FUNCTIONALITY

24-gallon fuel tank
Wide rear axle
Front-Wheel Drive (FWD)
Electronic parking brake
Sequential shift control
Premium heavy-duty suspension with rear heavy-duty stabilizer bar
4-wheel disc brakes
Electric power-assisted rack and pinion steering
Fully galvanized steel body construction
95-amp battery
220-amp alternator

SAFETY & SECURITY

All-Speed Traction Control
Antilock 4-wheel disc brakes
Hands-free phone and audio connectivity
Crosswind Assist
Daytime running headlamps
Driver and front-passenger airbags³
Supplemental front-seat-side airbags³
Supplemental side-curtain front airbags³
Drowsy-Driver Detection⁴
Electronic Roll Mitigation
Full Speed Forward Collision Warning Plus⁵
Hill Start Assist
Multi-Collision Braking
Rear back-up camera kit⁶
Pedestrian/Cyclist Emergency Braking⁵
Tire pressure monitoring display
Tire sealant and air compressor
Traffic Sign Recognition⁷
Trailer Sway Damping⁸

TRADESMAN SEATS



**Cloth—
Black
Standard**



**Vinyl—
Black
Optional**

TRADESMAN WHEEL



**16-inch
Steel Wheel
Standard
(WCS)**

TRADESMAN CONFIGURATIONS	1500		2500		3500		
	3.6L V6 GAS		3.6L V6 GAS		3.6L V6 GAS		
	118" WB	136" WB	136" WB	159" WB	136" WB	159" WB	159" WB, EXT. LF
STANDARD ROOF ONLY	—	—	—	—	—		

— = CAB-TO-AXLE LENGTH **WB** = WHEELBASE **EXT. LF** = EXTENDED LOAD FRAME

RAM PROMASTER[®] CUTAWAY – SLT



STANDARD FEATURES; INCLUDES SELECT TRADESMAN[®] FEATURES PLUS:

POWERTRAIN

3.6L V6 Variable Valve Timing (VVT)
9-speed automatic transmission

INTERIOR AMENITIES

12-volt rear auxiliary power outlet
7-inch Thin Film Transistor (TFT) color display instrument cluster
Front passenger seat with manual 4-way adjust
Bright instrument panel bezels

EXTERIOR FEATURES

16-inch painted Silver Aluminum wheels
Chrome front grille
Cowl aesthetic cover
Power-adjustable, manual-folding, heated exterior mirrors
Remote Start System⁹
Underslung tire carrier

CAPABILITY & FUNCTIONALITY

100-amp battery
115-volt auxiliary power outlet
Full-size spare tire

SAFETY & SECURITY

Adaptive Cruise Control (ACC) with Stop/Go⁴
Automatic headlamps
Auto High-Beam Headlamp Control
Front LED fog lamps
LED daytime running lamps (DRLs)
LED reflector headlamps
Rain-sensitive windshield wipers

SLT SEATS



**Cloth—
Black**
Standard



**Vinyl—
Black**
Optional



**Leather-Trimmed Bucket—
Black**
Available



SLT WHEELS



**16-inch
Satin Silver Alloy Wheel**
Standard
(WJR)



**16-inch
Diamond-Cut Alloy Wheel
with Black Pockets**
Available
(WNY)

SLT CONFIGURATIONS	1500		2500		3500		
	3.6L V6 GAS		3.6L V6 GAS		3.6L V6 GAS		
	118" WB	136" WB	136" WB	159" WB	136" WB	159" WB	159" WB, EXT. LF
STANDARD ROOF ONLY	—	—	—	—	—		

— = CAB-TO-AXLE LENGTH **WB** = WHEELBASE **EXT. LF** = EXTENDED LOAD FRAME

RAM PROMASTER® CUTAWAY – SLT+



STANDARD FEATURES; INCLUDES SELECT TRADESMAN® FEATURES PLUS:

POWERTRAIN

3.6L V6 Variable Valve Timing (VVT)
9-speed automatic transmission

INTERIOR AMENITIES

12-volt rear auxiliary power outlet
7-inch Thin Film Transistor (TFT) color display instrument cluster
Bright instrument panel bezels
Digital rearview mirror with auto-dimming
Driver seat with 6-way manual adjust and 2-way lumbar adjust
HD radio
Passenger seat armrest
Passenger seat with 6-way manual adjust and 2-way lumbar adjust
SiriusXM® with 360L¹²
Uconnect® 5 NAV system with 10.1-inch display
Wireless charging pad

EXTERIOR FEATURES

16-inch painted Silver Aluminum wheels
Chrome front grille
Cowl aesthetic cover
Passive entry
Power-adjustable, manual-folding, heated exterior mirrors
Remote Start System⁹
Underslung tire carrier

CAPABILITY & FUNCTIONALITY

100-amp battery
115-volt auxiliary power outlet
Full-size spare tire

SAFETY & SECURITY

Adaptive Cruise Control (ACC) with Stop/Go⁴
Automatic headlamps
Auto High-Beam Headlamp Control
Blind Spot Monitoring (BSM)¹⁴ and Rear Cross-Path Detection System⁶
Front LED fog lamps
Integrated Voice Command with Bluetooth®
Intelligent Speed Assist (ISA)¹⁵
LaneSense® Lane Departure Warning Plus¹³
LED daytime running lamps (DRLs)
LED reflector headlamps
Rain-sensitive windshield wipers
Traffic Sign Information⁷

SLT+ SEATS



**Cloth—
Black**
Standard



**Vinyl—
Black**
Optional



**Leather-Trimmed
Bucket—
Black**
Available

AVAILABLE PACKAGE

Black Appearance Package

Includes Black RAM grille badge, Black exterior badging and 16-inch Black-painted Aluminum wheels.



SLT+ WHEELS



**16-inch
Satin Silver Alloy Wheel**
Standard
(WJR)



**16-inch
Diamond-Cut Alloy Wheel
with Black Pockets**
Available
(WNY)



**16-inch
Gloss Black Alloy Wheel**
Available
(WNA)

SLT+ CONFIGURATIONS	1500		2500		3500		
	3.6L V6 GAS		3.6L V6 GAS		3.6L V6 GAS		
	118" WB	136" WB	136" WB	159" WB	136" WB	159" WB	159" WB, EXT. LF
STANDARD ROOF ONLY	—	—	—	—	—		

— = CAB-TO-AXLE LENGTH WB = WHEELBASE EXT. LF = EXTENDED LOAD FRAME

RAM PROMASTER® EXTERIOR COLORS

BRIGHT WHITE
(PW7)



SANDSTONE PEARL
(PFS)



BRIGHT SILVER METALLIC
(PS2)



CERAMIC GRAY
(PDN)



SPITFIRE ORANGE
(PF2)



FLAME RED
(PR4)



DEEP CHERRY RED
(PRP)



GRANITE CRYSTAL METALLIC
(PAU)



PATRIOT BLUE
(PPX)



BLACK
(PX8)



RAM PROMASTER® SPECIFICATIONS

CAPABILITY	CARGO VAN												WINDOWED VAN		CUTAWAY	
	1500			2500			3500						2500	3500	3500	
	3.6L V6 GAS			3.6L V6 GAS			3.6L V6 GAS						3.6L V6 GAS		3.6L V6 GAS	
	118" WB	136" WB		136" WB		159" WB	136" WB		159" WB		159" WB, EXT. LF		159" WB	159" WB, EXT. LF	159" WB	159" WB, EXT. LF
	STANDARD ROOF	STANDARD ROOF	HIGH ROOF	STANDARD ROOF	HIGH ROOF	HIGH ROOF	STANDARD ROOF	HIGH ROOF	HIGH ROOF	SUPER HIGH ROOF	HIGH ROOF	SUPER HIGH ROOF	HIGH ROOF	HIGH ROOF	104.7" CA	104.7" CA
GVWR ¹⁶ (lb)	8,550	8,550	8,550	8,900	8,900	8,900	9,350	9,350	9,350	9,350	9,350	9,350	8,900	9,350	9,350	9,350
GCWR ¹⁶ (lb)	12,000	12,000	12,000	12,000	12,000	12,000	12,000	12,000	12,000	12,000	12,000	12,000	12,000	12,000	12,000	12,000
BASE CURB WEIGHT (lb)	4,400	4,498	4,747	4,505	4,746	4,900	4,534	4,795	4,921	5,040	5,033	5,051	4,815	4,938	3,996	4,044
MAXIMUM PAYLOAD ¹⁷ (lb)	4,150	4,050	3,800	4,400	4,150	4,000	4,820	4,560	4,430	4,310	4,320	4,300	4,090	4,410	5,350	5,310
FRONT GAWR ¹⁶ (lb)	4,629	4,629	4,629	4,629	4,629	4,629	4,629	4,629	4,629	4,629	4,629	4,629	4,629	4,629	4,629	4,629
REAR GAWR ¹⁶ (lb)	5,004	5,291	5,291	5,291	5,291	5,291	5,291	5,291	5,291	5,291	5,291	5,291	5,291	5,291	5,291	5,291
CURB-TO-CURB TURNING (ft)	36.3	40.7	40.7	40.7	40.7	46.8	40.7	40.7	46.8	46.8	46.8	46.8	46.8	46.8	46.8	46.8
MAXIMUM TOWING ¹⁷ (lb) SAE J2807 Compliant	6,910	6,800	6,700	6,800	6,700	6,480	6,700	6,600	6,480	6,410	6,410	6,410	6,480	6,410	5,600	5,600

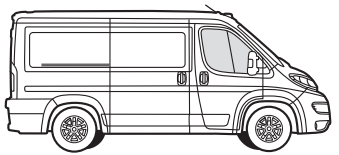

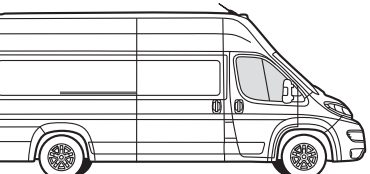


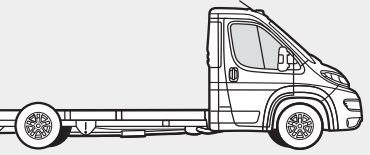
DIMENSIONS

BODY HEIGHT (in)	91.7	93.0	103.6	93.0	103.6	102.1	93.0	103.6	102.1	111.1	102.5	111.5	102.1	102.5	87.3	87.3
OVERALL BODY LENGTH (in)	195.5	213.2	213.2	213.2	213.2	236.3	213.2	213.2	236.3	236.3	250.6	250.6	236.3	250.6	236.3	250.6
VEHICLE WIDTH WITHOUT MIRRORS (in)	82.1	82.1	82.1	82.1	82.1	82.1	82.1	82.1	82.1	82.1	82.1	82.1	82.1	82.1	82.1	82.1
VEHICLE WIDTH WITH MIRRORS EXTENDED (in)	112.4	112.4	112.4	112.4	112.4	112.4	112.4	112.4	112.4	112.4	112.4	112.4	112.4	112.4	112.4	112.4
CARGO BODY LENGTH AT FLOOR (in)	106.3	124.1	124.1	124.1	124.1	147.1	124.1	124.1	147.1	147.1	161.5	161.5	147.1	161.5	—	—
CARGO WIDTH AT FLOOR (in)	75.6	75.6	75.6	75.6	75.6	75.6	75.6	75.6	75.6	75.6	75.6	75.6	75.6	75.6	—	—
CARGO WIDTH AT WHEEL WELL (in)	56.0	56.0	56.0	56.0	56.0	56.0	56.0	56.0	56.0	56.0	56.0	56.0	56.0	56.0	—	—
SIDE-DOOR OPENING WIDTH (in)	40.2	47.1	47.1	47.1	47.1	47.1	47.1	47.1	47.1	47.1	47.1	47.1	47.1	47.1	—	—
SIDE-DOOR OPENING HEIGHT (in)	58.1	58.1	69.0	58.1	69.0	69.0	58.1	69.0	69.0	69.0	69.0	69.0	69.0	69.0	—	—
REAR-DOOR OPENING WIDTH (in)	61.7	61.7	61.7	61.7	61.7	61.7	61.7	61.7	61.7	61.7	61.7	61.7	61.7	61.7	—	—
REAR-DOOR OPENING HEIGHT (in)	59.6	59.6	70.5	59.6	70.5	70.5	59.6	70.5	70.5	79.6	70.5	79.6	70.5	70.5	—	—
ROLL-UP DOOR WIDTH (in)	—	—	—	—	—	—	—	—	—	—	46.0	46.0	—	—	—	—
ROLL-UP DOOR HEIGHT (in)	—	—	—	—	—	—	—	—	—	—	74.0	74.0	—	—	—	—
MAXIMUM CARGO HEIGHT (in)	66.9	66.9	77.6	66.9	77.6	77.6	66.9	77.6	77.6	86.4	77.6	86.4	77.6	77.6	—	—
MAXIMUM CARGO VOLUME (cu ft)	261.9	307.5	357.3	307.5	357.3	425.9	307.5	357.3	425.9	472	468.9	524.0	425.9	468.9	—	—
CAB TO REAR AXLE (in)	—	—	—	—	—	—	—	—	—	—	—	—	—	—	104.7	104.7
OVERHANGING REAR AXLE TO END OF FRAME (in)	—	—	—	—	—	—	—	—	—	—	—	—	—	—	37.4	48.7

ICE = internal combustion engine WB = wheelbase CA = cab-to-axle EXT. LF = extended load floor

For more information, visit RAM.COM/PROMASTER

RAM PROMASTER® CONFIGURATIONS

	1500 3.6L V6 GAS		2500 3.6L V6 GAS		3500 3.6L V6 GAS		
	118" WB	136" WB	136" WB	159" WB	136" WB	159" WB	159" WB, EXT. LF
CARGO VAN  STANDARD ROOF				—		—	—
 AVAILABLE HIGH ROOF	—						
 AVAILABLE SUPER HIGH ROOF	—	—	—	—	—		
CREW VAN PACKAGE  HIGH ROOF ONLY	—						
WINDOWED VAN  HIGH ROOF ONLY	—	—	—		—	—	
CUTAWAY  STANDARD ROOF ONLY	—	<div style="border: 1px solid black; padding: 5px;"> <p> = CARGO LENGTH AT MAX CARGO HEIGHT</p> <p> = CARGO LENGTH UNDER CREW SEATING (AT 49" WIDE)</p> <p> = CAB TO REAR AXLE</p> <p>WB = WHEELBASE</p> <p>EXT. LF = EXTENDED LOAD FLOOR</p> </div>					



FOLLOW US



1 To wirelessly use Android Auto on your display, you need a compatible Android smartphone with an active data plan. You can check with smartphones are compatible at [g.co/androidauto/requirements](https://www.g.co/androidauto/requirements). 2 Requires compatible iPhone. Contact dealer for phone compatibility. Data plan rates apply. Vehicle user interface is a product of Apple. 3 Always sit properly in designated seating positions with seat belts securely fastened at all times. 4 This system is a driver convenience system, not a substitute for active driver involvement. The driver must remain aware of traffic conditions and be prepared to use the brakes to avoid collisions. 5 This system is an alert system for the front of the vehicle. It is not a substitute for active driver involvement. The driver must remain aware of traffic conditions and be prepared to use the brakes to avoid collisions. 6 Always check entire surroundings visually before proceeding. 7 Traffic Sign Recognition is not a substitute for safe and attentive driving. Factors including weather and condition of the traffic sign can impact recognition and display of the sign. Always check traffic signs visually while driving. 8 Always drive carefully, consistent with conditions. Always wear your seat belt and obey traffic laws. 9 Check state and local laws regarding the use of remote start systems. 10 Always look before proceeding. An electronic drive aid is not a substitute for conscientious driving. Always be aware of your surroundings. 11 Vehicle must be locked and system activated for alarm to sound. 12 SiriusXM with 360L is only available on select vehicles. Certain features and/or content may not be available unless an active data connection is enabled in the vehicle. Content varies by subscription plan. Features and display may vary by vehicle. 13 This system is a driver convenience system, not a substitute for active driver involvement. The driver must remain aware of traffic conditions and maintain control of the vehicle. 14 Always check visually for vehicles prior to changing lanes. 15 This system is a driver convenience system, not a substitute for active driver involvement. Factors including weather and condition of the traffic sign can impact recognition and display of the sign. Driver must remain aware of traffic conditions and maintain control of the vehicle. 16 Assumes properly equipped vehicle and 150-lb allowance for driver. Additional options, equipment, passengers and cargo weight must be subtracted. Contact dealer for details. 17 Max payload/towing ratings shown are for base configuration. Additional options, equipment, passengers and cargo weight may affect payload/towing weights. Contact dealer for details.

Bluetooth is a registered trademark of Bluetooth SIG, Inc. Facebook and logo are registered trademarks of Meta Platforms, Inc. The X service marks (formerly, Twitter) are the intellectual property of X Corp. Instagram and logo are registered trademarks of Instagram, Inc. SiriusXM Connected Vehicles Services Inc., Sirius, XM, SiriusXM, and all related marks and logos are trademarks of SiriusXM Radio Inc. LinkedIn, the LinkedIn logo, the IN logo and InMail are registered trademarks or trademarks of LinkedIn Corporation and its affiliates in the United States and/or other countries. TikTok is a trademark of ByteDance Ltd. Amazon and all related logos and marks are trademarks of Amazon.com, Inc. or its affiliates. Apple CarPlay is a registered trademark of Apple Inc. YouTube and logo are registered trademarks and Android Auto and other related marks are trademarks of Google LLC.

This brochure is a publication of FCA US LLC. All product illustrations and specifications are based upon current information at the time of publication approval. FCA US LLC reserves the right to make changes from time to time, without notice or obligation, in prices, specifications, colors and materials, and to change or discontinue models which are considered necessary to the purpose of product improvement or for reasons of design and/or marketing.

RAM.COM

RAM IS A REGISTERED TRADEMARK OF FCA US LLC.