

DODGE '79

SPORTSMAN

WAGONLOADS OF VALUE.



Dodge Sportsman. A big idea about family wagon value.



Dodge Sportsman was designed around a sound idea: The more use you can get from your family wagon, the more *value* you'll get, as well. That's why there's so much usable space inside; room to haul the gang and all their gear across town or across the country, with a minimum of crowding. And so much comfort, handling ease and style; usable advantages that do things for a family, like helping Mom *enjoy* her daily chores.

As you'll see, the '79 Sportsman is loaded with sensible ideas about

maximum family use-value. Starting with a big model choice: popular 127.6-inch wheelbase Sportsman (shown above), agile 109.6-inch wheelbase Sportsman, and Maxiwagon, the roomiest* on the market. With a selection of luxurious interiors; available seating that can accommodate from five to fifteen passengers. And some *new* ideas, also, like added smoothness

from a new front suspension system with standard tuned front coil springs; added optional enjoyment from a steering column you can tilt for comfort; optional Sky Lite sun roofs to let in more light and air. If you're looking for the latest in *usable* transportation, look here!

Some of the equipment items pictured in this catalog are extra-cost options.

*Based on cubic capacity calculated by SAE standard HS J1100a

Order the luxury of a family limousine.

Your Sportsman can be equipped precisely as you like it. For maximum luxury, select optional reclining high-back Command bucket seats, like the one shown above, in textured velour with vinyl side facings and folding armrests. Included in the Royal Sportsman S.E. Package.

The future of family travel starts right here.



In many ways, the world keeps getting smaller . . . yet people still need all the living room they can get. That's why so many are turning to the spaciousness of Sportsman, the inner size that makes for enjoyable travel as a group. Here, every inch is utilized to advantage, so there's plenty of stretch-out room between the seats; plenty of pass-through room between the front and rear compartments. (And when you need more space for cargo, the optional quick-release 3-passenger rear bench seats can be removed in a jiffy.)

You get a *feeling* of extra space, as well, from big side windows all around that offer a panoramic view of the passing scene. Wide doors are designed to ease your ins and outs. Choose an optional *sliding* side door, if you'd like. In the rear, you can have Dodge's full-width single rear door, standard, or optional dual rear doors—take your



pick. You can also pick your level of optional interior luxury: Custom Sportsman, Royal Sportsman, or Royal Sportsman S.E. And with any Sportsman you get eye-appeal that can spark pride of ownership—from the neat, color-keyed instrument panel to the clean front-end appearance that's new for '79. Perhaps it's time *your* family tried a Sportsman on for size!

*Based on cubic capacity calculated by SAE standard HS J1100a

Want all the inner space you can get? Choose the roomiest* wagon in America.

That's Dodge Maxiwagon, shown above. Over eighteen feet of wagon, big enough to take as many as fifteen people, when optionally equipped with three bench seats behind the front bench seat. Its

special features include standard wraparound rear quarter windows that add to rearward visibility and exterior style. You can also get a 127.6-inch wheelbase Sportsman with optional seating available for up to twelve adults. Or a 109.6-inch wheelbase model that can take up to eight. (See seating arrangements, page 9, for an interior that's tailored to your family's needs.)



Order an optional Royal Sportsman Package.

Enjoy the luxury of optional high-back Command bucket seats (non-reclining) with striped cloth upholstery, vinyl facings and inboard folding armrests. Also available with swivel base.

Where else could you get so much style, surrounded by so much wagon! Seat upholstery, instrument panel, headliner and spare tire cover in blue, green, cashmere or red.

You also get vinyl door and side trim panels with simulated woodgrain trim, color-keyed carpeting and simulated woodgrain applique on lower face of the instrument panel.

Optional Royal Sportsman Package.
Includes low-back deluxe vinyl bucket seats.



Optional Custom Sportsman Package.

Includes plaid vinyl low-back bucket seat upholstery in blue, green or cashmere. Also instrument panel lower skirts, white headliner and color-keyed floor mat.



A

Add style, luxury and use-value to your spacious Sportsman interior.

Travel Seating Package.

Optional in 8-passenger 127.6-inch-wheelbase B200 and B300 models with optional Royal Sportsman or Royal Sportsman S.E. Package. Here's how it works:

- A** Lower the backs of both bench seats. Now it's a big 54-by-76-inch bed, with a handy storage area underneath.
- B** Two quick-release 3-passenger bench seats with fold-down seatbacks replace conventional passenger seats.
- C** Lower the back of the front bench seat. That gives you an ideal place to lounge

... on comfortable urethane foam cushioning.

D Ready for refreshments? Reverse the forward bench seat ... and install the six-place woodgrain finish table. It's easy to do, no tools are needed; leg swings out for support. When not in use, the table is stowed between the first bench seat and side panel, out of the way.

Travel Seating upholstery is either striped cloth in blue or cashmere with optional Royal Sportsman Package ... or textured velour in cashmere or red with optional Royal Sportsman S.E. Package.



B



C



D

Sportsman: A family limousine built tough enough for kids and cargo!

Here are the basics of the Dodge Sportsman idea about family wagon value. Strong reasons why this is a most usable vehicle, designed to transport you and yours smoothly, reliably, securely, over a long period of time. With durability provided by many of the same mechanical components and features that add to the deep-down toughness of America's popular working vans.

For instance, consider this reason for like-new exterior appearance that *lasts*:

Here's how Sportsman makes it tough for rust.

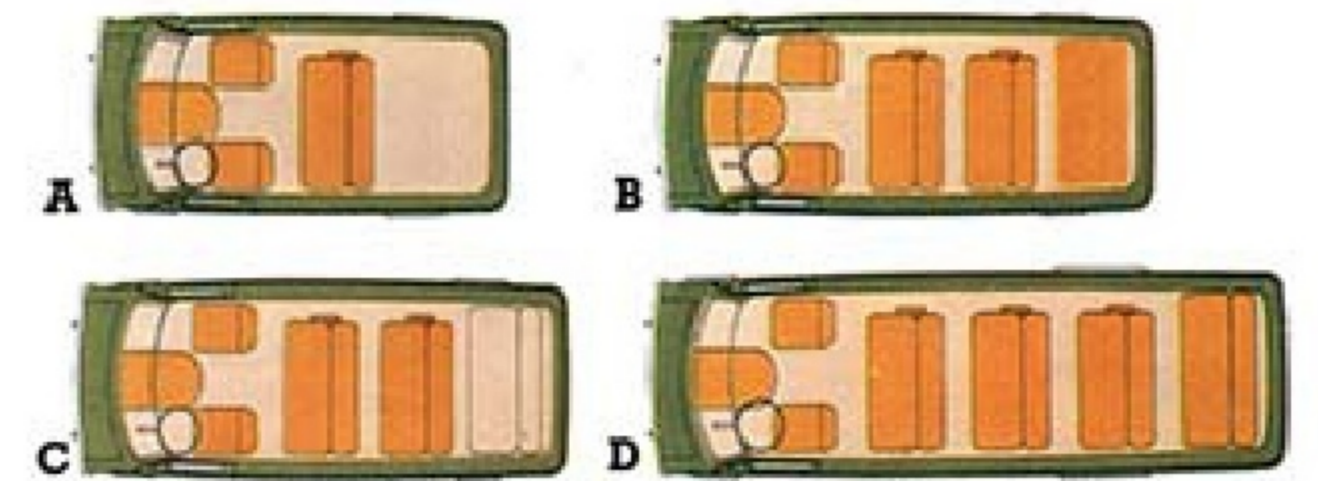
First, galvanized steel is used in many body and chassis components which are exposed to moisture and road salt, to help protect against corrosion. (This year, galvanized steel protects the inner surfaces of the sliding side door, hinged dual passenger doors and single rear door.) Then, to provide a durable finish, the body is prepared for the primer coat by a six-stage zinc phosphate wash. Baked high-gloss acrylic enamel paint completes the quality exterior.

Chassis designed for minimum service.
With normal use, the Sportsman chassis requires lubrication only once every two years or 22,500 miles.

Big fuel tank for fewer fill-ups.
22-gallon tank standard; 36-gallon tank optional.

New styling that adds to appearance.
There is a smart new grille with integral headlight panels, new front bumper with new, optional nerf strips and bumper guards, a new front fender lock. Also, optional dual vertically stacked quad rectangular headlamps; smart paint-filled side and rear body moldings; optional body tape striping and two-tone exteriors available.

Energy-absorbing steering column.
It's designed to lessen the chance of injury to the driver, should a collision occur.



Sportsman seating arrangements.

- A. Standard five-passenger seating, all models
- B. Optional eight-passenger seating (B100 with 225 CID Six, 6,000-lb. G.V.W. package and LR78X15-B tires, B200 and B300 models)
- C. Optional twelve-passenger seating (127.6-inch wheelbase B300 models; requires optional extra-cost 7200-lb. G.V.W. package)
- D. Optional fifteen-passenger seating (B300 127.6-inch wheelbase Maxiwagon; requires optional extra-cost 7800-lb. G.V.W. package)

Sportsman's new hood opening is 7 inches wider for '79, to help make engine servicing easier. New concealed hood hinges add to front-end style.

Standard 225-cubic-inch Six (B100).

A proved performer designed for efficiency and durability, with 30-degree tilt cylinder block, tin-plated aluminum-alloy pistons, cast-iron crankshaft and much more.

Power front disc brakes for smooth stopping are designed to resist fade. Standard on all models.

Sharp turning, agile maneuvering result from Sportsman's short turning diameter.

Prefer V-8 power?


Select the optional 318-cubic-inch V-8, standard in B200 and B300, with quality features such as drop-forged steel connecting rods with aluminum bearings, steel-strut pistons with chrome-plated top compression rings. For even more V-8 power, choose Sportsman's even bigger optional 360-cubic-inch V-8 (B200, B300).

New diagnostic plug for more efficient electrical system servicing.

Here's why Sportsman's independent front suspension is extra-smooth:
Standard tuned front coil springs with larger upper and lower suspension control arm rubber bushings.

New coolant reserve system, standard, is designed to minimize coolant loss and provide for easy checking.

Radial tires can add to ride and economy.
Glass-belted radials are standard on B100 Sportsman models.



Paint Procedure No. 1



Paint Procedure No. 2



Paint Procedure No. 3

SPORTSMAN EXTERIOR DIMENSIONS

	109.6" wb.	127.6" wb.	127.6" wb. Maxiwagon
Height (Max.)	79.6 inches	80.9 inches	80.6 inches
Width (Max.)	79.8 inches	79.8 inches	79.8 inches
Length (Max.)	179.1 inches	197.1 inches	223.1 inches

Select your Sportsman options here

New Sportsman options available for '79.

- New electric door locks.** To enable you to lock the doors quickly, two electric door lock systems are available: for front compartment doors only, or for front compartment and all side and rear passenger compartment doors.
- New electric rear window defroster** for single rear door Sportsman. Designed to remove fog or frost from virtually all of the window's surface. Control is on the instrument panel.
- New tilt steering column.** For added driving comfort, the wheel can be tilted easily to seven different positions. Available only with optional power steering and automatic transmission.

For added enjoyment and use-value.

- 40-channel CB radio.** With digital CB channel display, monitor mode to override AM or FM reception, squelch control to mute background noise.
- Choose your instrument-panel-mounted radio:** AM, AM/FM, AM/FM/MX stereo, AM/FM/MX stereo/eight-track tape, AM/40-channel CB transceiver, AM/FM/MX stereo/40-channel CB transceiver.
- Air conditioning.** Sportsman air conditioning is better than ever for '79, with new 27% increase in air flow, with air-blending temperature control providing "Hi/Lo" mode that adds to efficiency. Available with both 6-cylinder and V-8 engines.
- Sky Lite sun roofs.** Brighten the interior with a Sun Screen safety glass pop-up sun roof over the driver's compartment (5- and 8-passenger models). Also available for passenger compartment of 127.6-inch-wheelbase 5- and 8-passenger models. It can be opened slightly or removed completely.
- Automatic speed control.** On highway trips, you can set your speed. You'll stay at that relative speed until the control is released or the brakes applied.
- Digital clock.** A stylish digital clock is available with Royal Sportsman or Royal Sportsman S.E. Packages, featuring a blue-green vacuum fluorescent display.
- For B200 and B300 Sportsman trailer-towing, two Trailer-Towing Packages.** Hitch Sportsman power and ruggedness to a wide range of trailers with either one of two available packages: (1) 1 1/4-inch outside diameter Class I ball hitch; or (2) the heavy-duty version with Class IV tow bar hitch. See your dealer for a Dodge Trailer-Towing brochure.



Electric door locks



40-Channel CB radio



AM/FM/MX stereo radio



AM/FM radio



Sky Lite sun roof



Automatic speed control



Trailer-Towing Packages



Rear window defroster



Air conditioning



Tilt steering column



Digital clock

Standard Sportsman Features

- Argent finish grille
- Exterior dual 5x7-inch painted mirrors
- Painted hubcaps
- Front and rear painted bumpers
- Driver and front passenger low-back vinyl bucket seats with 3-passenger vinyl bench seat
- Glove box with door
- Padded dual sun visors
- Black floor mat (full width) and hardboard headliner in driver's compartment
- Sportsman nameplates on front doors

Custom Sportsman Package Features

- Custom Sportsman nameplates on front doors
- Bright molding around windshield, side and rear windows (except driver and passenger door windows)
- Bright taillamp bezels
- Bright hubcaps
- Instrument panel lower skirts, left and right sides
- Cigar lighter
- White headliner, in driver and passenger compartment
- Vinyl door and side trim panels with plaid inserts
- Floor mat, color-keyed with floor insulation
- Dash liner insulation
- Garnish trim over front door headers and around rear compartment windows

Royal Sportsman Package Features

- Royal Sportsman nameplates on front doors
- Bright lower side and rear molding
- Bright molding around windshield, side and rear windows (except driver and passenger door windows)
- Bright finish grille with 7-inch round headlamps and grille medallion
- Bright taillamp bezels
- Bright hubcaps
- Bright front and rear bumpers
- Dual 5x7-inch bright exterior mirrors
- Woodgrain applique on lower face of instrument panel
- Instrument panel lower skirts, left and right sides
- Cigar lighter
- Horn pad with woodgrain insert
- Vinyl-covered, color-keyed insulated headliner in driver and passenger compartment
- Deluxe vinyl seat trim
- Vinyl door and side trim panels with woodgrain trim
- Color-keyed carpeting with floor insulation
- Dash liner insulation
- Dome light switches, door operated—all doors
- Garnish trim over front door headers, around rear compartment windows, and "A" pillar and windshield
- Dual electric horns
- Spare tire cover, color-keyed

Royal Sportsman S.E. Package Features

- Royal Sportsman S.E. nameplates on front doors
- Bright lower side and rear molding
- Bright molding around windshield, side and rear windows (except driver and passenger door windows)
- Dual vertically stacked quad rectangular headlamps with bright grille and grille medallion
- Bright taillamp bezels
- Bright hubcaps

- Bright front and rear bumpers
- Dual 5x7-inch bright exterior mirrors
- Woodgrain applique on lower face of instrument panel
- Instrument panel lower skirts, left and right sides
- Cigar lighter
- Horn pad with woodgrain insert
- Vinyl-covered, color-keyed insulated headliner in driver and passenger compartment
- Spare tire cover, color-keyed
- High-back cloth-and-vinyl reclining Command bucket seats; cloth-and-vinyl bench seat
- Vinyl door and side trim panels with woodgrain trim, front door applique and pull strap
- Color-keyed carpeting with floor insulation
- Color-keyed carpeted engine housing cover
- Dash liner insulation
- Dome light switches, door operated—all doors
- Garnish trim over front door headers, around rear compartment windows and "A" pillar and windshield
- Dual electric horns

- Upper side and rear, and lower side and rear exterior molding package
- Wheel lip molding package
- Convenience Package (cigar lighter, glove box lock, 10-inch day/night rearview mirror, in-cab-actuated hood lock release)
- Light Package (ignition switch light with time delay, glove box light, cigar lighter light, automatic door switches for interior dome lights, courtesy lamps—front and side doors)
- Easy-Order Package (automatic transmission (standard, B300), Convenience Package, Two-Tone Paint Procedure No. 1, AM radio, bright front and rear bumpers, dual 5x7-inch bright exterior mirrors, power steering (std. B300), front and side passenger door scuff pads, wheel covers, bumper guards, front and rear, 15-inch diameter vinyl steering wheel, automatic door switches for interior dome lights)
- Luxury Package (automatic transmission (standard, B300), Convenience Package, Two-Tone Paint Procedure No. 2, AM/FM radio, power steering (std. B300), front and side passenger door scuff pads, wheel covers (bright finish—B300, Premium Class II bright finish—B100, B200), air conditioning—integral front-mounted, automatic speed control, tinted glass, all windows, front door edge protectors, high-back cloth-and-vinyl Command bucket seats (seats recline w/Royal Sportsman S.E. Package) and cloth-and-vinyl 3-passenger bench seat, Light Package, bumper guards, front and rear, 15-inch diameter vinyl steering wheel)

Additional Options

- Alternators—63 amp. (Chrysler 60), 117 amp. (Chrysler 100)
- Automatic transmission oil to air auxiliary cooler
- Batteries—59 amp. hour/375 amp. Cold Crank, 70 amp. hour/430 amp. Cold Crank (Maintenance Free), 85 amp. hour/500 amp. Cold Crank Long-Life
- Bright front and rear bumpers
- Bright front and rear bumper guards
- Bright front and rear bumpers and bumper guards with nerf strips
- Bright finish grille
- Cigar lighter
- Digital clock
- Door metal check arms
- Door edge protectors—front doors
- Dual quad rectangular headlamps, vertically stacked
- Dual electric horns
- 36 gallon fuel tank
- Electric door locks
- Exterior molding packages
- Exterior mirrors, dual 5x7-inch short arm, bright finish; dual 6x9-inch low-mount, painted or bright finish
- Engine block heater
- Heater—deluxe high output
- Heater—auxiliary passenger comp.
- Headliner—passenger comp.
- Heavy-duty insulation package
- In-cab-actuated hood lock release
- Increased cooling
- Instrumentation—oil pressure gauge and trip odometer, dual calibrated (kilometers/miles per hour) speedometer and (kilometer) odometer
- Power steering (standard B300)
- Rear window electric defroster—for single rear door
- Scuff pads—side step sill, front and side passenger doors
- Shock absorbers—heavy-duty, front and rear
- Sliding passenger door
- Spare tire cover
- Tinted glass—windshield or all windows
- Sun Screen (privacy) glass
- Unibelt restraint system (combined lap and shoulder belt systems)
- Upper side and rear exterior molding package
- Lower side and rear exterior molding package

Additional Standard Equipment

- Air cleaner—dry type
- Air vent doors—left and right cowl side panels
- Alternator—48 amp. (Chrysler 41)
- Antifreeze—-20°F protection
- Armrests—driver and front passenger
- Ashtray—driver's compartment
- Battery—48 amp. hr./305 amp. Cold Crank
- Bumpers—front and rear, painted
- Power front disc brakes
- Door locks—all doors
- Dual hinged side passenger doors with vented glass
- Single rear door with fixed glass
- 7" round headlamps
- 22 gallon fuel tank
- Hardboard headliner in driver compartment
- Painted hubcaps
- Color-keyed horn pad
- Single electric horn
- Instrumentation—speedometer, odometer, fuel gauge, temperature gauge, ammeter, oil pressure indicator light
- Jack—bumper type—B100 and B200 models, axle type—B300 models
- Black floor mat—full width
- Lights—backup with integral tail and stop lamps, license plate; combined rear side marker light and reflector—red (2); combined front parking lamps, turn signals and side marker lamps—amber (2); driver and passenger compartment dome lamps
- Interior mirror
- Dual exterior mirrors, 5x7-inch painted heads
- Sportsman nameplates on front doors
- Oil filter—throwaway type
- Shock absorbers—1-inch front and rear (B100, B200 and B300 models)—1 1/4-inch heavy-duty front and rear (B200 Maxi-wagons)
- Seats—Driver and front passenger low-back vinyl bucket seats including seat belts and retractors (color-keyed); 3-passenger quick-release vinyl bench seat; including 3 seat belts
- Sun visors—padded (2)
- Spare tire carrier
- Traffic hazard warning switch
- Windshield washers—wiper arm mounted, electric
- Windshield wipers—two-speed (non-intermittent) wet arm

Select your Sportsman Wagon here.

Listed below are your basic choices: available wheelbases, seating, paint, drive-line components and options. After you've read the catalog thoroughly, check off what you want. Your Dodge dealer can then assist you in completing your selection.

Wheelbase

- 109.6" 127.6" 127.6" Maxiwagon

Seating Arrangement

- 5 Passenger 12 Passenger
 8 Passenger 15 Passenger

Trim Level Packages

- Royal Sportsman S.E. Custom Sportsman
 Royal Sportsman Sportsman (std.)

Engine

- Standard 225-cubic-inch Six (B100) Optional 360-cubic-inch V8 (N/A B100)
 Standard 318-cubic-inch V8 (opt. B100)

Paint Procedure

- Procedure No. 1 Upper & lower (50/50 two-tone) Procedure No. 3 Roof & midsection in secondary color, rest of body in main color
 Procedure No. 2 Midsection in secondary color, rest of the body in main color

Front Seats (includes matching rear bench seat(s))

- High-back deluxe cloth-and-vinyl reclining Command bucket seats Low-back deluxe vinyl bucket seats
 with swivel base Low-back vinyl bucket seats
 High-back cloth-and-vinyl Command bucket seats Travel Seating Package
 with swivel base

Transmission

- Std. 3-speed manual Optional 3-speed automatic (std. B300)
 Optional 4-speed overdrive

Popular Options

- Sky Lite sun roofs White-painted steel-spoke wide sport road wheels
 Air conditioning Auto. speed control
 Trailer-Towing Packages Rear window defroster
 Chrome-styled road wheels Five-slot chrome disc wide sport road wheels
 CB radio, AM or AM/FM/MX stereo Dual vertically stacked quad rectangular headlamps (includes bright grille)
 Digital clock
 Tilt steering column
 Electric door locks

1979 Dodge Sportsman Specifications

MODEL	B100 Sportsman Wagon					B200 Sportsman Wagon & Maxiwagon		B300 Sportsman Wagon & Maxiwagon		
	4900	5100	5400	5600	6000	6050	6400	6700	7200	7800
G.V.W.	4900	5100	5400	5600	6000	6050	6400	6700	7200	7800
Wheelbase (inches)	109.6	109.6 or 127.6	109.6	127.6	109.6 or 127.6	109.6 or 127.6	127.6	127.6	127.6	127.6
Axle Capacity										
Front	3300	3300	3300	3300	3300	3300	3300	3600	3600	3600
Rear	2800	2800	3550	3550	3550	3550	3550(F)	5500	5500	5500
Spring Ratings (lbs.)										
Front (standard tuned)	1375	1375	1610	1610	1610	1810	1980	1980(G)	2360	2770
Rear										
Brakes										
Front Disc	11.75" x 1.25"					11.75" x 1.25"		12.82" x 1.19"		
Rear Drum	10" x 2.5"					10" x 2.5"		12" x 2.5"		
Booster	Vacuum 9.0" O.D. Dual Diaph.					Vacuum 9.0" O.D. Dual Diaph.		Vacuum 9.0" O.D. Dual Diaph.		
Shock Absor. Dia. (in.)										
Front—Std.	1.0					1.0		1.0		
—Opt.	1-3/16					1-3/16 (std. Maxiwagon)		1-3/16		
Rear—Std.	1.0					1.0		1.0		
—Opt.	1-3/16					1-3/16 (std. Maxiwagon)		1-3/16		
Tire Size	ER78 x 15B	FR78 x 15B	GR78 x 15B	GR78 x 15B	LR78 x 15B(A) HR78 x 15B(B)	J78 x 15B(A) H78 x 15B(B)	L78 x 15C	8.00 x 16.5D	8.00 x 16.5E	8.75 x 16.5E
Wheels Rim Size (in.)	15 x 5.50	15 x 5.50	15 x 5.50	15 x 5.50	15 x 6.50	15 x 6.50(A) 15 x 5.50(B)	15 x 6.50 H.D.	16.5 x 6.0	16.5 x 6.0	16.5 x 6.75
Engine—Std.	225 Six					318 V-8		318 V-8		
—Opt.	318 V-8 (C)					360 V-8		360 V-8		
Transmission										
Std.	3-speed manual (E)					3-speed manual (E)		3-speed automatic		
Opt.	4-speed overdrive (D) 3-speed automatic					4-speed overdrive (D) 3-speed automatic				
Steering—Std.	Manual					Manual		Power		

(A) 109.6" WB

(B) 127.6" WB

(C) Not available with 6000-lb. G.V.W.

(D) Not available in California; not available w/360 V-8 engine


(E) Requires optional 11-inch clutch w/225-6 cylinder engine in California (at extra cost)

(F) Rear axle capacity 3850-lb. on B200 Maxiwagon

(G) 2360-lb. spring capacity on 6700-lb. G.V.W. B300 Maxiwagon

Select from 15 exterior colors:

Straight Shades



Formal Black



White



Cashmere



Med. Canyon Red



Sunburst Orange



Yellow Flame

Metallics



Light Silver



Cadet Blue



Ensign Blue



Teal Frost




Citron Green



Medium Tan

Sunfire Metallics



Teal Green



Canyon Red



Sable Brown

BUY OR LEASE A SPORTSMAN

All product illustrations and specifications are based on authorized information. Although all descriptions are believed correct at publication approval, accuracy cannot be guaranteed. Some of the equipment shown on product illustrations is optional at extra cost. Dodge reserves the right to make changes from time to time, without notice or obligation, in prices, specifications, colors, and materials, and to change or discontinue models.

