

T O Y O T A C A M R Y



OH
WEAT
FEELING
TOYOTA

CONTEMPORARY CAMRY HAS IT ALL

The 1985 front-wheel drive Toyota Camry is all you want in a contemporary family car. It's roomy. Stylish. Comfortable. Spirited. And very fuel-efficient.*

Camry was designed from the inside out for ultimate passenger room and comfort. Its airy, spacious interior will surprise you: Camry is Toyota's roomiest car, with big-car

comfort for five adults and plenty of space left over for luggage or cargo.

If you want spirit in your family transportation, Camry complies with your request. An electronically fuel-injected 2.0 liter SOHC engine delivers impressive performance, power, and fuel efficiency. Most models have Toyota's innovative Elec-

tronically Controlled 4-speed automatic overdrive transmission with shift pattern selector and lock-up torque converter that lets you program different shifting modes—"Normal" for normal driving, or "Power" when you need extra acceleration or pulling power—with the touch of a button.

Camry puts style into family transporta-

tion, too. With its aerodynamic headlights, expanded window areas for excellent visibility, and sleek wind-cheating lines,

Camry represents the most advanced technology in family sedan design.

Camry puts the fun back in driving. When the road throws you a curve, Camry responds. Front-wheel drive with variable


assist power rack-and-pinion steering provides traction and keeps the driver in touch with the road for precise control. For sure stops, there are power-assisted ventilated front disc/rear drum brakes.

For 1985, Camry offers you a choice of 4-Door LE or Deluxe Sedans, 5-Door LE or Deluxe Liftbacks, and a 4-Door

Deluxe Turbo-Diesel Sedan.

Add up the numerous features of Camry, look at the built-in quality throughout, and you'll come to one conclusion: The roomy Camry is an exceptional value.

*See EPA mileage statement on Specifications page. Shown with optional equipment. See Features chart for details.



CAMRY LE SEDAN

ROOM AND COMFORT FOR FIVE

Camry's spacious interior invites you to stretch out, relax, and make yourself comfortable. It utilizes Toyota's proven front-wheel drive engineering and innovative, space-expanding design to provide plenty of room for five adults.

The seats are wide, deep-cushioned, and

upholstered in soft, patterned cloth. There's plush wall-to-wall carpet underfoot.

Camry LE has a 7-way adjustable driver's seat with a 3-position lumbar support, a 2-way seat cushion height adjuster, 2-way headrest, and firm, comfortable side supports.

Camry's easy-to-read Instrument panel is

set into a thickly padded dash. You can choose an optional Electronic Display Instrument Panel for LE models.

Camry LE's special conveniences include optional driver-controlled power door locks and a key-in-ignition interlock that prevents the open driver's door from locking if the

key is in the ignition. An illuminated entry/fade-out system lights the interior for a few seconds after the doors are closed.

Additional Camry LE conveniences include dual power remote controlled outside mirrors and rear wiper/washer on the Liftback model.


Camry LE models entertain you with the clear, resonant tones of an electronic AM/FM/MPX stereo receiver with five speakers and automatic power antenna.

Every Camry has a tilt steering wheel, an electric rear window defogger, and an automatic-off headlight system which turns

off exterior lights left on when the ignition is off and the door is opened.

Whether you're driving with your family or carpooling with co-workers, Camry has room, comfort, and convenience for all.

Shown with optional equipment. See Features chart for details.



CAMRY LE SEDAN INTERIOR

FAMILY ROOM AND PRACTICALITY

The 1985 Toyota Camry Liftback makes a striking first impression. Beneath its stylish exterior, the Camry Liftback is one of the most practical, comfortable cars a family can enjoy.

The Camry Liftback welcomes you and your family inside with room and comfort. There's plenty of leg-crossing, arm-stretch-

ing, hip-shifting room for five adults. All seats are deep-cushioned and plushly upholstered in attractive cloth fabric for added comfort. The multi-adjustable driver's seat can be tailored to your individual needs, and conveniences include twin glove compartments. LE models have dual power remote controlled mirrors.

Perhaps the best feature of the Camry Liftback is its practicality. Raise the wide-opening rear hatch and you'll find 20.4 cubic feet of carpeted cargo space. The removable cargo shelf completely conceals valuables behind the rear seats. When you have more to carry, just fold down the Liftback's split rear seatbacks, and the

carpeted cargo space expands to a whopping 41.3 cubic feet. And you'll appreciate the low liftover height for easy loading and unloading of bulky or heavy items.

As on all Camrys, child protector door locks keep rear doors securely locked for peace of mind when travelling with small children. There are also conveniently


located, factory-installed anchors for child restraint systems.

The Liftbacks are powered by a 2.0 liter electronically fuel-injected SOHC engine with an Electronically Controlled 4-speed automatic overdrive transmission with shift pattern selector and lock-up torque converter. Variable assist power rack-and-

pinion steering and power-assisted ventilated front disc/rear drum brakes enhance Camry's drivability.

The 1985 Camry Liftback. It gives you comfortable, practical, and reliable family transportation for years to come.

Shown with optional equipment. See Features chart for details.



THE CAMRY STORY

Camry meets your needs by design. The advanced front-wheel drive layout allows the expansion of interior room to provide spacious comfort for five.

Camry's designers included thoughtful comforts and conveniences throughout. A 7-way adjustable driver's seat (LE models) can be tailored to your body for maximum

comfort and support. Plenty of luggage space was also a requirement, so Camry's cargo space is expansive. The Wide-Flo ventilation system, with multiple vent control to give you a wide range of comfort zones, directs fresh air up and over front seats to refresh rear seat passengers. For the driver, there's a convenient

electronic panel to the left of the steering wheel that shows automatic transmission gear selector position, ECT mode, and overdrive on/off.

Energetic performance was another design requirement. It begins with an electronically fuel-injected 2.0 liter SOHC engine. Microcomputer-controlled Elec-

tronic Fuel Injection delivers brisk acceleration and impressive fuel economy* by precisely metering the right amount of fuel for the driving situation.

Depending on the model you choose, Camry's engine is teamed with either a smooth-shifting 5-speed overdrive or Electronically Controlled 4-speed automatic

overdrive transmission (ECT) with shift pattern selector and lock-up torque converter. Camry is responsive and agile. Its front-wheel drive helps pull you through with added traction. Rack-and-pinion steering gives you the true feel of the road. And Camry's 4-wheel independent suspension with MacPherson struts and low-pressure

gas-filled rear shocks smooths the ride. All of Camry's advanced technology isn't visible, but one ride will tell you it's there—along with traditional Toyota quality, dependability and value throughout.


*See EPA mileage statement on Specifications page. Shown with optional equipment. See Features chart for details.



DUAL STORAGE COMPARTMENTS LE POWER REMOTE CONTROLLED LED MIRRORS CRUISE CONTROL



LE ELECTRONIC DISPLAY INSTRUMENT PANEL



CAMRY DESIGN FOR ROOM AND COMFORT



rack-and-pinion steering



ELECTRONICALLY CONTROLLED 4-SPEED AUTOMATIC OVERDRIVE TRANSMISSION



TRANSMISSION SHIFT MODES



FRONT-WHEEL DRIVE TECHNOLOGY



3-SPEED OVERDRIVE TRANSMISSION

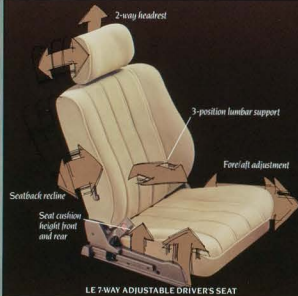
ADVANCED TECHNOLOGY
Camry includes 4-wheel independent suspension, rack-and-pinion steering, gas-filled rear shocks, and power-assisted ventilated front disc brakes.



WIDE-FLO VENTILATION

CREATURE COMFORTS
Camry is designed for maximum interior room and comfort. LE models have 7-way adjustable driver's seat. Optional Electronic Display Instrument Panel is available on LE models.

FEATURES



LE 7-WAY ADJUSTABLE DRIVERS SEAT

DIMENSIONS



TUNGSTEN HALOGEN HEADLIGHTS



ELECTRONIC FUEL INJECTION

ELECTRONIC FUEL INJECTION
Camry's 2.0 liter SOHC engine has EFI for precise fuel metering and optimum efficiency.



1.8 LITER SOHC TURBO-DIESEL ENGINE

TURBO-DIESEL ECONOMY
Choose Camry Deluxe Turbo-Diesel Sedan with Toyota turbocharger for outstanding diesel performance and great fuel efficiency.

MILEAGE



Camry with 5-speed overdrive transmission.

Remember, compare these mileage estimates to the EPA estimates of other vehicles with manual transmissions. Actual mileage will vary depending upon the vehicle's options, driving conditions, driving habits and the vehicle's condition.

GET THE CAMRY FEELING!

BUCKLE UP... IT'S A GOOD FEELING!

Safety experts say, "Buckle up!" Here's why:

- Properly adjusted seat belts can help the driver maintain better control.
- Studies show that generally the safest place in a collision is inside your vehicle.

Seat belts can help keep you there.

Small children can be injured during quick turns or sudden stops; they should be provided with a child restraint system dynamically tested to meet federal standards. Select a restraint system carefully.

The seat belts in the 1985 Toyota Camry are designed to meet or exceed all gov-



ernment requirements, and are also engineered for simple operation and maximum comfort.

Familiarize yourself with the operation of your Toyota's seat belts, and remember: for peace of mind, buckle up... It's a good feeling!

QUALITY CARLS, PARTS & SERVICE

Toyota stands for quality cars, parts and service. That's why, in an independent owner survey* covering 25 major import and domestic one-year-old cars sold in America, Toyota owners reported less service and repairs needed, giving a higher

level of satisfaction than any make except Mercedes-Benz. Every Toyota is tested and inspected at every stage of manufacture and is covered by Toyota's 2-year/24,000-mile limited powertrain warranty.** And every Toyota owner can call on expert service and genuine Toyota and

Toyota-approved parts at nearly 1100 dealers nationwide.

You can count on Toyota dealers to help you keep that Toyota feeling.

*Source: I. D. Power & Associates Customer Satisfaction Survey, 1983.
**See your Toyota dealer for details.

DELUXE REAR WINDOW WIPER/WASHER

LE ALLOY WHEELS

VARIABLE ASSIST POWER STEERING

LE TWO-TONE PAINT

LE ELECTRONIC DISPLAY INSTRUMENT PANEL

LE POWER PACKAGE

DUAL STAGE AIR CONDITIONING

CRUISE CONTROL

LE POWER SUNROOF

AM/FM MPX STEREO RECEIVER WITH 4 SPEAKERS

AM/FM MPX TUNER WITH 5 SPEAKERS, CASSETTE AND GRAPHIC EQUALIZER

AUTOMATIC POWER ANTENNA

SOUND CHOICES
Add concert-quality sound to Camry Deluxe with AM/FM/MPX stereo receiver with four speakers. Or choose electronic AM/FM/MPX tuner with five speakers, cassette and 7-band graphic equalizer for Camry LE.

COMFORT AND CONVENIENCE.
Depending on the model, Camry can be equipped with dual-stage air conditioning, power sunroof, Power Package with power windows, power door locks, Cruise Control, and more.

OPTIONS

FEATURES

S—Standard O—Optional —Not Available

	4-Door LE Sedan	5-Door LE Liftback	4-Door Deluxe Turbo Diesel Sedan	4-Door Deluxe Sedan	5-Door Deluxe Liftback
MECHANICAL					
20 liter 4-cylinder SOHC gasoline engine/front wheel drive	S	S	—	S	S
1.8 liter 4-cylinder SOHC Turbo-Diesel engine/rear wheel drive	—	—	S	—	—
Electronic Fuel Injection	S	S	—	S	S
Fully transistorized ignition	S	S	—	S	S
Electronically Controlled 4-speed automatic overdrive transmission with shift pattern selector and lock-up torque converter	S	S	S ¹	O	S
5-speed overdrive transmission	—	—	—	—	—
MacPherson strut front suspension	S	S	S	S	S
Independent rear suspension with MacPherson struts and gas-filled shock absorbers	S	S	S	S	S
Rack-and-pinion steering	S	S	S	S	S
Power-assisted brakes (ventilated front disc/rear drum)	S	S	S	S	S
EXTERIOR					
Styled steel wheels with chrome center cap and steel-belted radial tires	S ²	S ²	S	S	S
Aluminum alloy wheels	O	O	—	—	—
Color-keyed front and rear bumpers	S	S	—	—	—
Euro-styled fungen halogen headlights	S	S	S	S	S
Extra-wide protective side moldings	S	S	S	S	S
Dual power remote controlled outside mirrors	S ³	S ³	S ³	S ³	S ³
Intrusion Monitoring System	O ⁴	O ⁴	O ⁴	O ⁴	O ⁴
Power sunroof with mail slot	O	O	—	—	O
Rear window wiper/washer with mist cycle	O	O	—	—	O
Rear interior sunshade	—	—	—	—	—
Two-Tone Paint Package—Includes two-tone paint, body side pin stripe and bronze tinted glass	O	O	—	—	—
INTERIOR					
tachometer, coolant temperature and dual-scale fuel gauges	S	S	—	—	—
Resettable trip meter	S	S	S	S	S
Electronic Display Instrument Panel—Includes digital speedometer, graphic electronic tachometer, fuel and temperature level indicators	O	O	—	—	O
Cruise Control	O	O	O	O	O
Variable assist power steering	S	S	S	S	S
Tilt steering wheel	S	S	S	S	S
Power Package—Includes power windows and door locks, Cruise Control and lock-up torque converter	O	O	—	—	O
Dual-stage air conditioning	O	O	O	O	O
Key-in ignition interlock	O	O	—	—	O
Automatic-off headlight system	S	S	S	S	S
Automatic illuminated entry/fade-out system	S	S	—	—	S
Electric rear window defogger	S	S	S	S	S
Power-assisted Wide-Flap Ventilation	S	S	—	—	S
Tinted glass with upper shaded windshield band	S	S	S ¹	S ¹	S ¹
Digital quartz clock	S	S	—	—	S
Analog quartz clock	—	—	S	S	S
Padded instrument panel with train glass compartments	S	S	S	S	S
Center console with storage area and armrest	S ⁵	S ⁵	S	S	S
Remote trunk/luggage and fuel filler door releases	S	S	S	S	S
Reclining front bucket seats with adjustable headrests	S ⁶	S ⁶	—	—	S ⁶
Driver's seat vertical height adjustment	S	S	S	S	S
Driver's seat 7-way adjustments with 1-way lumbar support	S	S	—	—	S
Clutch seats	—	—	S	S	S
Fold-down split rear seatbacks	—	—	S	S	S
Full carpeting including trunk/cargo area	S	S	S	S	S
Luxury grade carpeted floor mats	O	O	O	O	O
AM/FM/MPX stereo receiver with 4 speakers	—	—	O	O	O
Electronic AM/FM/MPX stereo receiver with 5 speakers and automatic power antenna	S	S	—	—	S
Electronic AM/FM/MPX stereo tuner with 5 speakers, cassette, graphic equalizer and automatic power antenna	O	O	—	—	O

¹Not Electronically Controlled and without shift pattern selector. ²With trim rings. ³With wide-view passenger-side convex mirror. ⁴With manual remote control and wide-view passenger-side convex mirror. ⁵Available only on LE. ⁶Optional with 5-speed overdrive transmission. ⁷Without upper shaded windshield band. ⁸With trim storage area. ⁹Washable adjustable headrests. ¹⁰With fold-down rear armrest.

SPECIFICATIONS

	GASOLINE		TURBO DIESEL	
	4-Door LE	5-Door LE	4-Door Turbo Diesel	5-Door Turbo Diesel
ENGINE TYPE	4-cylinder SOHC EFI		4-cylinder SOHC Turbo	
DISPLACEMENT	2.0 liters (199 cc)		1.8 liters (189 cc)	
HORSEPOWER (SAE NET)	52 @ 4000 rpm		73 @ 4000 rpm	
TORQUE (SAE NET)	113 ft-lbs @ 3600 rpm		104 ft-lbs @ 3000 rpm	
ROOF FRAME CONSTRUCTION	Unitized body			
SUSPENSION FRONT	MacPherson strut			
SUSPENSION REAR	Independent, with MacPherson struts and gas-filled shock absorbers			
STEERING TYPE	Rack-and-pinion, collapsible shaft			
BRAKES	Power-assisted ventilated front disc with audible alert wear indicators/rear drum			
EXTERIOR DIMENSIONS (inches)	102.4	102.4	102.4	102.4
Wheelbase	102.4	102.4	102.4	102.4
Overall length	175.6	175.6	175.6	175.6
Overall width	66.5	66.5	66.5	66.5
Overall height	54.9	53.9	54.9	53.9
Tread width (front)	57.7	57.7	57.7	57.7
Tread width (rear)	55.9	55.9	55.9	55.9
INTERIOR DIMENSIONS (inches)				
Head room (front)	38.8	37.8	38.8	38.8
Head room (rear)	37.0	36.2	37.0	36.2
Leg room (front)	42.4	42.4	42.4	42.4
Leg room (rear)	34.6	33.8	34.6	33.8
Shoulder room (front)	53.6	52.6	53.6	52.6
Shoulder room (rear)	55.0	53.0	55.0	53.0
CURB WEIGHT (lbs)	N.A.	N.A.	N.A.	N.A.
4-speed overdrive	2425	2469	2351	2381
5-speed automatic overdrive	2435	2469	2351	2425
CAPACITIES				
Luggage capacity, rear seat up (cu. ft.)	13.6	20.4	13.6	20.4
Luggage capacity, rear seat down (cu. ft.)	N.A.	41.3	N.A.	41.3
Fuel tank capacity (gallons)	14.3	14.5	14.3	14.5
TIRES (steel-belted radials)				
Blackwall	BB/70SR13	BB/70SR13	BB/70SR13	BB/70SR13
Blackwall	BB/70SR13	BB/70SR13	BB/70SR13	BB/70SR13
EXTERIOR COLORS (INTERIOR COLORS)				
Solid	Blackwall	Blackwall	Blackwall	Blackwall
White (Gray or Blue)	BB/70SR13	BB/70SR13	BB/70SR13	BB/70SR13
Dark Blue (Beige)	BB/70SR13	BB/70SR13	BB/70SR13	BB/70SR13
Solid	Blackwall	Blackwall	Blackwall	Blackwall
Silver (Gray or Blue)	BB/70SR13	BB/70SR13	BB/70SR13	BB/70SR13
Light Beige (Beige)	BB/70SR13	BB/70SR13	BB/70SR13	BB/70SR13
Brown (Beige)	BB/70SR13	BB/70SR13	BB/70SR13	BB/70SR13
Light Blue (Blue)	BB/70SR13	BB/70SR13	BB/70SR13	BB/70SR13
MILEAGE ESTIMATES*		Gasoline		Turbo-Diesel
City MPG/HW MPG	27/32	4-speed Automatic	27/32	4-speed Automatic Overdrive
		5-speed Automatic Overdrive	29/34	30/33
CITY MPG/HW MPG	27/32	Gasoline	29/34	Turbo-Diesel
		4-speed Automatic	27/32	4-speed Automatic Overdrive
		5-speed Automatic Overdrive	29/34	30/33

*N.A.—Not Applicable. **Not all colors available in all models. †Horsepower compares these mileage estimates to the EPA estimates of other vehicles. Actual mileage will vary depending upon the vehicles options, driving conditions, driving habits and the vehicle condition. ‡Specifications and equipment based on available information at time of printing and are subject to change without notice. §Cover vehicle and others shown with optional equipment. See Features chart. ¶For details on options, accessories and specifications in your area, contact your Toyota dealer. See 1985 Toyota Accessories brochure for additional Toyota-approved accessories.