

TOYOTA CRESSIDA



GET  
WHAT  
FEELING

TOYOTA

## THE LUXURIOUS TOYOTA

The all-new Cressida Luxury Sedan for 1985 is Toyota's most refined combination of luxury, performance, and style.

Cressida is a driver's delight—a responsive, well-balanced, high-performance sedan. Its smooth 2.8 liter 6-cylinder electronically fuel-injected Twin Cam engine puts 156 horses at the driver's command.

An Electronically Controlled 4-speed automatic overdrive transmission with shift pattern selector and lock-up torque converter allows the driver to select a "Normal" or "Power" driving mode to suit varying driving conditions. Speed Sensing power steering provides optimum steering feel based on vehicle speed. Independent

rear suspension and power-assisted ventilated 4-wheel disc brakes supply road holding and stopping power to match Cressida's performance.

The tungsten halogen headlights are flush-mounted. Sidewindows are flush, and an air dam beneath the front bumper further streamlines Cressida.

The luxury interior is the product of true craftsmanship. Deeply cushioned, richly upholstered seats provide support and comfort for driver and passengers. A state-of-the-art Technics\* electronic tuning AM/FM/MPX stereo with integral cassette player, 9-band graphic equalizer and 4 speakers provides a quality of sound

unsurpassed among factory sound systems. Automatic temperature control air conditioning with soft-touch controls. Cruise Control, power windows and door locks, and a memory-type tilt steering wheel are standard equipment as well.

A one-touch control rear tilt and slide power sunroof and an Electronic Display

Instrument Panel are among the select group of options for Cressida.

The 1985 Cressida Luxury Sedan: an impeccable balance of luxury, performance, and style.

\*Technics is a trademark of the Matsushita Electric Industrial Co., LTD. Shown with optional equipment. See Features chart for details.



CRESSIDA LUXURY SEDAN



2.8 LITER TWIN CAM ENGINE



CRESSIDA LUXURY SEDAN

## THE CRESSIDA LUXURY ENVIRONMENT

The interior of the Cressida Luxury Sedan reflects true craftsmanship. Luxurious fabrics and materials, such as the optional glove-soft leather shown here, provide maximum comfort and delight to the eye. The 7-way adjustable driver's seat has a 2-way vertical seat adjuster as well as 3-way lumbar support, and seatback angle

adjustment. A memory-type tilt steering wheel lets the driver enter easily, then return the wheel to its preset position.

The rear passenger compartment is spacious, with extraordinary shoulder and hip space, and stretch-out legroom.

For sheer pleasure, a Technics electronic tuning AM/FM/MPX stereo with integral

cassette player, 9-band graphic equalizer, and four speakers is built into every Cressida. This advanced system features Dolby<sup>®</sup> NR, Cr O<sub>2</sub> tape compatibility, auto tape equalization and auto program selection. The use of advanced sound-deadening and vibration-damping materials has made Cressida very quiet at highway

speeds, the better to enjoy the superb Technics sound system.


A Satellite Switch Group is mounted just to the right of the steering column at eye level for fingertip control of audio and climate systems. A second Satellite Group to the left of the wheel houses the outside power mirror controls, hazard warning

switch, and outside mirror heater control. For state-of-the-art instrumentation, the optional Electronic Display Instrument Panel supplies continuous operating information. A Trip Computer/Service Reminder gives you time and date, calculates miles-per-gallon, and cruising range. It can be programmed to remind you of key

dates and service intervals, and also has a built-in electronic stopwatch.

For those who desire a car with an exhilarating blend of luxury and performance, Cressida is a superb choice.

\*TM Dolby Laboratories Licensing Corp. Shown with optional equipment. See Features chart for details.



CRESSIDA LUXURY SEDAN LEATHER INTERIOR

# THE TECHNOLOGY OF LUXURY

Cressida's powerful Twin Cam engine makes a perfect match for the smooth-shifting Electronically Controlled 4-speed automatic overdrive transmission with "Normal" and "Power" shift pattern selection and lock-up torque converter.

For the Cressida Luxury Sedan there's an optional 5-speed overdrive transmission

with limited-slip differential. This model also features Toyota's Electronic Modulated Suspension System which allows the driver to select "Normal" or "Sport" driving modes. TEMS automatically selects one of the system's three levels of adjustment to provide optimum handling to match varying driving conditions.

Also new for 1985 is the Technics sound system with electronic tuning AM/FM/MPX stereo with integral cassette player, 9-band graphic equalizer, and four high-performance dual-cone speakers. This advanced system has Dolby NR, CrO, CrO<sub>2</sub> tape compatibility, auto tape equalization, and auto program selection. Other features

include automatic control air conditioning, outside mirrors with defogger, an automatic-off headlight system, an illuminated entry/facel-out system, and a Theft Deterrent System, automatically activated when doors are locked. If entry is attempted without a key, the lights will flash and the horn will sound.

Both front seats feature Toyota's unique Automatic Shoulder Belt System. Whenever a front door is opened, the shoulder belt moves out of the way for easy entry or exit. When the door is closed and the ignition switch turned on, the motor-driven shoulder belt automatically returns to the proper wearing position.

The driver's seat adjusts seven ways to provide the most comfortable seating. When you add up all the features of the 1985 Cressida, you'll be convinced that this is an irresistible combination of high technology and sumptuous luxury.

Shown with optional equipment. See Features chart for details.



**VENTED 4-WHEEL DISC BRAKES**



**ELECTRONICALLY CONTROLLED TRANSMISSION**



**4-SPEED AUTOMATIC OVERDRIVE TRANSMISSION**



**EFI**



**TUNGSTEN HALOGEN HEADLIGHTS**



**2.8 LITER TWIN CAM ENGINE**



**QUIET POWER**  
Cressida's 2.8 liter 6-cylinder electronically fuel-injected Twin Cam engine runs smoothly and quietly to a peak horsepower output of 156 at 5200 rpm.




**TECHNICS AM/FM/MPX STEREO**



**SATELLITE SWITCH GROUP**



**MEMORY TYPE TIRE WHEEL**



**AUTOMATIC POWER ANTENNA**



**DUAL LIGHTED VANITY MIRRORS**



**FINGERTIP CONTROL**  
The full complement of power conveniences includes power windows, door locks, power remote controlled outside mirrors with defogger, and automatic power antenna.



**CRUISE CONTROL**



**5-SPEED OVERDRIVE TRANSMISSION**




**2-WAY ELECTRONIC MODULATED SUSPENSION**




**SUPERB HANDLING**  
For outstanding road handling, the Cressida with 5-speed includes Toyota's Electronic Modulated Suspension System (TEMS) and a limited-slip differential.


**TRAY ADJUSTABLE DRIVER'S SPORT SEAT**




**ALUMINUM ALLOY WHEELS**




**AUTOMATIC SHOULDER BELTS**




**FULLY CARPETED TRUNK**




**POWER REMOTE CONTROLLED OUTSIDE MIRRORS WITH DEFOGGER**



**AUTOMATIC TEMPERATURE CONTROL AND AUTO TUNING**



**POWER WINDOWS AND DOOR LOCKS**



**FULL 3-PASSENGER SEATING**



**BRILLIANT SOUND**  
Technics electronic tuning AM/FM/MPX stereo with integral cassette player and 9-band graphic equalizer includes four high-performance dual-cone speakers.

## FEATURES

## LUXURIOUS VERSATILITY

The Cressida Luxury Wagon\* is one of the very few contemporary vehicles to offer a combination of high performance, luxury, and advanced design in a station wagon configuration.

This is one of the most aerodynamically efficient station wagons ever produced.

with its flush surface headlights, front air dam, and flush-mounted sidewindows.

On the road, the Wagon is very much a driver's machine. The Toyota 2.8 liter 6-cylinder electronically fuel-injected

Twin Cam engine provides more than ample power for effortless cruising even

when the Wagon is carrying a maximum load. The tuned suspension and rack-and-pinion steering with Speed Sensing power assist eliminate the sluggish road feel of lesser wagons.

The spacious rear cargo area is fully carpeted. The door opens to 70.2 cubic

feet of flat-floored cargo space with a low liftover height. All five doors are guarded by an automatically activated alarm-sounding Theft Deterrent System.

All of the luxurious interior amenities are present, including the Technics sound system, Satellite Switch Groups, automatic

temperature control air conditioning with soft-touch controls, power windows and door locks, and Cruise Control.

Especially important in a long-distance touring vehicle are the comfort and control offered by fully reclining front and control Sport Seats and the total adjustability

of the driver's seat. Cressida's seats, front and rear, are second to none in comfort.

The Cressida Wagon stands out as a unique combination of performance, luxury and versatility.

\*Available late Fall 1984.  
Shown with optional equipment. See Features chart.



SPORT SEAT INTERIOR

CRESSIDA LUXURY WAGON



CRESSIDA LUXURY WAGON

# GET THE CRESSIDA FEELING!

**BUCKLE UP... IT'S A GOOD FEELING!**  
 Safety experts say, "Buckle up!" Here's why:  
 • Properly adjusted seat belts can help the driver maintain better control.  
 • Studies show that generally the safest place in a collision is inside your vehicle.  
 Seat belts can help keep you there.

• Small children can be injured during quick turns or sudden stops; they should be provided with a child restraint system dynamically tested to meet federal standards. Select a restraint system carefully.  
 • The seat belts in the 1985 Toyota Cressidas are designed to meet or exceed all




government requirements, and are also engineered for simple operation and maximum comfort. Familiarize yourself with the operation of your Toyota's seat belts, and remember: for peace of mind, buckle up... It's a good feeling!

**QUALITY CARS. PARTS & SERVICE**  
 Toyota stands for quality cars, parts, and service. That's why, in an independent owner survey<sup>1</sup> covering 25 major import and domestic one-year-old cars sold in America, Toyota owners reported less service and repairs needed, giving a higher

level of satisfaction than any make except Mercedes-Benz. Every Toyota is tested and inspected at every stage of manufacture and is covered by Toyota's 2-year/24,000-mile limited powertrain warranty.<sup>2</sup> And every Toyota owner can call on expert service and genuine Toyota and

Toyota-approved parts at nearly 1100 dealers nationwide.  
 You can count on Toyota dealers to help you get the Toyota feeling.

<sup>1</sup>Source: J. D. Power & Associates Customer Satisfaction Survey, 1983  
<sup>2</sup>See your Toyota dealer for details.



SUNROOF TILT UP POSITION



TILT AND SLIDE DOWN SUNROOF



LUXURY SEDAN TWO-TONE PAINT



ONE-TOUCH SUNROOF CONTROLS WITH MAPLIGHT



ELECTRONIC DISPLAY INSTRUMENT PANEL

**INSTRUMENTATION**  
 The Electronic Display Instrument Panel displays speed, engine rpm, fuel level, and coolant temperature as digital or graphic readouts. Also included are dual digital tripmeters, ECT mode and shift pattern selector. The Trip Computer/Reminder Service calculates lay dates, MPG, and remaining cruise range.



LEATHER SEAT TRIM

## OPTIONS

## FEATURES

	4-Door Luxury Sedan	5-Door Luxury Wagon <sup>1</sup>
S—Standard O—Optional —Not Available		
<b>MECHANICAL</b>		
2.8 liter 6-cylinder Twin Cam engine with Electronic Fuel Injection	S	S
Fully transmissioned ignition	S	S
Electronically Controlled 4-speed automatic; overdrive transmission with shift pattern selector and lockup torque converter	S	S
5-speed overdrive transmission with limited-slip differential and Toyota Electronic Modulated Suspension System (TEMS)	O	—
MacPherson strut front suspension	S	S
Independent rear suspension with gas-filled shock absorbers	S	—
4-link rear suspension with stabilizer bar	—	S
Power-assisted ventilated 4-wheel disc brakes	S	S <sup>2</sup>
<b>EXTERIOR</b>		
15" x 6" aluminum alloy wheels	S	S <sup>2</sup>
20-MARCH radial tires	S	S <sup>2</sup>
Full-size spare tire with steel wheel	S	S
Euro-styled tungsten halogen headlights	S <sup>2</sup>	S
Color-keyed front/rear bumpers and front/rear mud guards	S	S
Theft Deterrent System	S	S <sup>2</sup>
Wide protective side moldings	S	S
Dual power remote controlled mirrors with defogger and wide-view passenger-side convex mirror	S	S
One-touch tilt and slide power sunroof with dual maplight	O	—
Chrome fixed-basket roof rack	—	O
Twin rear window wiper/washer	O	S
Tachometer	—	—
<b>INTERIOR</b>		
Tachometer, coolant temperature gauges and resettable tripmeter	S	S
Electronic Display Instrument Panel—including digital dual two-tone speedometer, graphic electronic tachometer, fuel and temperature level indicators	O <sup>2</sup>	O
Trip Computer/Service Reminder	O	O
Speed Sensing power rack and pinion steering	S	S
Memory-type tilt steering wheel and Cruise Control	S	S
Soft-touch automatic temperature control air conditioning	S	S
Steering column-mounted controls	S	S
Driver's Satellite Switch Group <sup>3</sup> Left—includes power mirror, outside mirror defogger and hazard warning controls	S	S
Driver's Satellite Switch Group <sup>3</sup> Right—includes automatic air conditioning and key stereo controls	S	S
Electric rear window defogger	S	S
Locking fuel filler door with remote release and remote trunk release	S	S <sup>2</sup>
Dual illuminated rear wiper mirrors	—	S
Digital quartz clock	S	S
Automatic off-headlight system	S	S
Automatic illuminated entry (lock-out system)	S	S
Power windows and centrally controlled power door locks	S	S <sup>2</sup>
Flush-mounted tinted glass with upper shielded windshield band	S <sup>2</sup>	S
Reclining front bucket seats with 7-way adjustable (driver's seat includes 2-way adjustable headrests)	S	S
Luxury velour cloth seat trim	S	S
Luxury cloth SPORT Seats	S <sup>2</sup>	S
Leather Seat Trim Package—includes leather seat trim, leather-wrapped steering wheel and coordinated door trim	O <sup>2</sup>	—
Automatic shoulder belt system	S	S
Full crevice with storage area and padded armrest	S	S
Carpeted floor mats and fully padded trunk/cargo area	S	S
Luxury carpeted floor mats with tinted Nevada leop	O	O
Electronic tuning Technics AM/FM/MPX stereo with 4 speakers, cassette, 9-band graphic equalizer and automatic power antenna	S	S

<sup>1</sup>Available late fall 1984.  
<sup>2</sup>Standard on 4-door sedan, 15" x 5.5" alloy wheels, 199/70SR14 steel-belted radials. With headlight washers on 5-speed Sedan. \*Tire not included. Available with ECT automatic steel-belted radial. With headlight washers on 5-speed Sedan. \*Tire not included. Available with ECT automatic steel-belted radial. With headlight washers on 5-speed Sedan. \*Tire not included. \*Tinted tinted glass standard with Maroon and beige interiors. \*Standard on 5-speed Sedan only. Not available with ECT automatic transmission. \*Includes leather-wrapped gear shift knob on 5-speed Sedan.

## SPECIFICATIONS

	4-Door Luxury Sedan	5-Door Luxury Wagon
<b>ENGINE TYPE</b>		
DISPLACEMENT	2.8 liters (1799 cc)	6-cylinder Twin Cam EFI
HORSEPOWER (SAE NET)	156 @ 5300 rpm	156 @ 5300 rpm
TORQUE (SAE NET)	165 ft-lbs @ 4500 rpm	165 ft-lbs @ 4500 rpm
<b>ROOF FRAME CONSTRUCTION</b>		
	Unitized body	
<b>SUSPENSION FRONT</b>		
SUSPENSION REAR (SEDAN)	MacPherson strut, coil springs and stabilizer bar	
SUSPENSION REAR (WAGON)	Semi-trailing arm independent rear suspension, coil springs, gas-filled shock absorbers and stabilizer bar	
<b>STEERING TYPE</b>		
BRAKES, SEDAN	Power-assisted ventilated 4-wheel disc	
BRAKES, WAGON	Speed Sensing power rack-and-pinion, collapsible shaft, power-assisted ventilated 4-wheel disc	
<b>EXTERIOR DIMENSIONS (inches)</b>		
Wheelbase	104.5	104.5
Overall length	187.8	189.6
Overall width	66.5	66.5
Overall height	54.1	55.7
<b>INTERIOR DIMENSIONS (inches)</b>		
(Without sunroof)		
Head room	38.8	38.8
Leg room	37.6	38.1
Shoulder room	42.0	42.0
Shoulder room (rear seat down (cu. ft.))	35.2	35.9
Shoulder room (rear seat up (cu. ft.))	55.0	55.0
Shoulder room (rear seat down (cu. ft.))	54.7	54.7
<b>CAPACITIES</b>		
Cargo capacity rear seat down (cu. ft.)	N/A	70.2
Luggage capacity rear seat up (cu. ft.)	12.9	18.4
Fuel tank capacity (gallons)	18.5	38.2
<b>CURB WEIGHT (lbs.)</b>		
4-speed automatic overdrive 5-speed overdrive	3142	3097
	3131	N/A
<b>TIRES</b>		
Type	Steel belted radial	Steel belted radial
Size	blackwall 195/60SR14	blackwall 195/60SR14
<b>EXTERIOR COLORS / INTERIOR COLORS</b>		
	Gold	Metallic Clear Coat
Sold	Super White (Maroon-Jade Gray)	Optional Two-Tone Black-Jade Gray (Jade Gray)
Super Silver (Cool Gray)	Grayish Brown (Boiger)	
Light Blue (Cool Gray)	Dark Blue (Cool Gray)	
Dark Blue (Cool Gray)	Jade Gray (Jade Gray)	

N/A—Not Applicable. <sup>2</sup>Not all colors available in all models.  
 Specifications and equipment based on information available at time of printing and are subject to change without notice. Cover vehicle and others shown with optional equipment; see Features chart. For details on options, accessories and specifications in your area, contact your Toyota dealer. See 1985 Toyota Accessories brochure for additional Toyota-approved accessories.