

## S A T I S F A C T I O N

**THE  
TOYOTA TOUCH**

Toyota Touch is the philosophy that customer satisfaction is our most important goal.

You experience the Toyota Touch the first time you enter a Toyota showroom and are greeted with both courtesy and respect. The Toyota Touch means that buying a Toyota must be as reassuring and satisfying as owning a Toyota. The experience continues after you buy your Toyota: courtesy and competence combine to assure complete service satisfaction.

Toyota has earned its reputation for delivering outstanding product satisfaction by providing only the highest quality vehicles that meet your expectations.

The Van is America's most trouble-free new compact van\* and the 4Runner ranks as the #1 compact sport utility vehicle in customer satisfaction\*.

Toyota Trucks are consistently rated among the best available—a fact supported by their sales leadership year after year.\*\*

To help assure continued satisfaction, Toyota provides a toll-free number that you can call if you should have any questions. From



any location in the continental United States, just call us at 1-800-331-4331.

The Toyota Touch is our commitment to satisfy you every step of the way. It's important to you. It's important to us.

GET MORE FROM LIFE...BUCKLE UP!

\*J.D. Power & Associates 1987 Compact Truck CSI with Product Quality and Dealer Service (based on 1986 vehicles).

\*\*Wards Automotive Reports, calendar years 1985-86, combined compact pickups.

**TOYOTA QUALITY**  
WHO COULD ASK FOR ANYTHING MORE!

## 4 R U N N E R



TOYOTA

# A D V E N T U R E R

S R S

**4**RUNNER ADAPTS TO THE CHALLENGES  
OF ITS ENVIRONMENT. IN TOWN, IT'S A COMFORTABLE FAMILY MOVER.  
OFF ROAD, IT'S A POWERFUL PERFORMER.




*4Runner SR5 V6\**  
Shown in Dark Gray Metallic

\*Available Dec. 1987. Shown with optional equipment.

CIVILIZED

S R 5



*SR5 Sport Seat Interior  
Shown in Gray Cloth*

*Shown with optional equipment*

## V E R S A T I L E

Country-tough yet city-smart, the 4Runner offers versatility, 4WD performance, reliability, and style. And for customer satisfaction, 4Runner's been rated at the top of the sport utility class for the last two years in a row\*

■ **HIGH STYLE.** 4Runner is as comfortable on the boulevard as it is capable in the boondocks. Flared fender wells with mudguards cover wide all-season radial tires. The removable top is equipped with convenient sliding glass side windows. The power rear window with wiper/washer



SR5 Full Instrumentation

is just one of the 4Runner's many standard features. In addition, SR5 models include chrome rocker panel moldings and distinctive striping. Among 4Runner's custom styling options are a Chrome Package, metallic paint, and aluminum wheels for the SR5.

■ **COMFORT AND CONVENIENCE.** Standard features on 4Runner Deluxe include plush, cloth covered, contoured bucket seats for comfort. Dual outside mirrors, dual armrests, and a center console help make day-to-day driving a true pleasure. SR5 models add power-assisted steering, tilt wheel, tinted glass, digital quartz clock, AM/FM stereo electronic tuning radio, and much more. A full range of options includes a 7-way adjustable driver's seat in the Sport Seat Package. And with 80.9 cu. ft. of storage, there's plenty of room for cargo and passengers.

■ **ADVANCED TECHNOLOGY.** Toyota's time-proven 2.4-liter SDHC 4-cylinder powerplant with electronic fuel injection delivers high reliability and economy.\*\* Or choose Toyota's brand-new, state-of-the-art V6 engine! Features like EFI and the belt-driven over-head cams acting directly on the

valves increase torque and horsepower. It's the most advanced engine in its class. Power is passed through a 5-speed manual overdrive transmission or an optional electronically controlled 4-speed automatic overdrive with lock-up torque converter. Toyota's exclusive Hi-Trac independent front suspension provides sure-footed traction and high running ground clearance for off-road excursions.

■ **ONE FOR ALL.** The more active your lifestyle, the more you'll enjoy 4Runner's performance, comfort, spaciousness, and style.



\*J.D. Power & Associates 1986, 1987 Compact Truck CSI with Product Quality and Dealer Service

\*\*See mileage statement on page 11 for details.

\*Available Dec., 1987.



4Runner SR5  
Shown in Light Blue Metallic

Shown with optional equipment

**1** Toyota's new V6<sup>1</sup> is the most advanced V6 engine in its class. Its tuned intake manifold yields a broad torque curve. Direct-driven valve actuation reduces mechanical complexity and power loss. Electronic fuel injection precisely meters fuel flow to individual cylinders. And its knock control

system changes ignition timing to compensate for varying grades of gasoline. With unleaded fuel, this V6 produces 145 hp and 180 ft-lbs of torque. With premium unleaded fuel, the torque and power output is increased.

**2** Powerful 3500-lb. towing capacity\*\*—among the highest in its class—makes the 4Runner ideal for hauling and towing. (4Runner Deluxe shown in White)

**3** Removing 4Runner's tough, lightweight top allows you to load and haul large, awkward cargo and lets you make the most of the great outdoors!

**4** 4Runner is one stylish 4x4 that makes fun of the rough stuff. High 10.6-inch running ground clearance gets you over when you can't go around. Tough steel skid plates offer extra protection from off-road hazards.

**5** The 2-speed transfer case with indicator light is coupled to a wide-ratio 5-speed manual overdrive transmission and provides strong hill-climbing torque and smooth, efficient cruising power.

**6** Optional electronically controlled 4-speed automatic overdrive transmission has a fuel-efficient<sup>††</sup> lock-up torque converter. A 2-speed transfer case offers high and low ranges for a wide variety of driving situations.

**7** Sophisticated Hi-Trac independent front suspension positions the torsion bars out of harm's way at the upper A-arms.

**8** Double A-arm front suspension, equipped with gas-filled shocks on V6 models, provides exceptional comfort and control. Strong, ventilated disc brakes provide swift, sure stops.

<sup>1</sup>Available Dec. 1987.



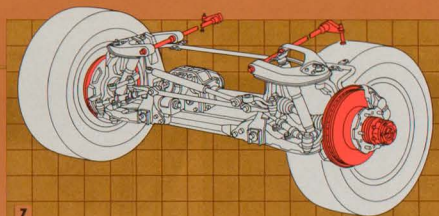
<sup>††</sup>With manual transmission, not to exceed GCWR of 7000 lbs. Requires an additional 3500-lb. weight-carrying frame-mounted class II tow hitch.

<sup>†</sup>Sportlight bar not intended for occupant safety.

<sup>†††</sup>See mileage statement on page 11 for details.

For further information on features and options, see page 11.

## C A P A B L E



Electronic fuel injection  
Tuned intake manifold  
Belt-driven overhead cams  
Direct-driven valves



**1** Outfit your 4Runner with an optional AM stereo/FM stereo electronic tuning radio with an auto-reverse cassette deck and a choice of dual or quad speakers.

**2** Technics® AM stereo/FM stereo electronic tuning radio with auto-reverse cassette deck and 5-way acoustic flavor/tone control equalizer delivers clean, powerful sound through four speakers.

**3** Quiet, powerful, efficient air conditioning adds comfort to hot-weather driving.

**4** Metallic paint adds style, as does the Chrome Package with durable electroplated front and rear bumpers, trim, and grille. Chrome and aluminum alloy wheels are available on SR5.

**5** Removable tinted-glass sun/moonroof with sunshade provides ventilation for enjoyable open-air motoring.

**6** Intrusion Monitoring System with motion sensor helps guard against break-ins.

**7** 4Runner's Power Package includes power windows/door locks, power antenna, and power remote mirrors.

**8** The column-mounted cruise control maintains precise highway speed for improved fuel efficiency.\*\*

\*Technics is a trademark of the Matsushita Electric Industrial Co., Ltd.  
\*\*See mileage statement on opposite page for details.

A V A I L A B L E



	SRS V6 5-Pass.	0-Optional 2-Pass.	Optional 2-Pass.	Not Available 5-Pass.	Not Available 2-Pass.
<b>PERFORMANCE</b>					
3.0-liter V6 DHC engine with electronic fuel injection (available Dec., 1987)	S	S	—	—	—
2.4-liter 4-cylinder SOHC engine with electronic fuel injection	—	—	S	S	S
5-speed manual overdrive transmission	S	S	S	S	S
Electronically controlled 4-speed automatic overdrive transmission (ECT)	0	0	0	—	—
With shift point selector and lock-up torque converter	0	0	0	—	—
2-speed transfer case with indicator light	S	S	S	S	S
Free-wheeling/manual-locking front hubs	S <sup>1</sup>	S <sup>1</sup>	S <sup>1</sup>	S	S
Automatic-locking front hubs	S <sup>2</sup>	S <sup>2</sup>	S <sup>2</sup>	—	—
Steel skid plates over front suspension, transfer case and fuel tank	S	S	S	S	S
Forged steel front tow hook	S	S	S	S	S

	SRS V6 5-Pass.	0-Optional 2-Pass.	Optional 2-Pass.	Not Available 5-Pass.	Not Available 2-Pass.
<b>EXTERIOR STYLING/DESIGN</b>					
Stylized steel wheels	S	S	S	S <sup>3</sup>	S <sup>3</sup>
Chrome wheels	0	0	0	—	—
Aluminum alloy wheels	0	0	0	—	—
Tungsten halogen headlamps	S	S	S	—	—
Dual sport-styled outside mirrors with passenger-side wide-view convex mirror	S	S	S	S	S
Front vent windows	S	S	S	0 <sup>4</sup>	0 <sup>4</sup>
Tinted glass	S	S	S	0 <sup>4</sup>	0 <sup>4</sup>
Tinted sliding side glass windows	S	S	S	S	S
Wheel well chip protectors	S	S	S	S	S
Front and rear mudguards	S	S	S	S	S
Metallic paint	0	0	0	0	0
Sun/moonroof with removable sunshade	0	0	0	—	—
Rear window wiper/washer	S	S	S	S	S
Rear bumper	S	S	S	S	S
Power rear window	S	S	S	S	S
Removable rear top	S	S	S	S	S
Lockable one-touch tailgate release	S	S	S	S	S

	SRS V6 5-Pass.	0-Optional 2-Pass.	Optional 2-Pass.	Not Available 5-Pass.	Not Available 2-Pass.
<b>INTERIOR COMFORTS</b>					
Tachometer, fuel level, oil pressure, voltmeter and coolant temperature gauges	S <sup>5</sup>	S <sup>5</sup>	S <sup>5</sup>	S <sup>5</sup>	S <sup>5</sup>
Mist cycle wipers/twin stream washer	—	—	—	S	S
Electric rear window defogger	—	S	S	0	0
Power steering	S	S	S	0	0
Tilt steering wheel and adjustable intermittent wipers	S	S	S	0	0
Digital quartz clock	S	S	S	0	0
Power-boosted Flo-thru ventilation	S	S	S	S	S
Rear heater	0	0	0	—	—
Air conditioning	0	0	0	0	0
Dual overhead maplights	S	S	S	—	—
Rear passenger seat inside door release lever	S	—	—	S	—
Reclining bucket seats with adjustable headrests	S	S	S	S	S
Cloth seat trim	S	S	S	S	S
Fold-down split rear seatbacks	S	—	—	S	—
Remote fuel filler door release	S	S	S	S	S
Full carpeting	S	S	S	S	S
Carpeted or rubber floor mats	0	0	0	0	0
Dual rear side cargo compartments	S	S	S	S	S
Rear cargo area tie-down hooks	S	S	S	S	S
Intrusion Monitoring System	0	0	0	0	0
AM/FM stereo electronic tuning radio with 2 speakers	S	S	S	0	0
AM stereo/FM stereo electronic tuning radio with auto-reverse cassette, 5-way acoustic flavor/tone control equalizer with 4 speakers	0 <sup>1</sup>	0 <sup>1</sup>	0 <sup>1</sup>	0 <sup>1</sup>	0 <sup>1</sup>
AM stereo/FM stereo electronic tuning radio with auto-reverse cassette, 5-way acoustic flavor/tone control equalizer with 4 speakers	0	0	0	—	—
Auto-reverse cassette deck	0	0	0	0	0

	SRS V6 5-Pass.	0-Optional 2-Pass.	Optional 2-Pass.	Not Available 5-Pass.	Not Available 2-Pass.
<b>PACKAGES</b>					
Functional Upgrade Package — includes front-vent windows and tinted glass	S	S	S	0	0
Chrome Package — chrome front/rear bumpers, grille, headlamp/taillight trim, windshield/roof drip moldings and door handles (silver metallic wheels and chrome wheel arch/rocker panel moldings on Deluxe)	0 <sup>8</sup>	0 <sup>8</sup>	0 <sup>8</sup>	0	0
Power Package — power windows, door locks, antenna, outside mirrors, trouble light, fabric sunvisors/headliner, passenger assist grip and upgraded fabric door trim	0	0	0	—	—
Cruise Control Package — cruise control, variable intermittent windshield wipers and "headlamp-on" warning	0	0	0	—	—
Sport Seat Package — includes cloth Sport Seats with adjustable headrests and driver-side 7-way adjustments, urethane upgraded steering wheel and shift knob	0	0	0	—	—

<sup>1</sup>With automatic transmission. <sup>2</sup>With manual transmission. <sup>3</sup>White painted steel wheels. <sup>4</sup>Part of Functional Upgrade Package. <sup>5</sup>Without voltmeter on automatic transmission models. <sup>6</sup>Fuel level/coolant temperature gauges. <sup>7</sup>Also available with 2 speakers. <sup>8</sup>Chrome headlamp trim, arch/rocker moldings and silver metallic wheels standard.

	SRS V6 5-Pass.	SRS V6 2-Pass.	SRS 2-Pass.	Deluxe 5-Pass.	Deluxe 2-Pass.
<b>BODY/FRAME CONSTRUCTION</b>					
Welded steel cab/full-box frame					
<b>STEERING TYPE</b>					
Recirculating ball					
<b>TURNING CIRCLE DIAMETER (CURB TO CURB)</b>					
37.4 ft.					
<b>BRAKES</b>					
Power-assisted (front disc/rear drum) with rear load-sensing proportioning valve					
<b>SUSPENSION FRONT</b>					
Hi-Trac independent, torsion bar with upper and lower A-arms, gas-filled shock absorbers and stabilizer bar	Hi-Trac independent, torsion bar with upper and lower A-arms, hydraulic shock absorbers and stabilizer bar				
<b>SUSPENSION REAR</b>					
Leaf springs with staggered gas-filled shock absorbers	Leaf springs with staggered hydraulic shock absorbers				
<b>ENGINE TYPE</b>					
V6 DHC EFI	4-cylinder SOHC EFI				
<b>DISPLACEMENT</b>					
3.0 liters (2356cc)	2.4 liters (236cc)				
<b>HORSEPOWER (SAE NET)</b>					
145 @ 4800 rpm	116 @ 4800 rpm				
<b>TORQUE (SAE NET)</b>					
180 ft.-lbs @ 3400 rpm	140 ft.-lbs @ 2800 rpm				
<b>EXTERIOR DIMENSIONS (inches)</b>					
Wheelbase	103.0	103.0	103.0	103.0	103.0
Tread width (front)	58.3	56.3	56.3	58.3	56.3
(rear)	55.5	55.5	55.5	55.5	55.5
Overall length	174.8	174.8	174.8	174.8	174.8
Overall width	68.5	68.5	68.5	68.5	68.5
Overall height	68.1	68.1	68.1	68.1	68.1
Cargo/bed length	79.5	79.5	79.5	79.5	79.5
<b>INTERIOR DIMENSIONS (inches)</b>					
Head room (front driver-side)	39.2	39.2	39.2	39.2	39.2
passenger-side	39.0	39.0	39.0	39.0	39.0
(rear)	37.8	37.8	37.8	37.8	37.8
Lag room (front driver-side)	41.5	41.5	41.5	41.5	41.5
passenger-side	32.8	32.8	32.8	32.8	32.8
(rear)	34.3	—	—	34.3	—
<b>AXLE RATIOS</b>					
Front	4.100:1 <sup>1</sup>	4.100:1 <sup>1</sup>	4.100:1 <sup>1</sup>	4.100:1	4.100:1
Rear	4.100:1 <sup>1</sup>	4.100:1 <sup>1</sup>	4.100:1 <sup>1</sup>	4.100:1	4.100:1
<b>2-SPEED TRANSFER CASE</b>					
Gear ratios	High 1.000 Low 2.276 <sup>2</sup>	High 1.000 Low 2.566 <sup>2</sup>	High 1.000 Low 2.276 <sup>2</sup>	High 1.000 Low 2.276 <sup>2</sup>	High 1.000 Low 2.276 <sup>2</sup>
<b>GROUND CLEARANCE</b>					
Angle of approach (degrees)	37	37	37	37	37
Angle of departure (degrees)	22.5	22.5	22.5	22.5	22.5
Minimum running ground clearance (inches)	10.6	10.6	10.6	10.6	10.6
<b>CAPACITIES</b>					
Gross vehicle weight (lbs.)	5180	5180	5080	5080	5080
Cargo load (lbs.)	300	700	700	300	700
Cargo capacity (cu. ft.)	80.9 <sup>3</sup>	82.3	82.3	80.9 <sup>3</sup>	82.3
Fuel tank capacity (gallons)	17.2	17.2	17.2	17.2	17.2
<b>TIRES</b>					
Type	Mud & Snow Radial-Black Letter Steel-Belted Radial P225/75R15			Mud & Snow Steel-Belted Radial P225/75R15	
<b>EXTERIOR COLORS<sup>4</sup> (INTERIOR COLORS)</b>					
Solid White (Gray or Red)	Top White	Optional Metallic Light Tones (Beige)	Top Light Tones (Beige)	Optional Metallic Black	Top Dark Gray (Gray)
Red (Gray)	Red	Brown (Beige)	Garnet Red (Red)	Black	Black
Black <sup>5</sup> (Gray)	Black	Silver (Gray)	Black	Light Blue (Gray)	Light Blue
<b>MILEAGE ESTIMATES<sup>6</sup></b>					
Estimated city MPG/Estimated highway MPG/Estimated highway range miles	ECT 4-Spd. Auto. Od. N.A.	5-Spd. Man. Od. N.A.	ECT 4-Spd. Auto. Od. N.A.	5-Spd. Man. Od. N.A.	5-Spd. Man. Od. N.A.
	17/70	18/72	17/70	18/72	18/72
	N.A.	N.A.	327	378	378
<b>TOYOTA WARRANTY</b>					
12 month/12,500-mile basic new vehicle limited warranty, 3-year/36,000-mile limited powertrain, electronic and computerized components warranty, 5-year/50,000-mile limited emission-control device warranty, 5-year/unlimited-mileage corrosion perforation warranty					

<sup>1</sup>Not applicable, N.A. — Not Available. <sup>2</sup>Models with ECT 4-speed auto. are 4.300:1/Models with ECT 4-speed auto. are 2.659. <sup>3</sup>With rear seatback folded down. <sup>4</sup>Some colors not available in all models. <sup>5</sup>Optional. <sup>6</sup>1988 EPA estimated mileage figures shown. See your Toyota dealer for details. <sup>7</sup>Toyota 4x4 vehicles are designed to meet off-road driving requirements. Abuse may result in bodily harm or damage. We encourage responsible operation to protect you, your vehicle and the environment. Sport/Light bar not intended for occupant safety. Specifications and equipment based on information available at time of printing and subject to change without notice. Some vehicles shown with optional equipment; see Features chart. For more details on 1988 options, accessories and specifications in your area, contact your Toyota dealer.