

1992 LAND CRUISER



 TOYOTA

1992 LAND CRUISER

Toyota Land Cruiser is a forty-year legend of reliability. Its exploits come from out of Africa, where Land Cruisers have for years roamed the Serengeti Plains...from the Australian Outback and the sands of Arabia to the wind-swept Gobi...all worlds where few vehicles dare venture.

While Land Cruiser is bred for exploration, it is thoroughly civilized inside and out. Land Cruiser is a distinctive machine for a distinctive lifestyle.



Toyota offers an array of optional equipment, packages and accessories, some of which are pictured on vehicles throughout this brochure. For more information on applicability, please refer to the Data and Specs charts on pages 11 and 12.

LAND CRUISER WAGON



RUGGED GOOD LOOKS IS NO CLICHE. The vehicle that conquered the unconquerable, took adventurers to inhospitable places in very hospitable fashion, can take you around your world in much the same way. Land Cruiser is solid proof that a substantial sport utility vehicle need not be boxy-functional or boring-utilitarian. Land Cruiser is among the most versatile machines you can own. With its flexible passenger seating and cargo space accommodations, you can take a group out to remote regions one day, and in minutes or the next day convert it to a no-nonsense cargo hauler. But however you employ Land Cruiser's adaptability, or wherever you choose to go, the ride is high and commanding, and your vision is one of authority. Moreover, Land Cruiser's high ground-clearing stance will serve you well when tackling the challenge of an outback foray. So it's no wonder that Land Cruiser is the unique, one-of-a-kind vehicle made for the unique, one-of-a-kind personality. Whether you employ it on a shopping spree or in charting uncharted territory, Toyota Land Cruiser reflects your particular breed of individuality.

LAND CRUISER INTERIOR



Shows with optional Third Seat Package in Sable cloth.

HOW MUCH OF A GOOD THING CAN ONE VEHICLE HAVE? Enter Land Cruiser Wagon and you'll be amazed by its incredible room—space for five people or space for eight with the optional front-facing Third Seat Package. You can fold away seats for some really serious cargo capacity. There are complete gauges and controls, including tachometer, oil pressure and voltmeter indicators as well as a digital chronograph. Land Cruiser's tall greenhouse affords excellent visibility, and the glass is tinted to help keep the interior comfortable. The standard audio system is a 5-speaker Deluxe Electronically-Tuned Radio (ETR) AM/FM stereo/ Cassette with Dolby® B Noise Reduction. It gives you 60 watts of sound, and includes a power antenna. The standard power windows include an "auto-down" feature which lowers the driver's window with a single touch, plus a 60-second delayed engine-off power window roll-up feature. And when the engine is off, Land Cruiser's power locks won't let you lock the doors with the key still in the ignition. Grab-handles and 3-point seatbelts in outboard positions help keep passengers

LAND CRUISER MEANS VERSATILE PASSENGER AND CARGO SPACE. Optional front-facing third seats and the front-facing second seats fold out of



the way to give an incredible cargo area. You can carry up to 8 passengers or fill up to 100.2 cu. ft. of cargo space.



secure. Upholstery is rich and deeply cushioned, and the interior is completely carpeted. In fact, the list of standard interior conveniences and features is amazingly complete.

Dolby® is a registered trademark of Dolby Labs, Inc.

YOUR COMPLETE COMMAND POST. Behind the soft urethane tilt steering wheel are brightly lit analog gauges. Optional cruise control is great for long drives.



PEOPLE MOVER, CARGO HAULER ALL IN ONE. Land Cruiser's standard middle seat folds away to give 100.2 cu. ft. of storage space and a 1,629 lb. payload, including occupants, equipment and cargo. A third split bench seat is optional.



SEATING IN THE BACK GETS HEATING IN THE BACK. Land Cruiser features "high" and "low" air flow to help keep the rear passengers comfortable.



POWER AT HAND. Power windows, power door locks and dual color-keyed power outside mirrors are all standard. A master panel located on the driver's door operates all windows and door locks. A window lockout is also included.

LAND CRUISER TECHNOLOGY

FOUR DECADES OF TECHNOLOGICAL EVOLUTION.


The lessons of international experience are reflected throughout the Land Cruiser you can buy today: A strong and time-proven 4.0-liter 6-cylinder electronically fuel-injected (EFI) engine...A rugged 4-speed automatic overdrive transmission...Full-time 4-wheel drive...A center differential that can be locked for extreme driving conditions. Land Cruiser's 4-wheel coil-spring suspension with heavy-duty shock absorbers permits long wheel travel to give you a smooth ride and exceptional off-road traction. Land Cruiser offers a body which includes rust-resistant galvanized steel. The body is attached to a rugged full frame with sound-absorbing mounts that help reduce noise and vibration without compromising Land Cruiser's legendary strength and durability. There is no all-around vehicle you can buy with such unique heritage. That's the Land Cruiser legend. When you're ready for an expedition, Land Cruiser is ready to take you there.

*See Towing Capacities in the Data chart on page 11 for details.




FEW OTHER ENGINES HAVE ENDURED THE TEST OF TIME as dramatically as Land Cruiser's legendary 4.0-liter, 6-cylinder electronically fuel-injected (EFI) powerplant.

LAND CRUISER'S STANDARD DRIVETRAIN includes an automatic overdrive transmission and full-time 4-wheel drive with a 2-speed transfer case for varying off-highway challenges.



SOLID SUPPORT

4-wheel coil-spring suspension includes a rugged solid front axle and a rear 4-link design with a lateral rod. It offers exceptional comfort and 8.7 inches of wheel travel when off the highway.

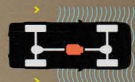


BEAUTY AND DURABILITY THAT'S MORE THAN SKIN DEEP. Multiple coats of paint and special corrosion-resistant protectants help keep rust and corrosion from marred Land Cruiser's body and finish.



TOWING POWER APLenty.

Just add the optional frame-mounted Class II towing receiver hitch to utilize Land Cruiser's standard 3,500-lb. towing capacity.*



WITH LAND CRUISER ALL-WHEEL DRIVE IS A FULL-TIME JOB. Plenty of traction on the road or off — that's the benefit of Land Cruiser's all-season traction all the time, plus a locking center differential for even greater traction.



Land Cruiser Wagons shown in White

OPTIONS ACCESSORIES



SURROUNDED BY SOUND.
Land Cruiser's Premium 3-in-1 ETR/Cassette/CD with equalizer, 3 speakers plus 5 outward amplifiers gives you a total max output power of 160 watts.



CARRY YOUR CLIMATE ALONG WITH YOU! With Land Cruiser's air conditioning, you'll ride in cool comfort from Baja to Borneo.

HERE'S HOW TO MAKE YOUR LAND CRUISER EVEN MORE COMPLETE. You can add a host of valuable optional features that bring even more convenience and luxury to this legendary world traveler. While Land Cruiser takes five passengers to your favorite outback in comfort, the Third Seat Package option makes room for eight adults. Whatever option it has, your Land Cruiser will put you out front comfortably and capably.

PUT YOURSELF IN A TOURING MOOD WITH A TOURING MODE. Land Cruiser's cruise control makes long tows more pleasant and automatically maintains an accurate average speed.



TAKE ALONG YOUR FAVORITE MUSICAL ARTISTS. With this Premium 3-in-1 ETR/Cassette/CD with Dolby® B and C noise reduction, they go wherever you go.



READY FOR A VACATION. READY FOR WORK. Land Cruiser's middle and third-row seats fold away to give you lots of handy storage space when you're off on a long journey. (See page 8 for details.)

YES, THERE'S EVEN ROOM AT THE TOP. A handsome and rugged overhead rear roof rack option is ready to accept tie-down luggage or parcels to give you really outstanding total hauling capacity.



A FINAL WORD ABOUT SOME FINAL TOUCHES. For more capability, you can add Land Cruiser's optional Aluminum Alloy Wheel Package. It has 31 x 10.5R15 6PRLT steel-belted radial tires on styled 15-in. 4-spoke alloy rims, and fender flares to help protect the body. This Package increases towing capacity to 5,000 lbs. (Not to exceed GCWR of 11,525 lbs. Requires additional 500-lb. weight-carrying frame-mounted Class III tow hitch.) You can also opt for a tilt/slide power moonroof with sliding sunshade to shed extra light on your driving adventures. Deeply carpeted floor mats will treat your feet to extra softness.

Toyota vehicles are built with popular option combinations. Not all options are available separately. Your Toyota dealer can help find the Land Cruiser that is right for you.

DATA/SPECS/COLORS

Interior Trim Level



Cloth Gray or Sable


Exterior Finish



Dark Gray Metallic Gray



White Gray



Beige Metallic Sable

Exterior Finish



Medium Red Pearl Sable



Two-tone Gray Metallic Gray



Two-tone Silver Metallic/ Medium Red Pearl Gray

| EXTERIOR | Wagon |
|---|-------|
| Aerodynamic rectangular halogen headlamps | S |
| Dual color-keyed power outside mirrors and door handles | S |
| Chrome front top bumper trim and grille trim | S |
| Tinted glass | S |
| Front and rear mudguards | S |
| Tilt/slide power glass moonroof with sliding sunshade | O |
| Intermittent wiper windows wiper | S |
| Clear-coat paint finish (except White) | S |
| Chrome styled steel wheels | S |
| Black galvanized steel rear roof rack | A |
| Towing receiver hitch or trailer ball/hitch mount kit | A |

| INTERIOR | |
|---|---|
| Reclining front bucket seats w/adjustable headrests | S |
| Full door trim with fabric inserts and front map pockets | S |
| Fabric seat trim | S |
| Full carpeting | S |
| Carpeted floor mats | A |
| Center console with storage area | S |
| Passenger-side illuminated vanity mirror | S |
| Air conditioning | O |
| 3-point seatbelts in outboard positions | S |
| Child-protector rear door locks | S |
| Flo-thru ventilator/heater system | S |
| Rear heater | S |
| Rear window defogger and side front window demisters | S |
| Soft urethane tilt steering wheel | S |
| Cruise control | O |
| Variable intermittent windshield wipers | S |
| Remote hood and fuel-filler door releases | S |
| Speedometer, tachometer, voltmeter, coolant temperature, fuel level, oil pressure and wintometer gauges | S |
| Front seatbelt, 4-way hazard, low fuel level, door ajar and rear tailgate warning lights | S |
| Restraint trigermeter and digital quartz clock | S |

| AUDIO SYSTEMS | |
|---|---|
| Deluxe Electronically-Tuned Radio (ETR) AM-FM Stereo/Cassette with 5 speakers and power antenna | S |
| Premium ETR/Cassette, equalizer, 5 speakers and power antenna | O |
| Compact Disc, Deck for above radio | A |
| 6-disc CD changer for above radio | A |
| Premium 3-in-1 ETR/Cassette/CD equalizer, 3 speakers and power antenna | O |

| WHEELS | |
|--|---|
| Aluminum Alloy Wheel Package—15-in. aluminum alloy wheels w/31 x 10.5R15 Mud-&-Snow rated steel-belted radial tires and fender flares | O |
| Power Package—includes power windows, door locks and dual outside mirrors | S |
| Third Seat Package—includes fold-up split rear bench seat, 3-point seatbelts in outboard positions, child-protector rear hatch lock, sliding rear quarter windows, rear airbag and passenger seat belt | O |

| MILEAGE ESTIMATES | |
|--------------------------------|-------|
| EPA estimated MPG city/highway | 12/14 |
| Estimated highway range miles | 351 |

| TOWING CAPACITIES (lbs.) | |
|--|-------|
| Not to exceed GCWR of 10,225 lbs. Requires additional 1,500-lb. weight-carrying frame-mounted Class II tow hitch | 3,500 |
| With optional Aluminum Wheel Package—Not to exceed GCWR of 11,525 lbs. Requires additional 1,000-lb. weight-carrying frame-mounted Class III tow hitch | 5,000 |

| TIRES | |
|-------|---|
| Type | Mud-&-Snow rated steel-belted radial blackwalls |
| Size | P235/70R15 |
| Spare | Full-size |

| MECHANICAL PERFORMANCE | Wagon |
|--|---|
| Body/frame construction | Separate body and frame |
| Steering type | Power-assisted recirculating ball |
| Turning circle diameter, curb to curb (ft.) | 40.4 |
| Brakes, power-assisted with rear load-sensing proportional valve | (Front) Ventilated discs (Rear) Drums |
| Suspension | (Front) Coil springs, lateral rod and stabilizer bar (Rear) Coil springs, lateral rod and stabilizer bar |

| ENGINE | |
|---------------------------|-----------------------------|
| Engine type | 6-cylinder OHV with EFI |
| Displacement | 4.0 liter (3.956cc) |
| Horsepower (SAE net) | 155 @ 4,000 rpm |
| Torque (SAE net) | 228 lb.-ft. @ 3,000 rpm |
| Drive-train configuration | Full-time 4-wheel drive |
| Transmission type | 4-speed automatic overdrive |

| ELECTRICAL | |
|-----------------|-------------------------------|
| Alternator | 12 volts, 80 amps |
| Ignition system | Electronic |
| Battery | Maintenance-free, 70-amps/hr. |

| EXTERIOR DIMENSIONS (in.) | |
|--|-----------|
| Wheelbase | 113.2 |
| Overall length | 188.2 |
| Overall width | 72.0 |
| Optional Aluminum Wheel Package | 76.8 |
| Overall height | 76.3 |
| Optional Aluminum Wheel Package | 77.2 |
| Tread width (front/rear) | 60.4/60.6 |
| Optional Aluminum Wheel Package (front/rear) | 62.0/62.8 |

| INTERIOR DIMENSIONS (in.) | |
|-----------------------------|-------------------------------|
| Head room | (front) 40.7 (inside) 40.0 |
| Optional Third Seat Package | (rear) 38.5 |
| Leg room | (front) 42.2 (inside) 33.7 |
| Optional Third Seat Package | (rear) 38.6 |
| Shoulder room | (front) 58.7 (inside) 58.7 |
| Optional Third Seat Package | (rear) 58.5 |
| Hip room | (front) 58.5 (inside) 58.5 |
| Optional Third Seat Package | (rear) 58.3 |

| OFF-HIGHWAY | |
|--------------------------|---|
| Underbody protection | Steel skid plates under transfer case and fuel tank |
| Center differential lock | Push-button engagement |
| 2-speed transfer case | High ratio 1:30.1 Low ratio 2:49.1 |
| Axle ratio | (front) 4:10.1 (rear) 4:10.1 |

| ANGLE OF APPROACH | |
|-----------------------------------|----------------|
| Angle of approach | (degrees) 36.0 |
| Angle of departure | (degrees) 18.5 |
| Aluminum running ground clearance | (in.) 8.3 |
| Optional Aluminum Wheel Package | (in.) 10.8 |
| Suspension travel | (in.) 8.7 |

| CAPACITIES | |
|----------------------------------|--------------|
| Cargo capacity, rear seat down | (lbs.) 1,002 |
| Payload | (lbs.) 1,329 |
| Curb Weight | (lbs.) 4,597 |
| Gross vehicle weight rating—GVWR | (lbs.) 6,526 |
| Fuel tank | (gals.) 25.1 |

SAFETY

For over fifty years Toyota has built vehicles which have achieved the highest recognition for quality, dependability and engineering excellence. These accomplishments are a result of Toyota's commitment to build vehicles that respond to your needs. It is a commitment based on the belief that well built and dependable vehicles are safer vehicles. And it is a commitment which requires that everything that goes into a new Toyota — design, materials, manufacture, workmanship — does so with your safety, comfort and driving enjoyment in mind. Because, ultimately, the most important thing that goes into any new Toyota is you.

1992 LAND CRUISER SAFETY FEATURES:

- 3-point seatbelts in outboard positions
- Front/rear seat headrests in outboard positions
- Child-protector system
- Child-protector rear door locks
- Passenger side power window lockout
- Anti-lock Brakes (optional, transmission)

Get More From Life...Back Up!

*Optional

S—Standard
O—Optional
A—Dealer-installed accessory

1992 EPA mileage figures shown. See your Toyota dealer for details, including accessories, equipment and cargo.

For further information regarding wiring connectors and tow hitch receivers, please consult the 1992 Toyota Trailer Towing Guide, available at your local Toyota dealer.

Vehicle specifications and standard and optional features are listed upon information available at the time of printing and are subject to change without notice. Specifications and standard and optional features are for standard U.S.A. vehicles only and may differ in the state of Hawaii and in other regions.



Land Cruiser® When shown in White.

TOYOTA TOUCH

The Toyota Touch is our effort to make all your experiences with Toyota the very best, before the sale and after. The Toyota Touch means we want to satisfy you.

If you ever have any questions, contact your dealer's Customer Relations Manager. For additional information, call our Customer Assistance Center at 1-800-331-4331 (weekdays, 9 a.m. to 9 p.m. EST).

WARRANTY INFORMATION

A 36-month/36,000-mile basic new vehicle limited warranty applies to all components other than normal wear and maintenance items. Additional 60-month limited warranties cover your powertrain (for 60,000 miles) and corrosion perforation (unlimited miles). See your Toyota dealer for complete details. In addition, there may be times when we will establish a special policy adjustment which will further delay repair costs.

LIMITED WARRANTY SUMMARY

Comprehensive coverage: 36 months or 36,000 miles


Powertrain: 60 months or 60,000 miles

Corrosion perforation: 60 months and unlimited miles

ENVIRONMENTAL RESPECT

Toyota urges that off-highway vehicles be used with an appreciation of the natural beauty of our land. When we protect nature, we also help assure that it will be ours to enjoy for many years to come. Toyota supports the "Road Lightly!"™ Program and reminds you when you go off road, go easy on the environment.

"I love what you do for me."



PT2-533 (7/92) 06617-92112

Litro in U.S.A. (RSM)

© 1992 Toyota Motor Sales, U.S.A., Inc.

