

TOYOTA TOUCH

The Toyota Touch is our effort to make all your experiences with Toyota the very best, before the sale and after. The Toyota Touch means we want to satisfy you.

If you ever have any questions, contact your dealer's Customer Relations Manager. For additional information, call our Customer Assistance Center at 1-800-331-4331 (weekdays, 9 a.m. to 9 p.m. EST).

WARRANTY INFORMATION

A 36-month/36,000-mile basic new vehicle limited warranty applies to all components other than normal wear and maintenance items. Additional 60-month/limited warranties cover your powertrain (for 60,000 miles) and corrosion perforation (unlimited miles). See your Toyota dealer for complete details. In addition, there may be times when we will establish a special policy adjustment which will further defray repair costs.

LIMITED WARRANTY SUMMARY

Comprehensive coverage: 36 months or 36,000 miles

Powertrain: 60 months or 60,000 miles

Corrosion perforation: 60 months and unlimited miles

Get More From Life... Buckle Up!

1992 PASEO



"I love what you do for me."



1992 PASEO



Toyota's all-new Paseo bowed to a torrent of critical acclaim from the automotive press: USA TODAY called it "roguish," and it does indeed, seem to display a fun-loving gleam in its eye.

Now it's a gleam in yours. Welcome to the club. You won't escape notice in this sleek, curvy 2+2 coupe, but you will escape the humdrum. 100 horses, twin cams, and 16 valves help you outdistance routine. Paseo's finely tuned suspension and quick steering response help handle the curves crisply along the way.

Paseo: lively proof that Toyota quality and affordable value can be a heck of a lot of fun.



PASEO PRESENCE.
You won't take the back way home with this one-car show. Its low, sweeping shape and high-tailing rear end are eye-wideners that will steal your heart.

PASEO INTERIOR

ALL THOSE SWEEPING CURVES COME RIGHT INSIDE WITH YOU. The comfortable, curvilinear interior design echoes the outer streamlining. The attention to detail and quality are no less delightful. Body-molded, form-fitting front seats feature integrated headrests. The raised side bolsters help cradle you in the curves, and the passenger seat moves easily forward to allow access to the rear seat. That rear seat folds down to open up a whole world of possibilities, say a weekend's worth of luggage, a couple of snow boards and a Chesapeake Bay Retriever named Al.

THE NO-SKIMP APPROACH TO BUILDING INTERIOR COMFORT. The basic philosophy behind (and inside) Paseo is "Who wants basics?" That's why you get sporty full fabric throughout, with matching door trim, integrated armrests, plush carpeting — and features like variable intermittent wipers, a digital clock, tinted glass, an instrument



YOUR CUP RUNNETH NOWHERE. Talk about attention to detail, there's even a dual cup holder built into the console — perfect for a roadside cold soda.



HOW SMOOTH CAN YOU GET? You may wish to shift to the velvet touch of the optional 4-speed electronically controlled automatic overdrive transmission.

cluster that includes a tach and tripmeter, a rear window defogger, and an Electronically-Tuned Radio (ETR) with door-mounted speakers. You can even select the optional Deluxe ETR/Cassette with four individually amplified speakers or if you're into compact discs, the optional CD Deck goes well beyond the basics.

CONTROL IS INSTRUMENTAL IN COMFORT. A rounded meter hood shades easy-reading analog gauges for visibility, and matches the curve of Paseo's sporty wheel.



(Interior shown in Black Cloth.)



FOLD REAR SEAT DOWN, OPEN PASEO UP. Open up the possibility of 28.8 cu. ft. of cargo room — or just good old fashioned don't-fence-me-in space.



EXTENDING CONTROL. Right at your fingertips, more evidence of the no-skimp philosophy pops up: a remote fuel-filler door and a trunk release.

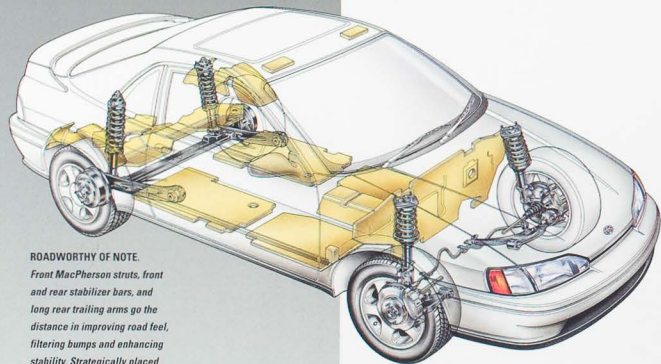


POCKET STUFFERS. You'd have to be a Rand-McNallyphile to fill these map pockets: two in each door, and one on either side of the rear seat.

PASEO PERFORMANCE

PUMP PASSING POWER.

Honk as you sail by. With a 5-speed manual overdrive transmission, a tank that holds 11.9 gal., and mpg of 28 city/34 highway,* you could hold out longer than a first round draft choice.



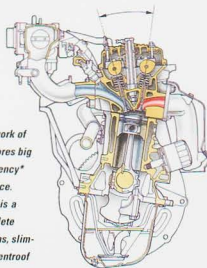
ROADWORTHY OF NOTE.

Front MacPherson struts, front and rear stabilizer bars, and long rear trailing arms go the distance in improving road feel, filtering bumps and enhancing stability. Strategically placed vibration-dampening panels and rigid construction put you in control of a hushed, smooth ride.

HOW TO GET AHEAD QUICKLY, WITHOUT REALLY TRYING. We're not talking career moves here, although Paseo couldn't hurt in that department. We're talking boulevarding. Getting around. Crosstown or cross country. As you travel life's highway, you're going to smile a lot. Paseo's 1.5-liter twin-cam 16-valve engine ups the grin quotient with a spirited 100 hp at 6400 rpm, and enough low-end torque to qualify as "no slouch at the get-go." At the heart of this compact ground-gainer is a precision balanced crankshaft that gives you a seamless feeling of smooth power to pavement. Getting ahead is a series of smooth moves in Paseo.



THROW IT A CURVE. Paseo is a born curve straightener, employing proven Toyota roadgoing geometry, front-wheel drive and power-assisted rack-and-pinion steering to pull you nicely through the twisties. Its chassis tuning, responsive cornering and slalom performance take the gee-whiz award over its competitors. Paseo's agility and smooth road manners take exception to the notion that you have to give up an iota of comfort for nimble handling. You'll soon find dozens of new excuses to turn the key and reel in some asphalt — there's a lot to love in this tempting new arrival.



REV REVIEWS.

This torquey, compact work of polished technology scores big by combining fuel efficiency* with punchy performance. Crisp throttle response is a result of virtually complete combustion — twin cams, slimmer valve angles, and pentroof combustion chambers take the credit. Another powerful reason to own Paseo.

FROM DRAWING BOARD TO DRAWING STARES.

Designers put Paseo on the drawing board. Engineers put it on the road. High concept became low, swooping aerodynamically perfected lines that are almost invisible to the wind, certainly not to the eye.





OPTIONS ACCESSORIES

WHICHEVER WAY YOU TURN, THE POSSIBILITIES SEEM ENDLESS. The completeness of Paseo will impress you as an exceptional package. So, what more could you want than to head for the open road? Well, Paseo is obviously a car made for The Individual — and that means expressing yourself by means other than the accelerator. A dazzling array of options are available to you. And, with Paseo, any way you turn will be right.

ADD SOMETHING WE CAN'T. The only thing we can't give your Paseo is your own personal style. But we can lend a hand. For instance, we can help you conduct your own personal road show with a selection of audio equipment and speakers designed to fit the exact configuration of your Paseo. If you'd like more view with your room, have a look at the slick pop-up/removable glass moonroof. And if that's not enough, Paseo's racy spoiler with integrated stoplamp brings up the rear with a

MOOD SETTERS.

The song of the open road gains fuller dimension with sound from a Compact Disc Deck and/or the Deluxe ETR/Cassette.



FAITHFUL SIDERICK.

The center console box increases your options for storage space, convenience, comfort.



purposeful flair, helping to press Paseo more snugly to the road at highway speed.

There's only one way to make your Paseo look any better, or work any better — options and accessories from Toyota. Paseo and personal preference — it's your move.



OPEN ROAD, OPEN ROOF.

Pop-up glass moonroof stores conveniently in a protective soft storage pouch that straps into the lockable trunk and helps prevent movement.



NOSEGUARD.

Let's face it — the custom-fitted mask looks great. But it also helps protect Paseo's low, road-scooping front end from the elements.



ALL THE RIGHT CIRCLES.

Getting around can be even flashier with these artfully designed, optional aluminum alloy wheels.



STEADY AS SHE GOES.

Optional cruise control is a popular final touch to hold speeds steady on all those trips you're suddenly planning.



AIR THE DIFFERENCE.

You have the option of controlling your immediate environment with easy to operate air conditioning grouped in a central panel.

(Shown in Silvermist Metallic.)

SAFETY

For over fifty years Toyota has built vehicles which have achieved the highest recognition for quality, dependability and engineering excellence. These accomplishments are a result of Toyota's commitment to build vehicles that respond to your needs. It is a commitment based on the belief that well built, dependable and trouble-free vehicles are safer vehicles. And it is a commitment which requires that everything that goes into a new Toyota — design, materials, manufacture, workmanship — does so with your safety, comfort and driving enjoyment in mind. Because, ultimately, the most important thing that goes into every new Toyota is you.

1992 PASEO SAFETY FEATURES:

- Non-motorized 2-point front passive-restraint shoulder belts with manual lap belts
- 3-point rear seatbelts
- Side door intrusion beams

MECHANICAL	2-Door Coupe
1.5-liter 4-cylinder twin-cam 16-valve EFI engine	S
Front-wheel drive	S
5-speed manual overdrive transmission	S
4-speed electronically controlled automatic overdrive transmission (ECT)	O
Power-assisted rack-and-pinion steering	S
Power-assisted brakes (front ventilated disc/rear drum)	S
All-season 175/65R14 steel-belted radial tires	S
All-season 185/60R14 steel-belted radial tires	O

EXTERIOR	
Aerodynamic halogen headlamps	S
Color-keyed bumpers	S
Dual black remote-controlled outside mirrors	S
Black protective bodyside moldings	S
Pop-up/removable glass moonroof with removable sunshade	O
Color-keyed aerodynamic rear spoiler with LED stoplamp	O
Full wheel covers	S
Aluminum alloy wheels with all-season 185/60R14 steel-belted radial tires	O
Front-end mask with storage bag	A

INTERIOR	
Reclining high-back sport-type front seats with integrated headrests	S
Fold-down rear seat	S
Full-fabric seat material	S
Dual door map pockets	S
Rear quarter-area storage pockets	S
Full carpeting with driver-side footrest	S
Carpeted floor mats	A
Non-motorized 2-point front passive-restraint shoulder belts with manual lap belts	S
3-point rear seatbelts	S
Tilted glass	S
Center console box	A
Dual cup holder	S
Trunk area courtesy light	S
Air conditioning	O
Rear window defogger	O
Cruise control	O
Variable intermittent front windshield wipers	S
Speedometer, tachometer, odometer, coolant temperature and fuel level gauges	S
Resettable trimeter	S
Battery, brake oil pressure, engine, low fuel level, seatbelt and door ajar warning lights	S
Digital quartz clock	S
Remote hood, trunk and fuel-filler door releases	S
Toyota Vehicle Security System with security light, remote arming/disarming	A

AUDIO SYSTEMS	
Electronically-Tuned Radio (ETR) with two speakers	S
Mid-line ETR/Cassette with two or four speakers	A
Deluxe ETR/Cassette with four speakers	O
Compact Disc Deck	A
Auto-reverse Cassette Deck with Dolby [®]	A

MECHANICAL/PERFORMANCE	2-Door Coupe
Body/frame construction	Unibody
Steering type	Power-assisted rack-and-pinion
Turning circle diameter, curb to curb (ft.)	32.2
Brakes, power-assisted	(front) Ventilated discs (rear) Drums
Suspension	(front) MacPherson struts with stabilizer bar (rear) Trailing torsion beam with stabilizer bar

Engine type	
4-cylinder twin-cam 16-valve with electronic fuel injection	
Displacement	1.5 liters (11.497cc)
Horsepower (SAE net)	100 @ 6,400 rpm
Torque (SAE net)	91 lb.-ft. @ 3,200 rpm
Drivetrain	Front-wheel drive
Coefficient of drag (c _d) ¹	0.32

ELECTRICAL	
Alternator	12-volt, 70 amps
Ignition system	Electronic
Battery	Maintenance-free, 40-amps /hr

EXTERIOR DIMENSIONS (in.)	
Wheelbase	93.7
Overall length	163.2
Overall width	65.2
Overall height	59.2
Tread width	(front) 55.3 (rear) 54.9

INTERIOR DIMENSIONS (in.)	
Head room	(front) 37.7 (rear) 32.0
Leg room	(front) 41.1 (rear) 30.0
Shoulder room	(front) 53.6 (rear) 52.4

CURB WEIGHTS (lbs.)	
5-speed manual overdrive	2,070
4-speed automatic overdrive (ECT)	2,160

CAPACITIES	
Trunk capacity, rear seat up (cu. ft.)	7.7
Cargo capacity, rear seat down (cu. ft.)	28.8
Fuel tank (gals.)	11.9

TIRES	
Type	All-season steel-belted radial blackwalls
Size	175-65R14
Spare	Temporary


MILEAGE ESTIMATES*	
EPA estimated MPG city/highway	(5-speed manual overdrive) 28/34
	(4-speed automatic overdrive (ECT)) 26/32

DATA/SPECS COLORS

Interior Trim Level	Exterior Finish	Interior
		
		
		
		
		

S—Standard
O—Optional
A—Dealer-installed accessory
Dolby[®] is a registered trademark of Dolby Labs, Inc.
*Recommended for use with four-speaker systems only.
Preliminary figures determined by Toyota.
1992 preliminary EPA mileage figures determined by Toyota. 1992 EPA estimated mileage figures not available at time of printing. See your Toyota dealer for details.

VEHICLE SPECIFICATIONS AND STANDARD AND OPTIONAL FEATURES ARE SUBJECT TO CHANGE WITHOUT NOTICE. SPECIFICATIONS AND STANDARD AND OPTIONAL FEATURES ARE FOR MANAGING U.S.A. VEHICLES ONLY AND MAY DIFFER IN THE STATE OF HAWAII AND IN OTHER REGIONS. SOME VEHICLES ARE SHOWN WITH OPTIONAL FEATURES IN YOUR AREA. CONTACT YOUR TOYOTA DEALER A VEHICLE WITH PARTICULAR EQUIPMENT MAY NOT BE AVAILABLE AT THE DEALERSHIP. ASK YOUR TOYOTA DEALER TO HELP YOU TRY TO LOCATE A SPECIFICALLY EQUIPPED VEHICLE.



(Shown in Super White.)