

1992 SUPRA




 TOYOTA



Supra Turbo with Sport Roof shown in Super White.

1992 SUPRA

Supra is a classic blend of power and beauty. Nothing sounds quite like Supra's smooth twin-cam 24-valve 6-cylinder engine, and no other Grand Touring car carries you in quite the same kind of luxury. Supra attracts admiring glances for its long, sleek hood and aggressive style. But the appearance is no boast, for Supra delivers what its appearance promises. Grand Touring cars were born to travel great distances quickly and surround passengers with luxury. If that sounds like what a car should be, then Supra is the car for you.




"All this — engine, transmission, suspension — works like the proverbial charm. The Supra simply exudes confidence."
Sports Car International,
February 1990.

1992 SUPRA

LIGHT LOVES TO DANCE ALONG THESE LINES. Supra's beauty is timeless. Its long hood suggests the great power of its 3-liter twin-cam 24-valve 6-cylinder engine, while the aerodynamic profile hints at a barrel-chested capacity for exhilaration. From its sleek front air dam, retractable halogen headlamps and low hood line to its dual chrome-tipped exhaust pipes, Supra makes an indelible statement.

BY EVERY MEASURE, SUPRA IS A CLASSIC. Only a very few GTs have remained faithful to the traditional definition of a Grand Touring coupe: A front-engine, rear-drive enthusiast's dream capable of gratifying driver and passenger alike while surveying thousands of miles. Power and comfort are givens, but beauty's an equally important part of the GT equation. Supra's classic beauty is well integrated: Color-keyed exterior trim includes front and rear bumpers, door handles and dual power outside mirrors. Sporty 5-spoke alloy wheels add a sparkle to Supra's timeless presence.



Supra shown in Gray Metallic.



FOR YOUR HANDS ONLY.
Help keep curious hands off your Supra with the built-in Toyota Theft Deterrent System. A red warning light on the dashboard signals that the alarm is fully armed. If activated, the headlamps flash, the horn honks and the ignition is disabled.



EVEN THE SEATS HAVE SUPRA POWER. Supra's 8-way adjustable power driver's sport seat adjusts to fit — just you. Fabric is standard, leather trim is optional.



THOUGHTFUL ACCOMMODATIONS. *Supra's rear seat features a contoured 50/50 split seat that folds down: a versatile convenience that lets you conform the Supra to all kinds of cargo.*



GRAND TOURING WAS NEVER MORE GRAND. *Comfort and beauty are equally expressed by Supra's bolstered seats, which are attractively dressed in sporty fabric.*

SUPRA INTERIOR

THE RIGHT ANGLE ON PERFORMANCE. *Grand Touring's no fun if the car doesn't fit. Supra's tilt-and-telescopic steering wheel has a memory function so it's always set right for you.*



MAGIC CARPET, LUXURY EDITION. If you wish too loudly, Supra can oblige: performance to satisfy, cornering that caresses the road. But while you're enjoying the magic, you also realize that Supra breaks one Grand Touring tradition. Most classic GTs offer torrents of power but only a whiff of comfort. That's because Grand Touring has always been a description reserved for only the highest-performance coupes, and whenever comfort compromised performance, performance won. Supra is one of those rare Grand Touring cars which deals evenhandedly with performance and luxury, so you get all the comfort you could wish for too. Scan the dash. Supra's full instrumentation is complemented by intelligent design and sumptuous materials, including the option of fine leather trim.


Settle into the driver's form-fitting 8-way adjustable power sport seat and grasp the comfortable leather-wrapped steering wheel.

BALANCE OF POWER. Supra's power goes to the driver as well as the pavement. Progressive-type power rack-and-pinion steering; power-assisted 4-wheel ventilated disc brakes; dual color-keyed power outside mirrors, power windows and door locks all contribute to Supra's easy operation. The effortless automatic soft-touch climate controls can be preset for the perfect temperature balance. And, the power from Supra's standard Premium Electronically-Tuned Radio (ETR)/Cassette and 8 speakers is very rewarding, indeed. Other touches of luxury surround you: There's cruise control for long trips, tinted glass to help cool the interior and a timer to control the rear window defogger. Conveniences such as a contoured fold-down 50/50 split rear seat, a center console with padded cover and a passenger-side illuminated vanity mirror make the trip more enjoyable.

A CLASSIC INTERIOR FOR A CLASSIC CAR. *Supra's optional Leather Trim Package features supple leather-trimmed sport seats with matching door trim and a leather-trimmed center console box.*



POWERFUL ADDITIONS. *Supras have power windows with a driver-side "auto-down" feature. The door locks are also power-operated and incorporate an "anti-lockout" and 2-turn unlock system.*



YOU CAN ALWAYS USE AN EXTRA HAND. *Let Supra keep your drink at hand with this dual cup holder mounted conveniently inside the center console.*



Supra Turbo interior shown with optional Shadow Gray Leather Trim Package.

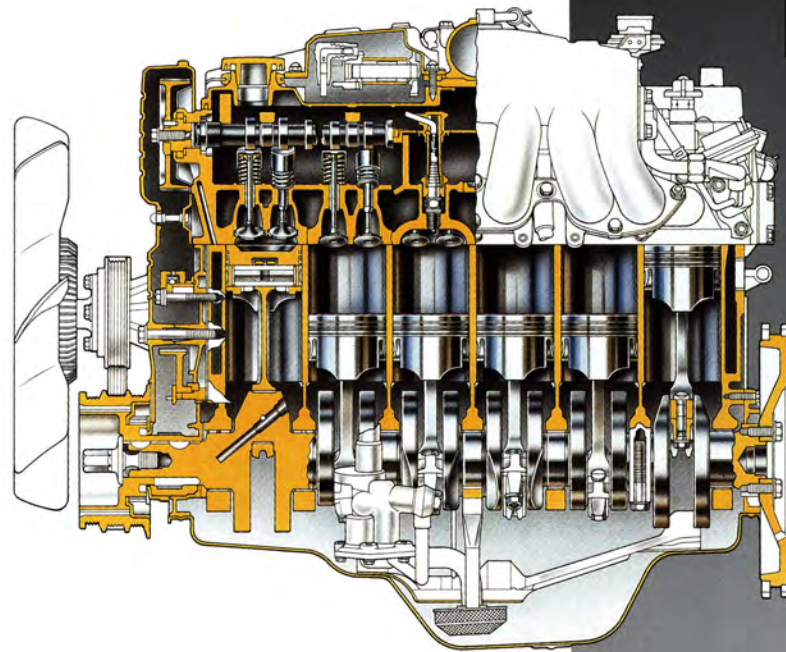
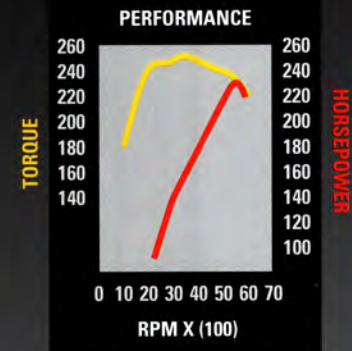


Supra Turbo with Sport Roof shown in Super Red.

S U P R A T U R B O

HIGH-TECH TURN-ON. Who gets emotional about technology? You, when you're in Supra Turbo. Interest centers on the turbocharger, which is a high-tech pump that amplifies engine performance and power. The turbo packs more oxygen into the cylinders so the burning fuel-air mixture presses down on the pistons with higher pressure. Turbos have been around for a long time, but Supra's is a dual-entry type for faster response when you accelerate. An air-to-air intercooler reduces air temperature and increases its density so combustion is powerful and exact. You've got 232 willing horses turning 254 lb.-ft. of torque, and to keep up with them, there's optional 4-wheel Toyota Electronic Modulated Suspension System (TEMS). It operates in three modes: "soft" for extra comfort, "medium" for occasional road shock, and "firm" for maximum road feel. An Anti-lock Brake System (ABS) helps ensure safer, more controlled stopping power. In Supra Turbo, high-tech is electrifying.

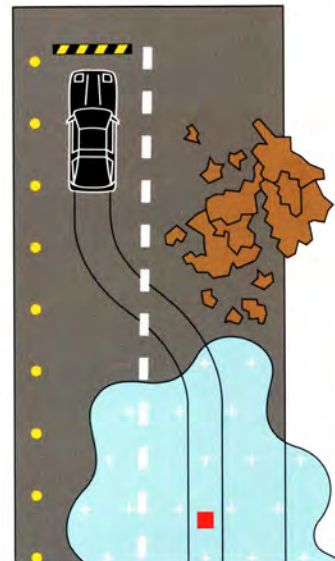
GRAPHIC EVIDENCE.
A sky-high horsepower curve and broad torque band demonstrate that Supra Turbo doesn't sacrifice everyday drivability for superb power.



PASSIVE RESTRAINT.
The Supra features a driver-side air bag Supplemental Restraint System (SRS) which activates in a front-end accident of enough magnitude to inflate the bag. In a moderate collision, primary protection is provided by the 3-point lap and shoulder belt system, and the air bag may not inflate. So, safety belts should be worn at all times by all occupants.



STAY ON THE STRAIGHT AND NARROW. ABS helps you maintain traction and control even when maneuvering on slippery surfaces. An ABS control unit computer handles the details.



TRACTION THAT MAKES A DIFFERENCE. For everyday driving needs and situations where you suddenly need maximum traction, Supra Turbo's limited-slip differential maintains power to both rear wheels even on slippery road surfaces.

WHAT'S MORE SUPER THAN SUPRA? Toyota Options and Accessories for your Supra are carefully selected to make Supra ownership a truly ultimate experience.

OPEN WIDE AND SAY "AAH!" Supra Turbo's a great way to keep feeling invigorated and the Supra Turbo Sport Roof model lets you feel free-spirited as well. Just pop the roof and head for a long stretch of relaxing road. The Sport Roof model has a rear hatch area equipped with special rubber-mounted clips so the roof stays securely in place when it's stored.

PERFECTION COMES PACKAGED. If you want to dress up your Supra even more, there is a selection of Packages which groups several desirable options together. A White Appearance Package includes white color-keyed alloy wheels and white bodyside moldings. A Leather Trim Package is available for both Supra and Supra Turbo which offers leather trim for the seating surfaces, doors and center console. A Sport Package prepares your Supra for enhanced performance with speed-sensitive pro-

gressive-type power rack-and-pinion steering for improved control, a limited-slip differential for improved traction and Toyota Electronic Modulated Suspension System (TEMS) for an optimum ride. (The first two items are standard on Supra Turbo.)

Toyota vehicles are built with popular option combinations. Not all options are available separately. Your Toyota dealer can help find the Supra that is right for you.



EVEN SUPRA'S ROOF HAS POWER. You can switch from closed-car comfort to open-air fun with just a touch when you choose the optional power outer-sliding sunroof.



THIS MASK WON'T HIDE YOUR IDENTITY. Help protect Supra's beautiful front from road damage with this attractive and durable accessory.



SHIFT INTO SOMETHING COMFORTABLE. A 4-speed electronically controlled automatic overdrive transmission (ECT) is optional for both Supra and Supra Turbo.

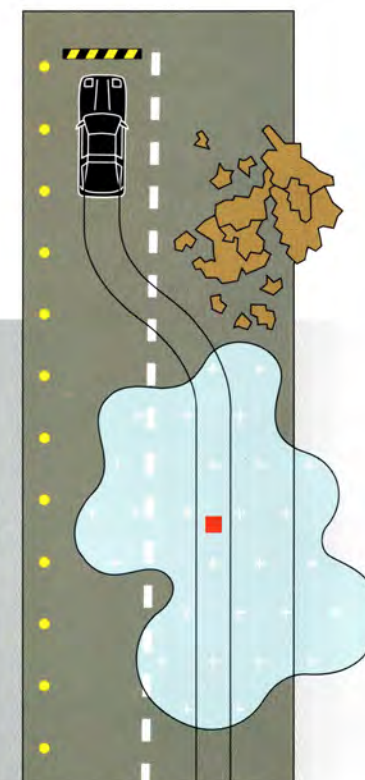


A HIGH-PERFORMANCE RADIO'S RIGHT FOR SUPRA. Roll out Supra-potent sounds with this optional Premium 3-in-1 ETR/Cassette/CD system with Programmable Equalization and 8 speakers.


PUT YOUR FOOT DOWN. If you're after the ultimate performance package consider Supra's optional Sport Package, which includes a limited-slip differential, TEMS and speed-sensing progressive power rack-and-pinion steering.



FOLLOW THE STRAIGHT AND NARROW. The optional Anti-lock Brake System (ABS) for Supra can help you retain steering control even under severe braking on slippery surfaces (standard on Supra Turbo).



OPTIONS/ACCESSORIES




Supra Turbo with Sport Roof shown in Super Red.

COLORS

Interior Trim Levels



Fabric Deep Red, Blue,
or Shadow Gray



Leather Seat
Trim Package* Deep Red, Blue,
or Shadow Gray

Exterior Finish




Gray Metallic

Interior

Shadow Gray

Super White

Deep Red or Blue



Teal Metallic

Shadow Gray



Blue Metallic

Blue



Super Red

Shadow Gray



Garnet Pearl

Shadow Gray



Black

Shadow Gray

*Optional.

MECHANICAL/PERFORMANCE		Supra	Supra Turbo
Body/frame construction		Unitized body with modular suspension subframe	
Steering type		Speed-sensing power-assisted rack-and-pinion	Speed-sensing progressive-type power rack-and-pinion
Turning circle diameter, curb to curb	(ft.)	35.4	35.4
Brakes, power-assisted	(front)	Ventilated discs	
	(rear)	Ventilated discs	
Suspension	(front)	Independent double-wishbone with gas-filled shock absorbers and spherical ball-joint type stabilizer bar	
	(rear)	Independent double-wishbone with gas-filled shock absorbers and spherical ball-joint type stabilizer bar	
Engine type		6-cylinder in-line twin-cam 24-valve with EFI	6-cylinder in-line twin-cam 24-valve intercooled turbo-charged with EFI
Displacement		3.0 liters (2,954cc)	3.0 liters (2,954 cc)
Horsepower (SAE net)		200 @ 6,000 rpm	232 @ 5,600 rpm
Torque (SAE net)		188 lb.-ft. @ 3,600 rpm	254 lb.-ft. @ 3,200 rpm
ELECTRICAL			
Alternator	(5-speed manual overdrive)	12 volts, 70 amps.	12 volts, 80 amps.
	(4-speed automatic overdrive [ECT])	12 volts, 80 amps.	12 volts, 80 amps.
Ignition system		Electronic	
Battery		Maintenance-free, 70-amps./hr.	
EXTERIOR DIMENSIONS (in.)			
Wheelbase		102.2	102.2
Overall length		181.9	181.9
Overall width		68.7	68.7
Overall height		51.2	51.2
Tread width	(front)	58.5	58.5
	(rear)	58.5	58.5
INTERIOR DIMENSIONS (in.)			
Head room	(front)	37.5	37.5
	(rear)	33.9	33.9
Leg room	(front)	43.6	43.6
	(rear)	24.7	24.7
Shoulder room	(front)	52.5	52.5
	(rear)	50.5	50.5
Hip room	(front)	52.8	52.8
	(rear)	47.5	47.5
CURB WEIGHTS (lbs.)			
5-speed manual overdrive		3,463	3,534
	(with Sport Roof)	N/A	3,620
4-speed automatic overdrive (ECT)		3,516	3,560
	(with Sport Roof)	N/A	3,644
CAPACITIES			
Luggage capacity, rear seat up	(cu. ft.)	11.0	11.0
Fuel tank	(gals.)	18.5	18.5
TIRES			
Type		Uni-directional "Z" speed-rated steel-belted radial blackwalls	
Size		225/50ZR16	
Spare		Temporary	
MILEAGE ESTIMATES ¹			
EPA estimated MPG city/highway	(5-speed manual overdrive)	18/23	17/23
	(4-speed automatic overdrive [ECT])	18/23	18/23

SAFETY

For over fifty years Toyota has built vehicles which have achieved the highest recognition for quality, dependability and engineering excellence. These accomplishments are a result of Toyota's commitment to build vehicles that respond to your needs. It is a commitment based on the belief that well built and dependable vehicles are safer vehicles. And it is a commitment which requires that everything that goes into a new Toyota — design, materials, manufacture, workmanship — does so with your safety, comfort and driving enjoyment in mind. Because, ultimately, the most important thing that goes into any new Toyota is you.

1992 SUPRA SAFETY FEATURES:

- Driver-side air bag Supplemental Restraint System (SRS)*
- 3-point front and rear seatbelts
- Side door intrusion beams
- 4-wheel ventilated disc brakes
- Optional Anti-lock Brake System (ABS) (Standard on Turbo)

* See page 9 for more information on Supra's air bag Supplemental Restraint System.

Get More From Life... Buckle Up!

DATA/SPECS

MECHANICAL	Supra	Supra Turbo
3.0-liter 6-cylinder twin-cam 24-valve EFI engine	S	—
Turbocharged 3.0-liter 6-cylinder twin-cam 24-valve EFI engine with air-to-air intercooler	—	S
Engine oil cooler	—	S
Limited-slip differential	O ¹	S
5-speed manual overdrive transmission	S	S
4-speed electronically controlled automatic overdrive transmission (ECT)	O	O
Speed-sensing power-assisted rack-and-pinion steering	S	—
Speed-sensing progressive-type power rack-and-pinion steering	O ¹	S
Power-assisted 4-wheel ventilated disc brakes	S	S
Anti-lock Brake System (ABS)	O	S
225/50ZR16 uni-directional speed-rated steel-belted radial tires	S	S
EXTERIOR		
Retractable halogen headlamps	S	S
Color-keyed bumpers	S	S
Large front air dam with flexible lower edge and integrated foglamps	S	S
Dual color-keyed power outside mirrors with defoggers	S	S
Integrated front/rear mudguards	S	S
Color-coordinated integrated wraparound bodyside moldings	S	S
Tinted glass (Bronze glass with Deep Red interiors only)	S	S
Power outer-sliding sunroof	O	O
Removable Sport Roof with rear cargo area storage	—	O
Intermittent rear window wiper	S	S
Color-keyed rear spoiler with LED stoplamp	—	S
5-spoked aluminum alloy wheels	S	S
Front-end mask with storage bag	A	A
INTERIOR		
8-way adjustable power driver's sport seat	S	S
Fold-down 50/50 split rear seat	S	S
Fabric seats and door trim with dual door map pockets	S	S
Driver-side air bag Supplemental Restraint System (SRS)	S	S
3-point front and rear seatbelts	S	S
Tilt-and-telescopic leather-wrapped steering wheel	S	S
Leather-wrapped manual shift knob and parking brake handle	S	S
Variable intermittent windshield wipers	S	S
Cruise control	S	S
Power windows with driver-side "auto-down" feature and nighttime illumination	S	S
Power door locks with "anti-lockout" feature	S	S
Automatic illuminated entry/exit fade-out system	S	S
Auto-off headlamps	S	S
Digital quartz clock	S	S
Rear window defogger and side window demisters	S	S
Air conditioning with automatic soft-touch climate controls	S	S
Center console with storage area and dual cup holder	S	S
Passenger-side illuminated vanity mirror	S	S
Remote hood, rear hatch and fuel-filler door releases	S	S
Speedometer, tachometer, odometer, tripmeter, turbo-boost gauge, coolant temperature, fuel level, oil pressure and voltmeter gauges	S ²	S ³
Seatbelt, door ajar, low fuel level, coolant temperature, oil pressure, brake, battery, air bag, taillamp and engine warning lights	S	S
Integrated Toyota Theft Deterrent System with security light	S	S
AUDIO SYSTEMS		
Premium Electronically-Tuned Radio (ETR)/Cassette with Acoustic Flavor, 8 speakers, power antenna and diversity reception	S	S
Premium 3-in-1 ETR/Cassette/CD with Programmable Equalization, 8 speakers, power antenna and diversity reception	O	O
Premium 3-in-1 ETR/Cassette/CD with Programmable Equalization, 10 speakers (adds rear Bi-amplified sub-woofer), power antenna and diversity reception	O	O
PACKAGES		
Sport Package—includes limited-slip differential, Toyota Electronic Modulated Suspension System (TEMS) and speed-sensing progressive-type power rack-and-pinion steering	O	O ⁴
Leather Trim Package—includes leather seating surfaces, door trim and center console cover	O	O
White Appearance Package—includes white color-keyed aluminum alloy wheels, color-keyed rear garnish and body-side moldings	O	O

S—Standard
 O—Optional
 A—Dealer-installed accessory
 —Not available
 N/A—Not applicable

¹Part of Sport Package.

²Without turbo-boost gauge.

³Without voltmeter.

⁴Limited-slip differential and speed-sensing progressive-type power steering standard.

⁵1992 EPA mileage figures shown. See your Toyota dealer for details.

Some vehicles are shown with optional equipment. See Data/Specs charts. For details on 1992 vehicle specifications and standard and optional features in your area, contact your Toyota dealer. A vehicle with particular equipment may not be available at the dealership. Ask your Toyota dealer to help you try to locate a specifically equipped vehicle. Vehicle specifications and standard and optional features are based upon information available at the time of printing and are subject to change without notice. Specifications and standard and optional features are for mainland U.S.A. vehicles only and may differ in the state of Hawaii and in other regions.

TOYOTA TOUCH

The Toyota Touch is our effort to make all your experiences with Toyota the very best, before the sale and after. The Toyota Touch means we want to satisfy you.

If you ever have any questions, contact your dealer's Customer Relations Manager. For additional information, call our Customer Assistance Center at 1-800-331-4331 (weekdays, 9 a.m. to 9 p.m. EST).

WARRANTY INFORMATION

A 36-month/36,000-mile basic new vehicle limited warranty applies to all components other than normal wear and maintenance items. Additional 60-month limited warranties cover your powertrain (for 60,000 miles) and corrosion perforation (unlimited miles). See your Toyota dealer for complete details. In addition, there may be times when we will establish a special policy adjustment which will further defray repair costs.

LIMITED WARRANTY SUMMARY

Comprehensive coverage: 36-month or 36,000-mile.

Powertrain: 60-month or 60,000-mile.

Corrosion perforation: 60-month and unlimited miles.



"I love what you do for me."

 **TOYOTA**

PC2-016 (8/91) 00616-92107
Litho in U.S.A. (225M)

©1991 Toyota Motor Sales, U.S.A., Inc.