

TOYOTA

1993 LAND CRUISER



1993 LAND CRUISER

The Toyota Land Cruiser: few vehicles have travelled the twentieth century with more majesty and power. It's a forty-year tradition played out against the backdrop of the world's most dramatic settings—from the plains of Kenya and the deserts of the Maghreb, to the Australian Outback and the foothills of Nepal. A world-class adventurer with the kind of reputation that's made it a legend—not only for what it can do, but for how impressively it's evolved.

Civilized, dependable, meticulously designed, Toyota Land Cruiser will take you to places few others dare to tread.



LAND CRUISER WAGON

You don't become a legend by resting on your laurels. That's why year after year, Land Cruiser Wagons just keep getting better. For 1993, advancements include a newly refined 4.5-liter 24-valve DOHC engine, an improved 4-speed electronically controlled automatic overdrive transmission (ECT), larger power-assisted brakes, optional leather seat trim and optional locking front and rear differentials with viscous-center differential.



1993 Land Cruiser Wagon shown in Blazer Metallic with optional alloy wheels and Third Seat Package.

TIBET, NORTH AFRICA, THE JUNGLES OF PERU. They're all lands that for the last forty years have held at least one thing in common: Land Cruiser Wagon. From their rutted mountain roads and vast, wind-swept plains, to their rugged highlands and sun-baked desert valleys, Toyota Land Cruiser is the one Sport Utility Vehicle (SUV) that's conquered them all. Somalia, Greenland, Alaska: it's in remote places like these that Land Cruisers have earned their enduring reputation as one of the world's premier off-road

"...tour the world."

vehicles. A reputation the 1993 Land Cruiser proudly builds upon with the evolution of itself: a newly refined 4.5-liter 24-valve DOHC engine for added power; an improved 4-speed electronically controlled automatic overdrive transmission (ECT) for precise shifting; wider tires; and larger power brakes. For the purist, tradition is preserved in the form of Land Cruiser's large, powerful profile, spacious interior, full-time 4WD and authoritative, ground-clearing stance. Given all that, could there be any better way to go out and tour the world?





Shown with optional Leather Trim Package in Gray.

LAND CRUISER INTERIOR

R

ROOM THESE VAST, OPEN SPACES. Being on the inside of the Land Cruiser Wagon is a lot like being out on a great North African plain. There's room to move, stretch out, relax, even breathe. Just settle into the comfort of Land Cruiser's optional leather-trimmed seating and you'll see what we mean. Everywhere you look there's an abundance of space, with room for

five (eight with the optional front-facing Third Seat Package) and rear seats that fold up for added extra cargo area. The handsome dash, with full instrumentation, gives you sweeping views of important gauges. A practical chronometer provides a digital clock, alarm and multi-function stopwatch for useful calculations during long-distance journeys. On those same journeys, you'll be less fatigued because of the standard cruise control and much more comfortable due



EASY ACCESS. A master control panel puts power windows, door locks and dual color-keyed power outside mirrors within easy reach. Also included is the safety-minded power window lockout button.



CROSS VENTILATION. Cool in summer, warm in winter, Land Cruiser's "high" and "low" backseat temperature control with heater, rear vent duct and fan helps keep rear-seat passengers happy all year round.



FLEXIBLE CARGO AREA. Fold down Land Cruiser's standard middle seat and you've got 91.1 cu. ft. of storage space with a 1,764-lb. payload, which includes occupants, equipment and cargo. For more passenger room, an optional third split bench seat is also available.

to the standard air conditioning. Impressive power window features include a convenient "auto-down" button that fully lowers the driver-side window at a single touch, while a 60-second delay feature allows

"Room to move, relax...even breathe."

you to power up windows even after the ignition switch is off. Should you forget the key in the ignition, the doors won't lock. Other standard features include a Deluxe Electronically-Tuned Radio (ETR)/Cassette audio system with Dolby® B Noise Reduction, tilt steering wheel, variable intermittent wipers and a center console storage unit.

Dolby® is a registered trademark of Dolby Labs, Inc.



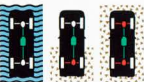
HIGH VISIBILITY. A fast glance at Land Cruiser's state-of-the-art dash quickly tells you where everything is. Brightly lit analog gauges are easy to read.




DRESSED IN LAYERS. For beauty and protection, Land Cruisers are treated with multiple coats of paint to minimize chipping. Special corrosion-resistant protectants help fight the battle against rust.



ALWAYS ON DUTY. With Land Cruiser's full-time 4WD, you're better prepared for what lies down the road. For snow, ice or off-road adventure, engage the standard locking center differential and you've got loads of torque and traction waiting at your disposal. For highway driving, merely disengage.

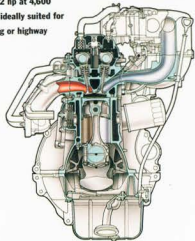


SERIOUS TECHNOLOGY. For maximum capability, there's the optional locking front and rear differentials with viscous center differential—technology which no other civilian vehicle offers. Its special design allows you to lock front and rear axles with the twist of a dial. The result is exceptional traction, especially in the places where you need it most.



OUT IN THE WILD, EVOLUTION IS EVERYTHING. After all, it's the only way to stay ahead of the pack. Technically speaking, Land Cruisers have been doing just that for the last forty years. To see how far they've evolved, start with the newly refined 4.5-liter 24-valve 6-cylinder electronically fuel-injected (EFI) engine. It delivers a robust 212 hp at 4,600 rpm with 275 lb.-ft. of torque at 3,200 rpm that's capable of handling over 1,700 lbs. of payload* and 5,000 lbs. of towing capacity.** An improved 4-speed electronically controlled automatic overdrive transmission (ECT) allows you to select shift points to match the driving conditions. Pavement or not, Land Cruiser's 4-wheel coil-spring suspension with heavy-duty shocks is designed to give you a sure, commanding ride,

ROBUST POWER. Land Cruiser's newly refined 4.5-liter 24-valve 6-cylinder EFI powerplant delivers a robust 212 hp at 4,600 rpm, making it ideally suited for off-road running or highway acceleration.



combined with over ten inches of minimum running ground clearance. In addition, Land Cruiser's generous 8.9 inches of total rear suspension travel help keep all wheels in contact with uneven surfaces, while the front and rear stabilizer bars provide excellent road-handling performance.

"...it's the only way to stay ahead of the pack."

*Including occupants, equipment and cargo.

**See Towing Capacities in the Data/S specs Chart on page 21 for details.

SOLID FOUNDATION. Heavy-duty shocks are matched to a 4-wheel coil-spring suspension to provide exceptional ride and comfort. A massive full frame with sound-absorbing mounts helps reduce noise and vibrations, while 16-inch wheels with P275/70R16 radials give added ground clearance and enhanced traction.

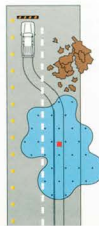


SMOOTH TRANSITION. An improved 4-speed electronically controlled automatic overdrive transmission (ECT) keeps you in harmony with the road, while a 2-speed transfer case doubles your options when it comes to meeting off-highway challenges.

IN THE INTEREST OF SAFETY. For added peace of mind, 1993 Land Cruisers are outfitted with larger power-assisted brakes for smoother stops and superb control. Also available is an optional 4-wheel Anti-lock Brake System (ABS) which uses computer-controlled sensors to monitor wheel speed and help prevent front and rear wheel lockup during difficult braking applications. Impact beams have been added to side doors and, in certain side collisions, these steel beams help deflect forces from the passenger compartment. A rear center high-mount stoplamp has been included to keep fellow drivers alert and increase overall safety. Combine that with new 16-in. wheels and the year-round traction of P275/70R16 tires and you've got a dependable vehicle that will get you where you want to go.

1993 LAND CRUISER SAFETY FEATURES

- 3-point seatbelts in outboard positions
- Front/rear headrests in outboard positions
- Side door impact beams
- Child-protector rear door locks
- Center high-mount stoplamp
- Shiftlock system (automatic transmission)



ADDED CONTROL. Optional Anti-lock Brake System (ABS) uses computer-controlled sensors to control the braking power of all four wheels, preventing front/rear wheel lockup, especially on wet, slippery surfaces.



Land Cruiser Wagons shown in White



FINE TUNED. When it comes to your musical needs, this Premium 3-in-1 ETR/Cassette/CD with Dolby® B and C Noise Reduction fits them all.



MUSICAL SELECTIONS. Choose Land Cruiser's Premium 3-in-1 ETR/Cassette/CD with equalizer and you'll find yourself surrounded by 9 speakers and 5 outdoor amplifiers for a maximum output power of 160 watts. That, and a lot of great sound.



OUR WISH IS OUR COMMAND. Optional Toyota features are a great way to outfit your Land Cruiser Wagon for almost any adventure. Just start with this page and you'll see how easy it is to make a Land Cruiser truly your own.

Toyota vehicles are built with popular option combinations. Not all options are available separately. Your Toyota dealer can help find the Land Cruiser that is right for you.

**See Towing Capacities in the Data/Specs Chart on page 12 for details.*

"...outfit your Land Cruiser for almost any adventure."



ALLOY ALLURE. Adding refinement to ruggedness, aluminum alloy wheels are an attractive option. The large 16-inch wheels are forged to complement the Land Cruiser's bold style.



EASY TOWING. Taking advantage of Land Cruiser's 5,000-lb. towing capacity* is simple with this accessory Class III towing receiver hitch. Just outfit with a towing ball and you're ready to go.



EXTRA PROVISIONS. They're easy to take along with Land Cruiser's handsome overhead rear roof rack accessory. It's adjustable and made of durable aluminum with matt black finish. This simple addition handles up to 100 lbs. of hauling capacity.



FRESH AIR. Bring in the sun or a late summer's breeze with Land Cruiser's optional moon-roof. Convenient power controls make it easy to open and close.



OUTSIDE SUPPORT. Running boards are a stylish accessory to your Land Cruiser Wagon. They offer passengers assistance when entering or exiting, while also helping to prevent road debris from damaging your finish.



INTERIOR SPACE. Land Cruiser gives you plenty of options when it comes to making space. The standard split middle bench seat and optional Third Seat Package with front-facing split rear bench conveniently fold out of the way to give you a generous amount of cargo area. There's room for up to 8 passengers or 91.1 cu. ft. of cargo space.



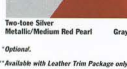


INTERIOR TRIM LEVELS



EXTERIOR FINISH



INTERIOR



S-Standard
O-Factory Option
A-Dealer-installed accessory
*Including occupants, equipment and cargo.
**Available with Leather Trim Package only.
***Not available with Leather Trim Package.

Vehicle specifications and standard and optional equipment are based upon information available at the time of printing and are subject to change without notice. Specifications and standard and optional equipment are for mainland U.S.A. vehicles only and may differ in the state of Hawaii and in other regions.

For further information regarding wiring converters and low hitch receivers, please consult the 1993 Toyota Trailer Towing Guide, available at your local Toyota dealer.

MECHANICAL	Wagon
4.5-liter DOHC 24-valve inline-6 with electronic fuel injection (EFI)	S
Heavy-duty cooling system and transmission oil cooler	S
4-speed elect. controlled automatic overdrive transmission (ECT)	S
Full-time 4-wheel drive	S
Center differential lock	S
Front & rear locking differentials with viscous-coupling center differential	O
Power-assisted recirculating ball steering	S
Power-assisted ventilated front-disc/rear drum brakes	S
4-wheel Anti-Lock Brake System (ABS) including viscous-coupling center differential and rear disc brakes	O

EXTERIOR	Wagon
Aerodynamic rectangular halogen headlamps	S
Dual color-keyed power outside mirrors and door handles	S
Side door impact beams	S
Chrome front top bumper trim and grille trim	S
Tinted glass	S
Large fender flares with front and rear mudguards	S
Tilt-life power glass moonroof with sliding sunshade	O
Intermittent rear window wiper	S
Clear-coat paint finish (except White)	S
16-in. styled steel wheels	S
Aluminum alloy wheels	O
P275/70R16 steel-belted radial tires	S
Full-size spare tire	S
Black galvanized steel rear roof rack	A
Towing receiver hitch or trailer ball/hull mount kit	A

INTERIOR	Wagon
Reclining front cloth bucket seats w/adjustable headrests	S
Full door trim with fabric inserts and front map pockets	S
Full carpeting	S
Carpeted floor mats	A
Center console with storage area	S
Passenger-side illuminated vanity mirror	S
Air conditioning	S
3-point seatbelts in outboard positions	S
Cold-protector rear door locks	S
Rear heater	S
Rear window defogger and side front window demisters	S
Soft urethane tilt steering wheel	S
Variable intermittent windshield wipers	S
Power windows and door locks	S
Cruise control	S
Ignition key illumination	S
Remote hood and fuel-filler door releases	S
Speedometer, tachometer, odometer, tripmeter, coolant temperature, fuel level, oil pressure and washer pumps	S
Front seatbelt, 4-way hazard, low fuel level, low oil level, door ajar and rear-traffic warning lights	S
Digital quartz clock	S

AUDIO SYSTEMS	Wagon
Deluxe Electronically-Tuned Radio (ETR) Cassette with 8 speakers and power antenna	S
Premium ETR/Cassette, equalizer, 5 speakers and power antenna	O
Premium 3-in-1 ETR/Cassette/CD, equalizer, 9 speakers and power antenna	O
Compact Disc Deck (not available with Premium 3-in-1 ETR)	A
Disc-CD Changer (not available with Premium 3-in-1 ETR)	A

SEATING	Wagon
Leather Trim Package—leather-trimmed seats and door trim with power front seats, leather-wrapped steering wheel, shift knob and parking brake handle, and Third Seat Package	O
Third Seat Package—fold-up split rear bench seat, 3-point seatbelts in outboard positions, child-protector rear hatch lock, sliding rear quarter windows, rear privacy glass, rear ashtray and passenger assist grip	O

MECHANICAL PERFORMANCE	Wagon
Body/frame construction	Separate body and frame
Steering type	Power-assisted recirculating ball
Turning circle diameter, curb to curb	(ft.) 40.4
Brakes, power-assisted with rear load-sensing proportioning valve	(front) Ventilated discs (rear) Drums
Anti-Lock Brake System (ABS) with viscous center differential and 4-wheel discs	(optional) Anti-Lock Brake System (ABS) with viscous center differential and 4-wheel discs

Suspension	(front)	(rear)
Solid live axle with coil springs, lateral track rod and stabilizer bar		(rear) 4-link with coil springs, stabilizer bar and solid live axle

Engine type	Wagon
In-line 6-cylinder DOHC 24-valve with EFI	S
Displacement	4.5 liters (4.477 cc)
Max-power (SAE net)	212 @ 4,600 rpm
Torque (SAE net)	275 lb.-ft. @ 3,200 rpm
Drivetrain configuration	Full-time 4-wheel drive

ELECTRICAL	Wagon
Alternator	12 volts, 80 amps.
Ignition system	Electronic
Battery	Maintenance-free, 80 amps/hr.

EXTERIOR DIMENSIONS (in.)	Wagon
Wheelbase	112.2
Overall length	188.2
Overall width	76.0
Overall height	73.2
Tread width	(front/rear) 62.8/63.0

INTERIOR DIMENSIONS (in.)	Wagon
Head room (front/middle/rear)	40.7/40.0/36.5
Lap room (front/middle/rear)	42.2/33.6/28.6
Shoulder room (front/middle/rear)	58.7/58.7/59.5
Hip room (front/middle/rear)	59.5/59.5/59.2

OFF-HIGHWAY	Wagon
Underbody protection	Steel shield plates under transfer case and fuel tank

Center differential lock (optional front and rear differential)	Wagon
2-speed transfer case (high/low ratios)	1.00:1.249:1
Axis ratio (front/rear)	4.10:1.4:10:1
Optional front and rear differential	4.10:1.4:10:1
Angle of approach (degrees)	34
Angle of departure (degrees)	22
Minimum running ground clearance (in.)	10.8
Suspension travel (front/rear)	6.1/6.9

CAPACITIES	Wagon
Cargo capacity, rear seat down (cu. ft.)	91.1
Payload (lbs.)	1,764
Curb weight (lbs.)	4,762
Gross vehicle weight rating—GVWR (lbs.)	5,526
Fuel tank (gals.)	25.1

TOWING CAPACITIES (lbs.)	Wagon
Net weight GCRW of 11,525 lbs. (Requires additional 5,000-lb. weight-carrying frame-mounted Class III tow hitch)	5,000

MILEAGE ESTIMATES*	Wagon
EPA estimated MPG city/highway	17/25
Estimated highway range miles	1315

T

oyota Touch is a philosophy in action. It's our effort to make all your experiences with Toyota the very best. From the time of your initial contact, during the sale and throughout your entire ownership period, our goal is your complete satisfaction.

If you ever have any questions, contact your dealer's Customer Relations Manager. For additional information, call our Customer Assistance Center at 1-800-331-4331 (weekdays 9 a.m. to 9 p.m. EST).

WARRANTY INFORMATION

A 36-month/36,000-mile basic new vehicle limited warranty applies to all components other than normal wear and maintenance items. Additional 60-month limited warranties cover your powertrain (for 60,000 miles) and corrosion perforation (for unlimited miles). See your Toyota dealer for complete details. In addition, there may be times when we will establish a special policy adjustment which will further defray repair costs.

TREAD LIGHTLY!
Protect our planet. Love it.

Buckle Up!

Do it for those who love you.

PT2-021 18721 00027 00112

Little to U.S.A. (2006)

© 1992 Toyota Motor Sales, U.S.A., Inc.

"I love what you do for me."

 **TOYOTA**