

FIAT 1100 D



World Famous!

Not only by its modern, slender, forceful grill will you recognize the latest model of the world-famous Fiat 1100 series: turn the ignition key — discover the quiet, smooth 1221 cc engine, skillfully developed to offer you, with its 55 HP, lots of pull and impressive acceleration. Increased torque (up to 62 lb.-ft. at only 2500 rpm, if you care about details) lets you trickle along through traffic at low speeds with minimum gear shifting. What's more, the sturdy engine affords economical, day-long highway driving at the higher speeds. 30 MPG or more is not unusual for this thrifty 4-door sedan.

Sit behind the wheel: the four-speed column shift has unfaltering, smooth operation, with rapid gear changes to please even the rallyist.

The 1100-D owes its excellent road-holding to a firm yet flexible suspension. Add to this, quick, responsive, accurate steering — and you have that solid road-feel for best control.



FIAT 1100-D

Sedan



Comfort!

Driving is a pleasure: adjust the contoured, foam-padded bucket seat . . . set the backrest to your most comfortable angle. Your companion up front will also appreciate his fully adjustable bucket seat . . . let him rest at a full 180° on those long trips!

Take a closer look at the interior: four large, wide opening doors entice you in. You can roll down the windows on all four doors, adjust



- Every inch of luggage space can be used
- Unrestricted access to the loading floor
- Rubber overrides protect both front and rear bumpers

the swiveling vents in front — or utilize the heavy duty heater-defroster system with its two fresh air ducts. You enjoy the high quality upholstery, the form-fitted, softly padded, ribbed seats and backrests and the four armrests (yes, there are four of them).

Instruments are conveniently located and neatly grouped for at-a-glance readings. The padded dash with its ashtray and glove compartment also holds a full-width utility tray for all the little things you may need.

Safety!

It's a well known fact that Fiat brakes are highly efficient. They are large (practically over-size) and the 1100-D's aluminum finned drums are for quick cooling and fade-proof operation . . . there's plenty of stopping power when it's needed!



Collapsible Backrest!

For more luggage area, the rear backrest folds down providing a flat, rubber-matted loading surface. The entire rear section of the car can be filled with luggage when necessary.



Luxurious Interior! Attention to detail is evident even in minor appointments: there's the rear view mirror, with its antiglare switch and built-in map light. Two more courtesy lights are in both rear corners, and courtesy lights are provided in both trunk and engine compartment. One handy ashtray is tucked into the center of the dash; two more are located on the rear doors. For that extra touch of comfort: you will find convenient assist straps, even for the front passenger, no wheel well to reduce the driver's foot space, a strong, reliable parking brake lever in the right place.



4-door Station Wagon.

FIAT 1100-D

Station Wagon

The Family Car!

The lively performance, the elegant lines and the luxurious features of the 1100-D Sedan are all present in the versatile 1100-D Station Wagon, plus lots of room to carry cargo: be it extra luggage or heavy furniture . . . sporting gear or the children's playpen.

Whether you drive in style to the theater with your family or go on a fishing trip with your friends, you'll enjoy and appreciate the versatility, beauty, handling and comfort of your 1100-D Station Wagon.

Top performance, spaciousness and tasteful design make this Station Wagon "the family car." Up front you still have the inviting and practical bucket seats. Flip down the rear seat and you have a utility car to carry loads.

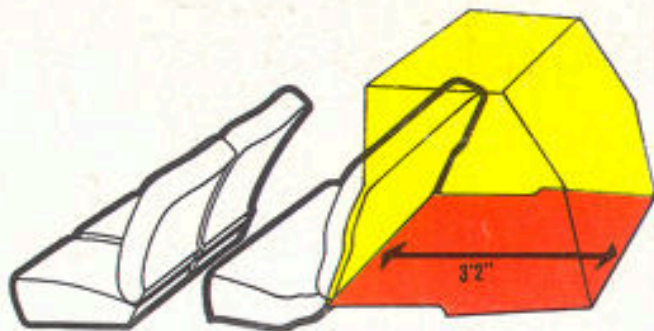


Load Capacity

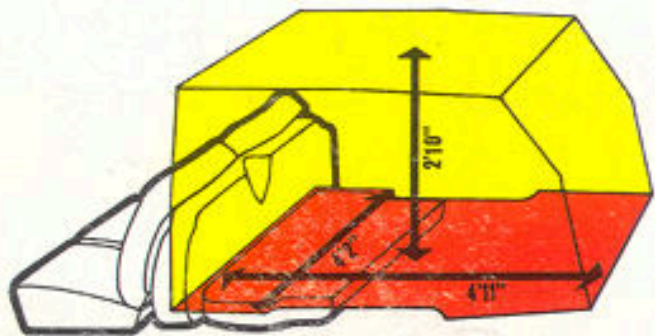
FIAT 1100-D Station Wagon

685 lbs. (plus driver)

The rear seat can be set in two positions:



1. With back seat up — seats 4 comfortably plus luggage space.




2. With back seat folded to floor level — seats 2 passengers providing twice as much space for luggage or cargo.



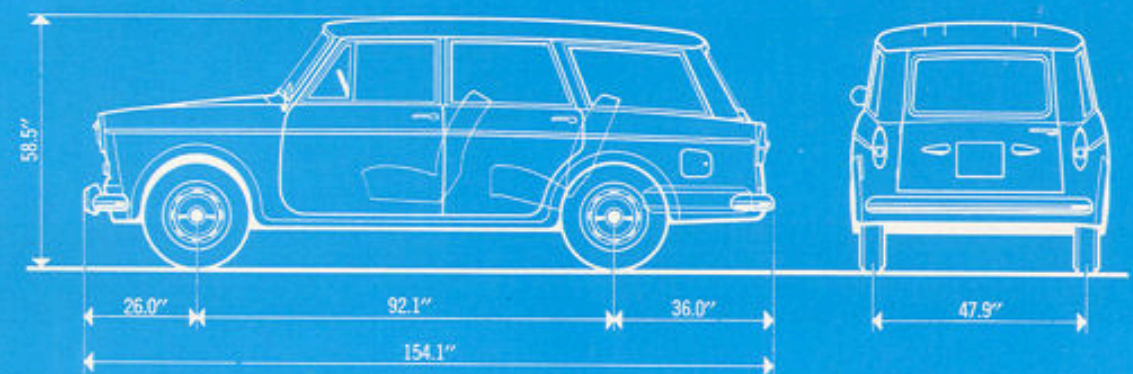
Wide-opening rear loading door.

SPECIFICATIONS—FIAT 1100-D Sedan and Station Wagon

Sedan



Station Wagon



Station Wagon Cargo Area Dimensions: floor length from back of front seat, 4'11". Floor length from back of rear seat, 3'2". Maximum floor width, 4'2". Height to ceiling, 2'10".

Loading capacity: 2 persons plus 40 cu. ft.; 4 persons plus 20 cu. ft.
1 person plus 685 lbs.; 4 persons plus 220 lbs.

THESE FEATURES AT NO EXTRA COST!

White wall tires. Adjustable, reclining front bucket seats. Collapsible backrest. Leatherette upholstery. Heater-defroster. Undercoating. Safety-belt anchors. Two-tone horn. Anti-glare rear view mirror. Ashtrays. Windshield washers. Courtesy lights. Tool kit. Rubber padded overriders on Sedan. Outside rear view mirror on Station Wagon.

The descriptions and illustrations in this catalogue are given merely as general information and are not binding. FIAT therefore reserves the right, while maintaining the fundamental features of the models here described and illustrated, to effect at any time and without notice, those alterations to parts, fittings and accessory equipment which it may deem necessary by way of improvement, or for any reason whatsoever of a manufacturing or commercial nature.

BODY-FRAME — Unitized construction. Four-door Sedan and Station Wagon.

ENGINE — Four cylinders in line. Aluminum cylinder head. Overhead Valves. Pressure-lubrication by gear pump. Cooling fluid circulated by centrifugal pump. Single barrel Weber carburetor.

Horsepower: 55 at 5000 rpm • **Torque:** 62 at 2500 rpm
Displacement: 74.5 cu. in. • **Compression ratio:** 8:1

CLUTCH — Single dry plate.

TRANSMISSION — Four-speed gearbox. Synchro on second, third and top speeds. Gearshift lever on the steering column. Final drive ratio 10/43.

Gears	1st	2nd	3rd	4th	Rev.
Gear Ratios	3.86	2.38	1.57	1	3.86
Max. Speeds (mph)	22	37	56	over 80	—

PROPELLER SHAFT — With front flexible disc and rear universal joint.

SUSPENSION SYSTEM — **Front:** independent, with coil springs, shock absorbers and stabilizer bar. **Rear:** semi-elliptic spring with shock absorbers and stabilizer bar.

STEERING — Worm and roller mechanism. Steering linkage joints lubricated "for life." **Turning circle diameter:** 34½ ft.

BRAKES — Hydraulically operated, aluminum finned drum brakes with expanding shoes. **Effective braking area:** 154 sq. in. Parking & emergency brake acting on rear brake shoes.

WHEELS AND TIRES — Steel disc wheels with 3½ J rims. 5.20-14 tires on Sedan. 5.60-14 (six-ply rating) tires on Station Wagon. Spare wheel located in well under luggage compartment floor.

ELECTRICAL — 12-Volt Electric System. 400-Watt generator. 53 Amp/hr. battery.

GAS TANK — 10 Gallons. Locking gas cap.

Exterior Dimensions and Weights	Sedan	Station Wagon
Overall length	154.0"	154.1"
Overall width	57.5"	57.5"
Overall height	57.8"	58.5"
Wheelbase	92.1"	92.1"
Front tread	48.6"	48.6"
Rear tread	47.9"	47.9"
Curb weight (lbs.)	1975	2050
Shipping weight (lbs.)	1896	1971
Trunk space (cu. ft.)	8.9	—