




LOTUS EUROPA S.2



LOTUS EUROPA S.2



Colin Chapman, B.Sc., F.R.S.A.
CHAIRMAN OF GROUP LOTUS



RACE PROVED FOR
ROAD RELIABILITY

Colin Chapman says . . .

In designing and developing the Lotus EUROPA, we set as our design objective the production of a G.T. car combining outstanding good looks with the now famous Lotus standards of road holding, safety and reliability. At the same time we set out to introduce styling which would have an immediate appeal in markets all over the world.

After two years of improvement and development following experience in every major world market, the new S.2 model incorporates over fifty refinements from electric windows to a detachable chassis, making the car even quieter, more durable and more accessible to your mechanic.

The EUROPA needs no salesman to tell you of its obvious merits, just the ignition key, so if you have never experienced personally the very high standards set by Lotus in the fields of road holding, performance, braking, styling and driver comfort ask your dealer for the ignition key, you will not be disappointed.

A. C. B. CHAPMAN, B.Sc., F.R.S.A.



Technical Specification

BODY/CHASSIS

One piece moulded glassfibre reinforced plastic, fully sound-proofed and fitted with safety glass all round. Separate rust-proofed steel backbone chassis. Rear mounted engine and transmission. Luggage compartments front and rear with total capacity 7½ cu. ft.

SUSPENSION

All independent suspension, front wheel disc brakes, drum rear, radial ply high speed tyres on wide base ventilated steel wheels. Rack and pinion steering.

ENGINE


1470 c.c. all aluminium overhead valve four cylinder unit. Double choke carburettor. 82 b.h.p. at 6,000 r.p.m.

TRANSMISSION

Four speed all synchromesh close ratio gear box with 3.56:1 final drive. 18.3 m.p.h. (29.3 k.p.h.) per 1,000 r.p.m.

INTERIOR

Carpeted and sound-proofed interior, mahogany facia with complete G.T. instrumentation. Fully adjustable seats with integral headrests, electric windows, glove locker and two map pockets. Heater, seat belts, windscreen washers and variable speed wiper as standard. Full Lotus "Airflow" ventilation with twin variable face-level vents.



OPTIONAL EXTRAS

Servo power assisted brakes.
Radio with twin door-mounted speakers.
Wheel trims.
Alpine Horns.
Tinted screen.

DIMENSIONS

Length: 13 ft. 1¼ ins. Height: 43 ins. Weight from 1,350 lbs.
Width: 64½ ins.


For details of optional extras, prices, see separate list.

68/02/LH


The comfortable interior with full width mahogany facia, carpets and comprehensive instrumentation.



Fully trimmed wide opening doors, fitted with electrically opening windows.



The Renault 16 engine, modified for use by Lotus and mounted in the rear compartment.




The front compartment provides adequate space for storing luggage.



Lotus designed bolt on wheels fitted with radial ply tyres as standard equipment.



The rear compartment also provides considerable luggage space.



The Car with International Appeal... LOTUS EUROPA





LOTUS

LOTUS CARS LIMITED,
NORWICH, NORFOLK. NOR 92W. WYMONDHAM 3411

DEALER