

# 2019 FORD VEHICLE GUIDE



## CORPORATE STAFF CONTACTS

**MARK TRUBY**  
Vice President, Communications  
mtruby@ford.com  
W: 313.390.1010  
C: 313.550.2249

**JENNIFER FLAKE**  
Executive Director, Global Operations Communications  
jflake1@ford.com  
W: 313.337.6839  
C: 313.903.0429

**BRAD CARROLL**  
Global News and Internal Communications Manager  
bcarro37@ford.com  
W: 313.390.5565  
C: 313.268.3736

## FORD SMART MOBILITY STAFF CONTACTS

**KAREN HAMPTON**  
Executive Director, Corporate & Mobility Communications  
khampto2@ford.com  
W: 313.390.9080  
C: 313.236.3467

**ALAN HALL**  
Manager, Autonomous Vehicles and Global Research and Advanced Engineering Communications  
ahall32@ford.com  
W: 313.337.9618  
C: 313.845.4410

**MICHAELA JOHNDROW**  
Manager, Ford Mobility Communications  
mjohndro@ford.com  
W: 313.845.8732  
C: 313.400.1105

## PRODUCT COMMUNICATIONS STAFF CONTACTS

**SAID DEEP**  
Director, Global Markets  
sdeep@ford.com  
W: 313.594.0942  
C: 313.658.0104

**MICHAEL LEVINE**  
Manager, North America Vehicle Communications  
mlevine5@ford.com  
W: 313.323.6854  
C: 313.806.1741

**JIYAN CADIZ**  
Manager, Car Communications and North America Media Relations  
jcadiz@ford.com  
W: 313.845.1096  
C: 313.300.8397

**DAN JONES**  
Manager, Utility Communications  
djone602@ford.com  
W: 313.845.1761  
C: 313.236.3230

**DAWN MCKENZIE**  
Manager, Truck and Commercial Vehicles Communications  
dmcken55@ford.com  
W: 313.845.8031  
C: 313.268.7485

**JOHN CANGANY**  
Manager, Corporate Social Responsibility Communications  
jcangany@ford.com  
W: 313.317.7691  
C: 313.402.2179

**WESLEY SHERWOOD**  
Manager, Innovation, Technology and Performance Communications  
wsherwoo@ford.com  
W: 313.845.4794  
C: 313.573.3530

**MONIQUE BRENTLEY**  
Manager, Purchasing, Quality, and Design Communications  
mbrentle@ford.com  
W: 313.594.3744  
C: 313.575.1488

**ELIZABETH WEIGANDT**  
Manager, Safety Communications  
eweigand@ford.com  
W: 313.845.4147  
C: 313.570.6058

**KELLI FELKER**  
Manager, Manufacturing and Labor Communications  
kfelker1@ford.com  
W: 313.322.1790  
C: 313.205.2722




# FORD CARS

For more information on cars:

Jiyan Cadiz  
 jcadiz@ford.com  
 313.845.1096 or 313.300.8397



	FIESTA SEDAN & HATCHBACK	MUSTANG FASTBACK & CONVERTIBLE	FUSION	FUSION HYBRID/FUSION ENERGI	TAURUS
<b>Models</b>	Sedan: S, SE Hatchback: SE, ST	Fastback: EcoBoost, EcoBoost Premium, GT, GT Premium Convertible: EcoBoost, EcoBoost Premium, GT Premium	S, SE, SEL, Titanium, V6 Sport	Fusion Hybrid: SE, SEL, Titanium Fusion Energi: Titanium	SE, SEL, Limited, SHO
<b>Standard engine</b>	1.6L Ti-VCT I-4	2.3L EcoBoost I-4	2.5L iVCT I-4	2.0L iVCT Atkinson-cycle I-4 HEV/PHEV	3.5L Ti-VCT V6
<b>Horsepower (hp @ rpm)<sup>1</sup></b>	120 @ 6,350	310 @ 5,500 <sup>2</sup>	175 @ 6,000	188 combined hp	288 @ 6,500
<b>Torque (lb.-ft. @ rpm)<sup>1</sup></b>	112 @ 5,000	350 @ 3,000 <sup>2</sup>	175 @ 4,500	129 gas engine lb.-ft.	254 @ 4,000
<b>Available engines</b>	1.6L EcoBoost® I-4	5.0L Ti-VCT V8	1.5L EcoBoost I-4	—	3.5L EcoBoost V6
<b>Horsepower (hp @ rpm)<sup>1</sup></b>	197 @ 6,000 <sup>2</sup>	460 @ 7,000 <sup>2</sup>	181 @ 6,000	—	365 @ 5,500 <sup>2</sup>
<b>Torque (lb.-ft. @ rpm)<sup>1</sup></b>	202 @ 4,200 <sup>2</sup>	420 @ 4,600 <sup>2</sup>	185 @ 4,320	—	350 @ 1,500–5,000 <sup>2</sup>
<b>Transmission</b>	5-speed manual	6-speed manual, 6-speed manual with Rev Matching (GT, GT Premium)	6-speed automatic	Electronically controlled continuously variable transmission (eCVT)	6-speed SelectShift automatic
<b>Available transmissions</b>	PowerShift 6-speed automatic 6-speed manual (ST)	10-speed SelectShift automatic —	6-speed SelectShift automatic 6-speed SelectShift automatic with Auto Start-Stop Technology —	— — —	— — —
<b>Drivetrain</b>	FWD	RWD	FWD/AWD	FWD	FWD/AWD
<b>Braking system (F/R)</b>	Disc/drum with Anti-Lock Brake System (ABS)	4-wheel disc with Anti-Lock Brake System (ABS)	4-wheel disc with Anti-Lock Brake System (ABS)	Regenerative Braking System and 4-wheel disc with Anti-Lock Brake System (ABS)	4-wheel disc with Anti-Lock Brake System (ABS)
<b>Airbags</b>	Dual-stage front, driver's knee, front-seat side and side-curtain	Dual-stage front, driver's knee, glove-box-door-integrated knee, front-seat side, and side-curtain (fastback)	Dual-stage front, driver and front-passenger knee, front-seat side and side-curtain	Dual-stage front, driver and front-passenger knee, front-seat side and side-curtain	Dual-stage front, front-seat side and Safety Canopy® System
<b>Length (in.)</b>	173.5 (sedan), <sup>1</sup> 159.7 (hatchback), <sup>1</sup> 160.1 (ST) <sup>1</sup>	188.5	191.8	191.8	202.9 <sup>1</sup>
<b>Wheelbase (in.)</b>	98.0 <sup>1</sup>	107.1	112.2	112.2	112.9 <sup>1</sup>
<b>Height (in.)</b>	58.1, <sup>1</sup> 57.2 (ST) <sup>1</sup>	54.3 (fastback), 54.9 (convertible)	58.2	58.0	60.7 <sup>1</sup>
<b>Seating capacity</b>	5	4	5	5	5
<b>Track (in.) (F/R)</b>	57.7/57.0 <sup>1</sup>	62.4/65.1	62.7/62.4	62.3/62.0	65.3/65.5 <sup>1</sup>
<b>Head room (in.) (F/R)</b>	39.1/37.1 (sedan), <sup>1</sup> 39.1/37.2 (hatchback) <sup>1</sup>	37.6/34.8 (fastback), 37.6/35.7 (convertible)	39.2/37.8	39.2/37.8	39.0/37.8 <sup>1</sup>
<b>Leg room (in.) (F/R)</b>	43.6 (max.)/31.2 <sup>1</sup>	45.1 (max.)/29.0 (fastback), 45.1 (max.)/29.2 (convertible)	44.3 (max.)/38.3	44.3 (max.)/38.3	44.2/38.1 <sup>1</sup>
<b>Hip room (in.) (F/R)</b>	50.6/49.2 <sup>1</sup>	54.9/47.4 (fastback), 54.9/43.7 (convertible)	55.0/54.4	55.0/54.4	56.3/55.8 <sup>1</sup>
<b>Shoulder room (in.) (F/R)</b>	52.7/49.0 <sup>1</sup>	56.3/52.2 (fastback), 56.3/44.7 (convertible)	57.8/56.9	57.8/56.9	57.9/56.9 <sup>1</sup>
<b>Passenger volume (cu. ft.)</b>	85.1 <sup>1</sup>	82.8 (fastback), 79.2 (convertible)	102.8	102.8	102.2 <sup>1</sup>
<b>Cargo volume (cu. ft.)</b>	12.8 (sedan), <sup>1</sup> 14.9 (hatchback), <sup>3</sup> 10.1 (ST) <sup>1,3</sup>	13.5 (fastback), 11.4 (convertible)	16.0	12.0 (Fusion Hybrid), 8.2 (Fusion Energi)	20.1 <sup>1</sup>
<b>Fuel tank capacity (gal.)</b>	12.4 <sup>1</sup>	15.5 (I-4), 16.0 (V8)	16.5 (FWD), 18.0 (AWD)	14.0	19.0 <sup>1</sup>
<b>Base curb weight (lbs.)</b>	2,571 (sedan), 2,536 (hatchback), 2,720 (ST)	I-4 fastback: 3,542 (manual)/3,544 (auto), I-4 convertible: 3,676 (manual)/3,702 (auto), V8 fastback: 3,743 (manual)/3,765 (auto), V8 convertible: 3,934 (manual)/3,950 (auto)	3,472 (2.5L iVCT I-4 FWD)	3,668 (Fusion Hybrid), 3,994 (Fusion Energi)	3,917 (3.5L V6 FWD)



<sup>1</sup>Based on 2018 model year ratings. <sup>2</sup>Horsepower and torque ratings achieved with 93-octane fuel. <sup>3</sup>Behind 2nd row. <sup>4</sup>2018 model year.

# 2019 FIESTA SEDAN & HATCHBACK

Subcompact Car Class<sup>1</sup>

Models: S, SE (Sedan); SE, ST (Hatchback)



Fiesta SE Sedan. Hot Pepper Red Metallic Tinted Clearcoat. Available equipment.



Fun to drive and nimble-handling, Ford Fiesta gets the new ST-Line series popular in Europe for 2019. ST-Line is available with either manual or automatic transmission and includes body-color rocker molding and blacked-out roof, plus large rear spoiler and mirrors, along with iconic Ford honeycomb grille and rear fascia insert. Dual chrome exhaust tips, 16-inch black alloy wheels and ST-Line side badging round out the exterior features. Inside, 2019 Fiesta ST-Line gets sport cloth seating with red stitching and ST-Line embroidered logo. Metallic inserts in the pedals and shifter with leather-trimmed steering wheel featuring red stitching deliver a sporty look and feel. Series logo scuff plate and cloth mats with red stitching are standard.

*New color: Oxford White*

## STANDARD FEATURES

Air conditioning  
 Audio – AM/FM stereo/single-CD player with MP3 capability and 6 speakers  
 Audio – Auxiliary input jack  
 Cupholders (5 front, 1 in 2nd row)  
 Easy Fuel<sup>®</sup> capless fuel filler  
 Electric power-assisted steering  
 Engine – 1.6L TI-VCT I-4  
 Engine – 1.6L EcoBoost<sup>®</sup> I-4 (ST)  
 Front carpeted floor mats  
 Front-wheel drive (FWD)  
 Hill start assist  
 Power door locks – Auto-locking

Quad-beam halogen headlamps  
 Rear-window defroster  
 Remote Keyless Entry System  
 Seat – 6-way manual driver's  
 Seat – 60/40 split-fold rear with adjustable head restraints  
 Solar-tinted glass  
 SYNC<sup>®</sup>  
 Tilt/telescoping steering column  
 Transmission – 5-speed manual  
 Transmission – 6-speed manual (ST)  
 Wipers – Intermittent

## STANDARD SAFETY & SECURITY

AdvanceTrac<sup>®</sup> electronic stability control  
 Airbags – Driver's knee, front-seat side, and side-curtain  
 Belt-Minder<sup>®</sup> front safety belt reminder  
 Brakes – Front disc/rear drum with Anti-Lock Brake System (ABS)  
 Child-safety rear door locks  
 Height-adjustable retractable safety belts

LATCH – Lower Anchors and Tether Anchors for Children  
 Perimeter alarm  
 Personal Safety System<sup>™</sup> for driver and front passenger with dual-stage front airbags  
 SecuriLock<sup>®</sup> Passive Anti-Theft System  
 Tire Pressure Monitoring System (TPMS; excludes spare)

## AVAILABLE FEATURES

Engine block heater  
 Keyless entry keypad  
 Power moonroof  
 SYNC 3 with 6.5-inch color LCD capacitive touchscreen with AppLink<sup>®</sup> 911 Assist<sup>®</sup> and 2 smart-charging USB ports

Transmission – PowerShift 6-speed automatic  
 Voice-activated Navigation System

## AVAILABLE PACKAGES

Cold Weather Package  
 SE Appearance Package  
 ST RECARO<sup>®</sup> Package

## DIMENSIONS & CAPACITIES

EXTERIOR (in.)	Sedan	Hatchback
Length	173.5	159.7 (160.1 ST)
Wheelbase	98.0	98.0
Width (excluding mirrors)	67.8	67.8
Height	58.1	58.1 (57.2 ST)
INTERIOR (in.)		
<b>Front</b>		
Head room	39.1	39.1
Leg room (max.)	43.6	43.6
Hip room	50.6	50.6
Shoulder room	52.7	52.7
<b>Rear</b>		
Head room	37.1	37.2
Leg room	31.2	31.2
Hip room	49.2	49.2
Shoulder room	49.0	49.0
CAPACITIES (cu. ft.)		
Passenger volume	85.1	85.1
Cargo volume	12.8	—
Cargo volume behind 2nd row	—	14.9 (10.1 ST)
Total interior volume	97.9	100.0 (95.2 ST)
Fuel (gal.)	12.4	12.4
Seating	5	5

## ENGINES<sup>2</sup>

	1.6L TI-VCT I-4	1.6L EcoBoost I-4
Horsepower (hp @ rpm)	120 @ 6,350	197 @ 6,000 <sup>4</sup>
Torque (lb.-ft. @ rpm)	112 @ 5,000	202 @ 4,200 <sup>4</sup>

## EPA-ESTIMATED RATINGS<sup>2,4</sup>


	1.6L TI-VCT I-4	1.6L EcoBoost I-4
5-speed manual transmission	27 city/35 hwy/ 30 combined mpg	—
PowerShift 6-speed automatic transmission	27 city/37 hwy/ 31 combined mpg	—
6-speed manual transmission (ST)	—	26 city/33 hwy/ 29 combined mpg

## EXTERIOR COLORS<sup>5</sup>



\*Metallic.

## INTERIOR COLORS<sup>5</sup>



<sup>1</sup>Based on Ford segmentation. <sup>2</sup>Based on 2018 model year ratings. <sup>3</sup>Horsepower and torque ratings achieved with 93-octane fuel. <sup>4</sup>Actual mileage will vary. <sup>5</sup>Available on select series. <sup>6</sup>Additional charge. <sup>7</sup>ST only. <sup>8</sup>New for 2019

# 2019 MUSTANG FASTBACK & CONVERTIBLE

High-Power Sports Car Class<sup>1</sup>  
Models: EcoBoost<sup>®</sup>, EcoBoost Premium, GT, GT Premium (Fastback);  
EcoBoost, EcoBoost Premium, GT Premium (Convertible), Bullitt



Mustang EcoBoost Premium Fastback. Race Red. Available equipment.



The world's best-selling sports coupe gets new technology and special editions for 2019. The iconic Mustang Bullitt returns with an exclusive 480-horsepower 5.0-liter V8 engine, plus distinctive design and trim. Classic California Special returns with Shelby-inspired design and trim enhancements, along with distinctive five-spoke painted machined rims. Three new vintage-inspired stripes further enhance pony personalization. Rev-matching shifting comes to 6-speed Mustang GT, while EcoBoost<sup>®</sup> gets an optional quad-tip fully active exhaust. All-new custom-tuned 1,000-watt B&O PLAY by HARMAN high-performance sound system and available Apple CarPlay<sup>™</sup> compatibility for Ford+Alexa and Waze via SYNC<sup>®</sup> 3 will satisfy audiophiles. FordPass<sup>™</sup> Connect in-vehicle Wi-Fi replaces SYNC<sup>®</sup> Connect. It is now standard on Mustang EcoBoost and GT Premium editions.

New colors: Velocity Blue, Need for Green, Dark Highland Green (Bullitt only)

## STANDARD FEATURES

12V powerpoints (2)  
Air conditioning  
Ambient lighting with MyColor<sup>®</sup> (Premium)  
Audio – AM/FM stereo with 6-speakers  
Audio – SiriusXM<sup>®</sup> Radio with 6-month trial subscription (Premium)  
Cruise control  
Engine – 2.3L EcoBoost I-4 (EcoBoost)  
Engine – 5.0L Ti-VCT V8 (GT)  
Front and rear stabilizer bars  
Intelligent Access with push-button start  
LED headlamps with LED signature lighting  
Limited-slip rear differential  
Mirrors – Power sideview with integrated blind spot mirrors

Power windows and door locks  
Rear sequential light-emitting diode (LED) turn signal lamps  
Rear-wheel drive (RWD)  
Remote Keyless Entry System  
Selectable-effort electronic power-assisted steering  
SYNC<sup>®</sup> with 4.2-inch color LCD screen in center stack  
SYNC 3 with 8-inch color LCD capacitive touchscreen with AppLink<sup>®</sup>, 911 Assist<sup>®</sup> and 2 smart-charging USB ports (Premium)  
Tilt/telescoping steering column  
Transmission – 6-speed manual  
Transmission – 6-speed manual with Rev Matching (GT, GT Premium)

## STANDARD SAFETY & SECURITY

AdvanceTrac<sup>®</sup> electronic stability control  
Airbags – Driver's knee, glove-box-door-integrated knee, front-seat side, and side-curtain airbags (fastback)  
Brakes – 4-wheel disc with Anti-Lock Brake System (ABS)  
Illuminated Entry System  
Individual Tire Pressure Monitoring System (TPMS; excludes spare)

LATCH – Lower Anchors and Tether Anchors for Children in rear outboard seating positions  
MyKey<sup>®</sup>  
Perimeter alarm  
Personal Safety System<sup>™</sup> for driver and front passenger with dual-stage front airbags  
Rear view camera  
SecuriLock<sup>®</sup> Passive Anti-Theft System  
SOS Post-Crash Alert System<sup>™</sup>

## AVAILABLE FEATURES

12" LCD instrument cluster with MyColor  
Active valve performance exhaust  
Adaptive cruise control, forward collision warning, and Pre-Collision Assist with Pedestrian Detection  
Audio – B&O<sup>™</sup> Premium Audio System  
Engine block heater  
MagneRide<sup>™</sup> Damping System

Reverse Sensing System  
Selectable drive modes with 4-gang toggle switch pack  
Transmission – 10-speed SelectShift<sup>®</sup> automatic with paddle shifters, and Remote Start System  
Voice-activated Navigation System with SiriusXM Traffic and Travel Link<sup>®</sup> with 5-year subscription

## AVAILABLE PACKAGES

Black Accent Package	Enhanced Security Package	"Over-the-Top" Racing Stripes
California Special Package	Ford Safe and Smart <sup>™</sup> Package	Pony Package
Carbon Sport Interior Package	GT Performance Package	Premium Plus Package
EcoBoost Performance Package	GT Performance Package Level II	Wheel & Stripe Package

## DIMENSIONS & CAPACITIES

EXTERIOR (in.)	Fastback	Convertible
Length	188.5	188.5
Wheelbase	107.1	107.1
Width (excluding mirrors)	75.4	75.4
Height	54.3	54.9
<b>INTERIOR (in.)</b>		
<b>Front</b>		
Head room	37.6	37.6
Leg room (max.)	45.1	45.1
Hip room	54.9	54.9
Shoulder room	56.3	56.3
<b>Rear</b>		
Head room	34.8	35.7
Leg room	29.0	29.2
Hip room	47.4	43.7
Shoulder room	52.2	44.7
<b>CAPACITIES (cu. ft.)</b>		
Passenger volume	82.8	79.2
Cargo volume	13.5	11.4
Total interior volume	96.3	90.6
Fuel (gal.)	15.5 (I-4), 16.0 (V8)	15.5 (I-4), 16.0 (V8)
Seating	4	4

## ENGINES<sup>2</sup>

	2.3L EcoBoost I-4	5.0L Ti-VCT V8
Horsepower (hp @ rpm)	310 @ 5,500 <sup>4</sup>	460 @ 7,000 <sup>4</sup>
Torque (lb.-ft. @ rpm)	350 @ 3,000 <sup>4</sup>	420 @ 4,600 <sup>4</sup>

## EPA-ESTIMATED RATINGS<sup>2,4</sup>


	2.3L EcoBoost I-4	5.0L Ti-VCT V8
6-speed manual transmission	21 city/31 hwy/25 combined mpg (fastback), 20 city/28 hwy/23 combined mpg (convertible), 20 city/28 hwy/23 combined mpg (Performance Package)	15 city/25 hwy/18 combined mpg (fastback), 15 city/25 hwy/18 combined mpg (convertible), 15 city/25 hwy/18 combined mpg (Performance Package)
10-speed SelectShift automatic transmission	21 city/32 hwy/25 combined mpg (fastback), 20 city/29 hwy/23 combined mpg (convertible), 20 city/29 hwy/23 combined mpg (Performance Package)	16 city/25 hwy/19 combined mpg (fastback), 15 city/24 hwy/18 combined mpg (convertible), 16 city/25 hwy/19 combined mpg (Performance Package)

## EXTERIOR COLORS<sup>5</sup>



\*Metallic.

## INTERIOR COLORS<sup>5</sup>



<sup>1</sup>Based on Ford segmentation. <sup>2</sup>Based on 2018 model year ratings. <sup>3</sup>Horsepower and torque ratings achieved with 93-octane fuel. <sup>4</sup>Actual mileage will vary. <sup>5</sup>Available on select series. <sup>6</sup>Additional charge. <sup>7</sup>New for 2019.

# NEW 2019 FUSION

Midsized Sedan Class<sup>1</sup>  
Models: S, SE, SEL, Titanium, V6 Sport



Fusion Titanium. White Platinum Metallic. Available equipment.



With a refined new front and rear design and the most advanced suite of standard driver-assist technologies from any full-line brand, the 2019 Ford Fusion is the smartest, most attractive choice in the segment. Powerful and efficient 1.5-liter EcoBoost® engine is now standard on Fusion SE and SEL. With standard all-wheel drive, Ford Fusion V6 Sport remains the most powerful car in its class with 380 lb.-ft. of torque and 325 horsepower. For 2019, the car gets a new rear fascia design. As the first car to debut standard Ford Co-Pilot360™, Fusion now has Pre-Collision Assist with Automatic Emergency Braking, Blind Spot Information System with cross-traffic alert, Lane-Keeping System, rearview camera and auto high-beam headlamps. Additional driver-assist features available include Adaptive Cruise Control with Stop & Go, voice-activated touch screen navigation and new app integration with Ford+ Alexa and Waze compatibility through SYNC® 3. FordPass™ Connect in-vehicle Wi-Fi replaces SYNC® Connect, and is now standard on Fusion SE and above models. Four new wheel options are available as well.

*New colors: Agate Black, Velocity Blue, Rich Copper Metallic Tinted Clearcoat*

## STANDARD FEATURES

12V powerpoints (2)
All-wheel drive (AWD) (V6 Sport)
Audio – AM/FM stereo with MP3 capability
Auto high beams
BLIS® (Blind Spot Information System) with cross-traffic alert
Dual-zone electronic automatic temperature control (SE, SEL, Titanium, V6 Sport)
Easy Fuel® capless fuel filler
Electric parking brake
Electric power-assisted steering
Engine – 2.5L IVCT I-4 (S)
Engine – 1.5L EcoBoost® I-4 with Auto Start-Stop Technology (SE, SEL)
Engine – 2.0L EcoBoost I-4 (Titanium)
Engine – 2.7L EcoBoost V6 (V6 Sport)
Enhanced active park assist (V6 Sport)
Front-wheel drive (FWD)

Lane-Keeping System
Mirrors – Power sideview
Power door locks
Power windows with global open/close and one-touch-up/-down
Pre-Collision Assist with Pedestrian Detection and Automatic Emergency Braking (AEB)
Push-button start
Rotary gear shift dial
Seat – 60/40 split-fold rear
Spare – Space-saver
SYNC® with 4.2-inch color LCD screen (S)
SYNC 3 with 8-inch color LCD capacitive touchscreen with AppLink® 911 Assist® and 2 smart-charging USB ports (SE, SEL, Titanium, V6 Sport)
Wipers – Rain-sensing

## STANDARD SAFETY & SECURITY

AdvanceTrac® electronic stability control
Airbags – Driver and front-passenger knee, front-seat side and side-curtain
Brakes – 4-wheel disc with Anti-Lock Brake System (ABS)
Individual Tire Pressure Monitoring System (TPMS; excludes spare)
Integrated keyhead transmitter remotes (2)
LATCH – Lower Anchors and Tether Anchors for Children

MyKey®
Perimeter alarm
Personal Safety System™ for driver and front passenger with dual-stage front airbags
Rear view camera
Remote Keyless Entry System
SecuriLock® Passive Anti-Theft System
SOS Post-Crash Alert System™

## AVAILABLE FEATURES

Adaptive cruise control with stop-and-go
All-wheel drive (AWD)
Engine – 2.0L EcoBoost I-4 (SE, SEL)
Heated steering wheel
Power moonroof

Rear outboard inflatable safety belts
Reverse Sensing System
Universal garage door opener
Voice-activated Navigation System with SiriusXM® Traffic and Travel Link® with 5-year subscription

## AVAILABLE PACKAGES

Appearance Package
Ford Co-Pilot 360 Assist

SE All-Wheel Drive Package (91B)
SEL All-Wheel Drive Package (91C)

## DIMENSIONS & CAPACITIES

EXTERIOR (in.)	
Length	191.8
Wheelbase	112.2
Width (mirrors folded)	75.2
Height	58.2
INTERIOR (in.)	
Front	
Head room	39.2
Leg room (max.)	44.3
Hip room	55.0
Shoulder room	57.8

INTERIOR (in.)	
Rear	
Head room	37.8
Leg room	38.3
Hip room	54.4
Shoulder room	56.9
CAPACITIES (cu. ft.)	
Passenger volume	102.8
Cargo volume	16.0
Total interior volume	118.8
Fuel (gal.) – FWD/AWD	16.5/18.0
Seating	5

## ENGINES<sup>2</sup>

	2.5L IVCT I-4	1.5L EcoBoost I-4	2.0L EcoBoost I-4	2.7L EcoBoost V6
Horsepower (hp @ rpm)	175 @ 6,000	181 @ 6,000	245 @ 5,500 <sup>4</sup>	325 @ 5,500 <sup>4</sup>
Torque (lb.-ft. @ rpm)	175 @ 4,500	185 @ 4,320	275 @ 3,000 <sup>4</sup>	380 @ 3,000 <sup>4</sup>

## EPA-ESTIMATED RATINGS<sup>2,4</sup>


	2.5L IVCT I-4	1.5L EcoBoost I-4	2.0L EcoBoost I-4	2.7L EcoBoost V6
6-speed automatic transmission (FWD)	21 city/32 hwy/25 combined mpg			–
6-speed SelectShift automatic transmission (AWD)	–	24 city/36 hwy/28 combined mpg	21 city/31 hwy/25 combined mpg	17 city/26 hwy/20 combined mpg
6-speed SelectShift automatic transmission with Auto Start-Stop Technology	–	23 city/34 hwy/27 combined mpg	20 city/29 hwy/23 combined mpg	–

## EXTERIOR COLORS<sup>5</sup>



\*Metallic.

## INTERIOR COLORS<sup>5</sup>



<sup>1</sup>Based on Ford segmentation. <sup>2</sup>Based on 2018 model year ratings. <sup>3</sup>Horsepower and torque ratings achieved with 93-octane fuel. <sup>4</sup>Actual mileage will vary. <sup>5</sup>Available on select series.

# NEW 2019 FUSION HYBRID

Midsized Hybrid Sedan Class<sup>1</sup>  
Models: SE, SEL, Titanium



Fusion Hybrid Titanium. Rich Copper Metallic Tinted Clearcoat. Available equipment.



With a fresh and refined new design front and rear, the 2019 Ford Fusion Hybrid gains updated energy storage systems for faster charging and increased distance. Standard Ford Co-Pilot360™ includes Pre-Collision Assist with Automatic Emergency Braking, Blind Spot Information System with cross-traffic alert, Lane-Keeping System, rearview camera and auto high-beam headlamps. Also standard Ford Co-Pilot360 Assist™ adds Adaptive Cruise Control with Stop & Go and voice-activated navigation with SiriusXM Traffic and Travel Link®. Additional standard driver-assist features include app integration with Ford+Alexa and Waze compatibility through SYNC® 3. FordPass™ Connect replaces SYNC® Connect. It is now standard on the SE and above models. New 18-inch gloss Ebony Black wheels are available.

*New colors: Agate Black, Rich Copper Metallic Tinted Clearcoat, Velocity Blue*

## STANDARD FEATURES

12V powerpoints (2)  
Adaptive cruise control with stop-and-go  
Audio – AM/FM stereo with MP3 capability and 9 speakers  
BLIS® (Blind Spot Information System) with cross-traffic alert  
Brakes – Regenerative Braking System  
Dual-zone electronic automatic temperature control  
Easy Fuel® capless fuel filler  
Engine – 2.0L iVCT Atkinson-cycle I-4 HEV with permanent-magnet AC-synchronous electric motor  
Front-wheel drive (FWD)  
Lithium-ion battery  
Mirrors – Power sideview

Pedestrian Alert Sounder  
Pre-Collision Assist with Pedestrian Detection and Automatic Emergency Braking  
Push-button start  
Reverse Sensing System  
Rotary gear shift dial  
SmartGauge® with EcoGuide  
SYNC® 3 with 8-inch color LCD capacitive touchscreen with Applink® 911 Assist® and 2 smart-charging USB ports  
Transmission – Electronically controlled continuously variable (eCVT)  
Voice-activated Navigation System with SiriusXM® Traffic and Travel Link® with 5-year subscription

## STANDARD SAFETY & SECURITY

AdvanceTrac® electronic stability control  
Airbags – Driver and front-passenger knee, front-seat side and side-curtain  
Brakes – 4-wheel disc with Anti-Lock Brake System (ABS)  
Individual Tire Pressure Monitoring System (TPMS; excludes spare)  
Integrated keyhead transmitter remotes (2)  
LATCH – Lower Anchors and Tether Anchors for Children

MyKey®  
Perimeter alarm  
Personal Safety System™ for driver and front passenger with dual-stage front airbags  
Rear view camera  
Remote Keyless Entry System  
SecuriLock® Passive Anti-Theft System  
SOS Post-Crash Alert System™

## AVAILABLE FEATURES

Heated steering wheel  
Intelligent Access with remote start  
Power moonroof  
Rear outboard inflatable safety belts  
Universal garage door opener

## DIMENSIONS & CAPACITIES

EXTERIOR (in.)		INTERIOR (in.)	
Length	191.8	<b>Rear</b>	
Wheelbase	112.2	Head room	37.8
Width (mirrors folded)	75.2	Leg room	38.3
Height	58.0	Hip room	54.4
		Shoulder room	56.9
INTERIOR (in.)		CAPACITIES (cu. ft.)	
<b>Front</b>		Passenger volume	102.8
Head room	39.2	Cargo volume	12.0
Leg room (max.)	44.3	Total interior volume	114.8
Hip room	55.0	Fuel (gal.)	14.0
Shoulder room	57.8	Seating	5

## ENGINE<sup>2</sup>

<b>Combined System Horsepower</b>	188
<b>2.0L iVCT Atkinson-cycle I-4 HEV</b>	
Horsepower (hp @ rpm)	141 @ 6,000
Torque (lb.-ft. @ rpm)	129 @ 4,000

## EPA-ESTIMATED RATINGS<sup>2,3</sup>


2.0L iVCT Atkinson-cycle I-4 HEV	44 city/41 hwy/42 combined mpg
----------------------------------	--------------------------------

## EXTERIOR COLORS<sup>4</sup>



\*Metallic.

## INTERIOR COLORS<sup>4</sup>



<sup>1</sup>Based on Ford segmentation. <sup>2</sup>Based on 2018 model year ratings. <sup>3</sup>Actual mileage will vary. <sup>4</sup>Available on select series. <sup>5</sup>Additional charge. <sup>6</sup>New for 2019.

# NEW 2019 FUSION ENERGI

Midsized Plug-in Hybrid Sedan Class<sup>1</sup>  
Model: Titanium



Fusion Energi Titanium. Agate Black. Available equipment.



Recharge your passion for driving in a Ford Fusion Energi for 2019. With upgraded 9.0-kilowatt-hour air-cooled lithium battery pack, Fusion Energi returns an EPA-estimated electric-only range of up to 25 miles (actual mileage will vary) – a near 20 percent gain over the previous model. Fusion Energi benefits from the launch of Ford Co-Pilot360™ that includes standard Pre-Collision Assist with Automatic Emergency Braking, Blind Spot Information System with cross-traffic alert, Lane-Keeping System, rearview camera and auto high-beam headlamps. Adaptive Cruise Control with Stop & Go and voice-activated navigation with SiriusXM Traffic and Travel Link® are standard for Fusion Energi Titanium and available for other models. Additional driver-assist features available include new app integration with Ford+Alexa and Waze compatibility through SYNC® 3.

*New colors: Agate Black, Rich Copper Metallic Tinted Clearcoat, Velocity Blue*

## STANDARD FEATURES

12V powerpoints (2)

110V power outlet

Adaptive cruise control with stop-and-go

Audio – AM/FM stereo/single-CD player with MP3 capability and 12 speakers

Audio – SiriusXM® Radio with 6-month trial subscription

BLIS® (Blind Spot Information System) with cross-traffic alert

Brakes – Regenerative Braking System

Dual-zone electronic automatic temperature control

Easy Fuel® capless fuel filler

Engine – 2.0L iVCT Atkinson-cycle I-4 PHEV with permanent-magnet AC-synchronous electric motor

External charge port with LED-illuminated state-of-charge indicator

Front-wheel drive (FWD)

Heated steering wheel

Intelligent Access with push-button start

Lithium-ion battery

Mirrors – Body-color, power, heated sideview with memory, security approach lamps, auto-dimming driver's side, and integrated turn signal indicators

MyFord® Mobile

Pedestrian Alert Sounder

Pre-Collision Assist with Pedestrian Detection and Automatic Emergency Braking

Rear outboard inflatable safety belts

Remote Start System

Reverse Sensing System

Rotary gear shift dial

Seats – Heated and cooled front

Seats – Leather-trimmed with 10-way power

SmartGauge® with EcoGuide

SYNC® 3 with 8-inch color LCD capacitive touchscreen with AppLink®, 911 Assist® and 2 smart-charging USB ports

Transmission – Electronically controlled continuously variable (eCVT)

Universal garage door opener

Voice-activated Navigation System with SiriusXM Traffic and Travel Link® with 5-year subscription

## STANDARD SAFETY & SECURITY

AdvanceTrac® electronic stability control

Airbags – Driver and front-passenger knee, front-seat side and side-curtain

Brakes – 4-wheel disc with Anti-Lock Brake System (ABS)

Individual Tire Pressure Monitoring System (TPMS; excludes spare)

Integrated keyhead transmitter remotes (2)

LATCH – Lower Anchors and Tether Anchors for Children

MyKey®

Perimeter alarm

Personal Safety System™ for driver and front passenger with dual-stage front airbags

Rear view camera

Remote Keyless Entry System

SecuriLock® Passive Anti-Theft System

SOS Post-Crash Alert System™

## AVAILABLE FEATURES

Power moonroof

## DIMENSIONS & CAPACITIES

**EXTERIOR** (in.)

Length	191.8
Wheelbase	112.2
Width (mirrors folded)	75.2
Height	58.0

**INTERIOR** (in.)

<b>Front</b>	
Head room	39.2
Leg room (max.)	44.3
Hip room	55.0
Shoulder room	57.8

**INTERIOR** (in.)

<b>Rear</b>	
Head room	37.8
Leg room	38.3
Hip room	54.4
Shoulder room	56.9

**CAPACITIES** (cu. ft.)

Passenger volume	102.8
Cargo volume	8.2
Total interior volume	111.0
Fuel (gal.)	14.0
Seating	5

## ENGINE<sup>2</sup>

**Combined System Horsepower**

188 (charge sustain mode), 195 (charge depletion mode)

**2.0L iVCT Atkinson-cycle I-4 PHEV**

Horsepower (hp @ rpm)

141 @ 6,000

Torque (lb.-ft. @ rpm)

129 @ 4,000

## EPA-ESTIMATED RATINGS<sup>2,3,4</sup>

**2.0L iVCT Atkinson-cycle I-4 PHEV**

Gas

43 city/41 hwy/42 combined mpg

Hybrid

104 city/91 hwy/97 combined MPGe

EPA-estimated. All-electric driving range is 21 miles. Gas-plus-electric driving range is 610 miles; 14.0-gallon tank.

## EXTERIOR COLORS<sup>5</sup>



\*Metallic.

## INTERIOR COLORS<sup>5</sup>



<sup>1</sup>Based on Ford segmentation. <sup>2</sup>Based on 2018 model year ratings. <sup>3</sup>Actual mileage will vary. <sup>4</sup>MPGe is the EPA equivalent measure of gasoline fuel efficiency for electric mode operation. Range calculation based on www.fueleconomy.gov. Actual range varies with conditions such as external elements, driving behaviors, vehicle maintenance and lithium-ion battery age. <sup>5</sup>Available on select series. <sup>6</sup>Additional charge. <sup>7</sup>New for 2019.

# 2019 TAURUS

Full-Size Sedan Class<sup>1</sup>  
Models: SE, SEL, Limited, SHO



Taurus SHO. White Platinum Metallic. Available equipment.



Comfort and sophistication meet the road in the full-size Ford Taurus sedan for 2019. All model features carry over, with Blind Spot Information System now standard for Taurus Limited.

*New color: Agate Black*

## STANDARD FEATURES

12V powerpoints (3)	Power windows and door locks
Audio – AM/FM stereo/single-CD player	Remote Start System (SEL, Limited, SHO)
Audio – SiriusXM® Radio with 6-month trial subscription (SEL, Limited, SHO)	Reverse Sensing System (SEL, Limited, SHO)
Easy Fuel® capless fuel filler	Seat – 6-way power driver's with manual lumbar
Electronic power-assisted steering	Seat – 60/40 split-fold rear
Engine – 3.5L Ti-VCT V6	SYNC® with 4.2-inch color LCD screens in instrument cluster and center stack
Engine – 3.5L EcoBoost® V6 (SHO)	Tilt/telescoping steering column
Front-wheel drive (FWD)	Torque Vectoring Control
Mirrors – Power sideview with integrated blind spot mirrors	Transmission – 6-speed SelectShift® automatic

## STANDARD SAFETY & SECURITY

AdvanceTrac® electronic stability control with Curve Control	MyKey®
Airbags – Front-seat side, and Safety Canopy® System with side-curtain airbags and rollover sensor	Personal Safety System™ for driver and front passenger with dual-stage front airbags
Brakes – 4-wheel disc with Anti-Lock Brake System (ABS)	Rear view camera
Child-safety rear door locks	SecuriCode™ invisible keypad
Illuminated entry	SecuriLock® Passive Anti-Theft System
Integrated keyhead transmitter remotes (2)	SOS Post-Crash Alert System™
LATCH – Lower Anchors and Tether Anchors for Children	SPACE (Side Protection And Cabin Enhancement) Architecture
	Tire Pressure Monitoring System (TPMS; excludes spare)

## AVAILABLE FEATURES

Active park assist	Power-adjustable pedals
Adaptive cruise control & forward collision warning with brake support	Seats – Leather-trimmed; heated and cooled front
All-wheel drive (AWD)	SYNC 3 with 8-inch color LCD capacitive touchscreen with AppLink®, 911 Assist® and 2 smart-charging USB ports
BLIS® (Blind Spot Information System) with cross-traffic alert	Voice-activated Navigation System with SiriusXM Traffic and Travel Link® with 5-year subscription
Engine block heater	
Heated steering wheel	
Intelligent Access with push-button start	
Lane-Keeping System	

## AVAILABLE PACKAGES

Driver Assist Package
SHO Performance Package

## DIMENSIONS & CAPACITIES<sup>2</sup>

EXTERIOR (in.)		INTERIOR (in.)	
Length	202.9	<b>Rear</b>	
Wheelbase	112.9	Head room	37.8
Width (mirrors folded)	77.3	Leg room	38.1
Height	60.7	Hip room	55.8
		Shoulder room	56.9
INTERIOR (in.)		CAPACITIES (cu. ft.)	
<b>Front</b>		Passenger volume	102.2
Head room	39.0	Cargo volume	20.1
Leg room (max.)	44.2	Total interior volume	122.3
Hip room	56.3	Fuel (gal.)	19.0
Shoulder room	57.9	Seating	5

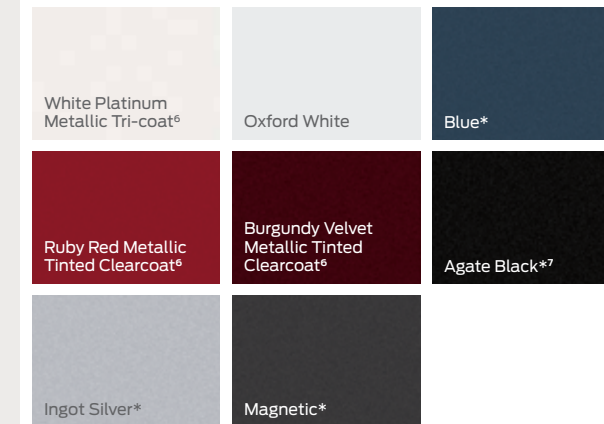
## ENGINES<sup>2</sup>

	3.5L Ti-VCT V6	3.5L EcoBoost V6
Horsepower (hp @ rpm)	288 @ 6,500	365 @ 5,500 <sup>4</sup>
Torque (lb.-ft. @ rpm)	254 @ 4,000	350 @ 1,500–5,000 <sup>4</sup>

## EPA-ESTIMATED RATINGS<sup>2,4</sup>

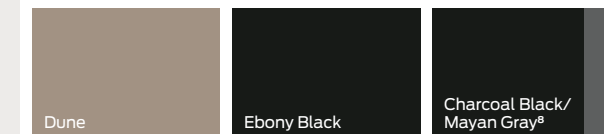
	3.5L Ti-VCT V6	3.5L EcoBoost V6
FWD	18 city/27 hwy/21 combined mpg	—
AWD	17 city/24 hwy/19 combined mpg	16 city/24 hwy/19 combined mpg

## EXTERIOR COLORS<sup>5</sup>



\*Metallic.

## INTERIOR COLORS<sup>5</sup>



<sup>1</sup>Based on Ford segmentation. <sup>2</sup>Based on 2018 model year ratings. <sup>3</sup>Horsepower and torque ratings achieved with 93-octane fuel. <sup>4</sup>Actual mileage will vary. <sup>5</sup>Available on select series. <sup>6</sup>Additional charge. <sup>7</sup>New for 2019. <sup>8</sup>SHO only.



# FORD UTILITIES

For more information:

Dan Jones  
djone602@ford.com  
313.845.1761 or 313.236.3230



	ECOSPORT <sup>3</sup>	ESCAPE	EDGE	EXPLORER <sup>3</sup>	FLEX	EXPEDITION <sup>3</sup>	EXPEDITION MAX <sup>3</sup>
<b>Models</b>	S, SE, SES, Titanium	S, SE, SEL, Titanium	SE, SEL, Titanium, ST	Explorer, XLT, Limited, Sport, Platinum	SE, SEL, Limited	XL, XLT, Limited, Platinum	XLT, Limited, Platinum
<b>Standard engine</b> <b>Horsepower</b> (hp @ rpm) <sup>1</sup> <b>Torque</b> (lb.-ft. @ rpm) <sup>1</sup>	1.0L EcoBoost® I-3 123 @ 6,000 125 @ 3,500	2.5L I-4 168 @ 6,000 170 @ 4,500	2.0L EcoBoost I-4 250 @ 5,500 <sup>4</sup> 280 @ 3,000 <sup>4</sup>	3.5L Ti-VCT V6 290 @ 6,500 255 @ 4,000	3.5L Ti-VCT V6 287 @ 6,500 254 @ 4,000	3.5L EcoBoost V6 375 @ 5,000 470 @ 3,500	3.5L EcoBoost V6 375 @ 5,000 470 @ 3,500
<b>Available engines</b> <b>Horsepower</b> (hp @ rpm) <sup>1</sup> <b>Torque</b> (lb.-ft. @ rpm) <sup>1</sup>	2.0L I-4 166 @ 6,500 149 @ 4,500	1.5L EcoBoost I-4 179 @ 6,000 <sup>4</sup> 177 @ 2,500 <sup>4</sup>	2.0L EcoBoost I-4 245 @ 5,500 <sup>4</sup> 275 @ 3,000 <sup>4</sup>	2.3L EcoBoost I-4 280 @ 5,600 <sup>4</sup> 310 @ 3,000 <sup>4</sup>	3.5L EcoBoost V6 365 @ 5,500 <sup>4</sup> 350 @ 3,500 <sup>4</sup>	3.5L EcoBoost V6 365 @ 5,500 <sup>4</sup> 350 @ 3,500 <sup>4</sup>	3.5L EcoBoost V6 Platinum Series 400 @ 5,000 <sup>4</sup> 480 @ 3,500 <sup>4</sup>
<b>Transmission</b>	6-speed SelectShift® automatic	6-speed SelectShift® automatic	8-speed SelectShift automatic	6-speed SelectShift automatic (6-speed automatic available)	6-speed SelectShift automatic	10-speed SelectShift automatic	10-speed SelectShift automatic
<b>Drivetrain</b>	FWD/Intelligent 4WD	FWD/Intelligent 4WD	FWD/Intelligent AWD	FWD/Intelligent 4WD	FWD/AWD	RWD/4WD	RWD/4WD
<b>Braking system</b>	4-wheel disc with Anti-Lock Brake System (ABS)	4-wheel disc with Anti-Lock Brake System (ABS)	4-wheel disc with Anti-Lock Brake System (ABS)	4-wheel disc with Anti-Lock Brake System (ABS)	4-wheel disc with Anti-Lock Brake System (ABS)	4-wheel disc with Anti-Lock Brake System (ABS)	4-wheel disc with Anti-Lock Brake System (ABS)
<b>Airbags</b>	Dual-stage front, driver and front-passenger knee, front-/rear-seat side and Safety Canopy® System	Dual-stage front, driver's knee, front-seat side, and Safety Canopy System	Dual-stage front, driver and front-passenger knee, front-seat side, and Safety Canopy System	Dual-stage front, front-passenger knee, front-seat side, and 3-row Safety Canopy System	Dual-stage front, front-seat side, and 3-row Safety Canopy System	Dual-stage front, front-seat side, and 3-row Safety Canopy System	Dual-stage front, front-seat side, and 3-row Safety Canopy System
<b>Length</b> (in.)	161.3	178.1	188.8	198.7	201.8	210.0	221.9
<b>Wheelbase</b> (in.)	99.2	105.9	112.2	112.8	117.9	122.5	131.6
<b>Width</b> (including mirrors) (in.)	81.0	81.8	85.8	90.2	88.8	93.4	93.4
<b>Height</b> (in.)	64.8 (4x2), 65.1 (4x4)	66.3	68.3	70.0	68.0	76.6 (4x2), 76.4 (4x4)	76.4 (4x2), 76.2 (4x4)
<b>Seating capacity</b>	5	5	5	6, 7	6, 7	5, 7, 8	7, 8
<b>Track</b> (in.) (F/R)	59.8/59.7	61.5/61.6	64.8/64.7	67.0/67.0	65.4/65.4	67.6/67.2	67.6/67.2
<b>Head room</b> (in.) (F/R)	39.6/37.5	39.9/39.0	40.2/40.3	41.4/40.6 (37.8, 3rd row)	41.8/40.5 (38.7, 3rd row)	42.0 (max.)/40.0 (37.3, 3rd row)	42.0 (max.)/40.0 (37.4, 3rd row)
<b>Leg room</b> (in.) (F/R)	42.9 (max.)/36.7	43.1 (max.)/37.3	42.6 (max.)/40.6	42.9 (max.)/39.5 (33.3, 3rd row)	42.6 (max.)/44.3 (33.3, 3rd row)	43.9 (max.)/41.5 (36.1, 3rd row)	43.9 (max.)/41.5 (36.1, 3rd row)
<b>Hip room</b> (in.) (F/R)	51.6/50.9	54.5/52.4	55.9/57.5	57.3/56.8 (40.7, 3rd row)	55.5/55.0 (41.1, 3rd row)	62.2/62.6 (51.4, 3rd row)	62.2/62.6 (51.4, 3rd row)
<b>Shoulder room</b> (in.) (F/R)	53.3/51.3	55.9/55.2	60.3/60.5	61.5/61.0 (50.8, 3rd row)	58.4/58.1 (50.8, 3rd row)	64.9/64.8 (64.2, 3rd row)	64.9/64.8 (64.3, 3rd row)
<b>Passenger volume</b> (cu. ft.)	91.1	98.7	113.9	151.5	155.8	171.9	172.0
<b>Cargo volume</b> (cu. ft.) (behind 1st row/2nd row)	50.0/20.9	68.0/34.0	73.4/39.2	81.7/43.9 (21.0, <sup>5</sup> 3rd row)	83.2/43.2 (20.0, <sup>6</sup> 3rd row)	104.6/57.5 (19.3, 3rd row)	121.5/73.3 (34.3, 3rd row)
<b>Fuel tank capacity</b> (gal.)	13.6	15.7	18.4 (FWD), 18.5 (AWD)	18.6	18.6	23.3	28.3
<b>Base curb weight</b> (lbs.)	3,060 (1.0L EcoBoost FWD), 3,327 (2.0L 4WD)	3,542 (2.5L FWD), 3,576 (1.5L EcoBoost FWD), 3,668 (1.5L EcoBoost 4WD), 3,603 (2.0L EcoBoost FWD), 3,755 (2.0L EcoBoost 4WD)	3,928 (FWD), 4,081 (AWD)	4,443 (3.5L FWD), 4,629 (3.5L 4WD), 4,385 (2.3L EcoBoost FWD), 4,556 (2.3L EcoBoost 4WD), 4,901 (3.5L EcoBoost 4WD)	4,439 (3.5L FWD), 4,637 (3.5L AWD), 4,828 (3.5L EcoBoost AWD)	5,368 (4x2), 5,623 (4x4)	5,534 (4x2), 5,794 (4x4)
<b>Trailer towing</b> (max. lbs.) <sup>2</sup>	2,000	3,500	3,500	5,000	4,500	9,300	9,000

<sup>1</sup>Based on 2018 model year ratings. <sup>2</sup>When properly equipped. Restrictions apply. <sup>3</sup>2018 model year. <sup>4</sup>Horsepower and torque ratings achieved with 93-octane fuel. <sup>5</sup>Including rear seat well. <sup>6</sup>Includes 5.0-cu.-ft. rear cargo well.

# 2019 ECOSPORT

Mini Utilities Class<sup>1</sup>  
Models: S, SE, SES, Titanium



EcoSport Titanium. Blue Candy Metallic. Available equipment.



Ford's newest utility returns with the addition of the sporty SES Black Appearance Package. On EcoSport SES with Diamond White, Moondust Silver or Lightning Blue exterior paint, a black-painted roof and black hood decal are standard. With all other exterior colors, the roof and hood decal are body-color. Also on the SES model, the interior orange accent changes to Ano Gray. FordPass™ Connect replaces SYNC® Connect. EcoSport continues to offer available technology features subcompact utility buyers want. These include in-vehicle Wi-Fi, SYNC® 3 with Android Auto™ and Apple CarPlay™ compatibility, plus compatibility with Ford+Alexa and Waze navigation, multiple USB charge ports and an 8-inch floating touch screen. EcoSport's award-winning 1.0-liter EcoBoost® engine carries over. *Exterior color choices carry over as well.*

## STANDARD FEATURES

12V powerpoints (2)  
Audio – AM/FM stereo with MP3 capability (S, SE, SES)  
Audio – B&O PLAY™ Premium Audio System by HARMAN (Titanium)  
Audio – SiriusXM® Radio (SE, SES, Titanium)  
Easy Fuel® capless fuel filler  
Engine – 1.0L EcoBoost® I-3 (S, SE, Titanium)  
Engine – 2.0L I-4 (SES)  
Front-wheel drive (FWD) (S, SE, Titanium)  
Intelligent 4-wheel drive (4WD) (SES)  
Intelligent Access with push-button start (SE, SES, Titanium)  
Mirrors – Power sideview  
MyKey®

Power windows and door locks  
Remote Keyless Entry System with 2 integrated keyhead transmitter remotes (S)  
Seats – Front buckets  
Seat – Rear 60/40 split fold-flat bench  
6-speed SelectShift® automatic  
Steering wheel-mounted cruise control  
SYNC® with 4.2-inch color LCD screen in center stack and 2 smart-charging USB ports (S)  
SYNC 3 with LCD capacitive touchscreen with AppLink®, 911 Assist® and 2 smart-charging USB ports (SE, SES, Titanium)  
Tilt/telescoping steering column  
Transmission – 6-speed automatic  
Wipers – Intermittent front and rear

## STANDARD SAFETY & SECURITY

AdvanceTrac® with RSC® (Roll Stability Control™)  
Airbags – Driver and front-passenger knee, front-/rear-seat side and Safety Canopy® System with side-curtain airbags and rollover sensor  
Battery saver  
Brakes – 4-wheel disc with Anti-Lock Brake System (ABS)  
Child-safety rear door locks  
Head restraints and 3-point safety belts on all 5 seating positions

Illuminated Entry System  
LATCH – Lower Anchors and Tether Anchors for Children  
Personal Safety System™ for driver and front passenger with dual-stage front airbags  
Rear view camera  
SecuriLock® Passive Anti-Theft System (S)  
SOS Post-Crash Alert System™  
Tire Pressure Monitoring System (excludes spare)

## AVAILABLE FEATURES

Cargo mat  
Daytime running lamps  
Engine – 2.0L I-4  
Floor liners (front and rear)  
Fog lamps  
Keyless-entry keypad  
Intelligent 4-wheel drive (4WD)  
Power moonroof with shade

Remote Start System  
Reverse Sensing System  
Roof-rack side rails  
Roof-rail crossbars  
Voice-activated Navigation System

## AVAILABLE PACKAGES

Cargo Management Package  
Interior Protection Package

SE Convenience Package  
SES Black Appearance Package

## DIMENSIONS & CAPACITIES

EXTERIOR (in.)	
Length	161.3
Wheelbase	99.2
Width – Excluding mirrors	69.5
Including mirrors	81.0
Mirrors folded	71.9
Height (without options)	64.8 (4x2) 65.1 (4x4)
Liftover height (curb)	26.3 (4x2) 26.5 (4x4)
Cargo rear opening height	33.3
Cargo rear opening width at floor	39.1
INTERIOR (in.)	
<b>Front</b>	
Head room	39.6
Leg room (max.)	42.9
Hip room	51.6
Shoulder room	53.3

INTERIOR (in.)	
<b>Rear</b>	
Head room	37.5
Leg room	36.7
Hip room	50.9
Shoulder room	51.3
CAPACITIES (cu. ft.)	
Cargo volume – Behind front row	50.0
Behind rear row	20.9
Fuel (gal.)	13.6
Seating	5

## ENGINES

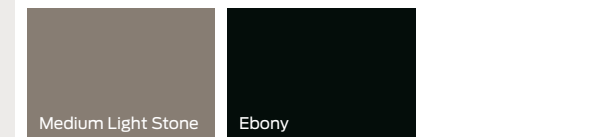
	1.0L EcoBoost I-3	2.0L I-4
Horsepower (hp @ rpm)	123 @ 6,000	166 @ 6,500
Torque (lb.-ft. @ rpm)	125 @ 3,500	149 @ 4,500

## EXTERIOR COLORS<sup>2</sup>



\*Metallic.

## INTERIOR COLORS<sup>2</sup>



<sup>1</sup>Based on Ford segmentation. <sup>2</sup>Available on select series. <sup>3</sup>Additional charge.

# 2019 ESCAPE

Small Utilities Class<sup>1</sup>  
Models: S, SE, SEL, Titanium



Escape Titanium. Shadow Black. Available equipment.



More of the features that make Ford Escape a top seller in the United States are packaged as standard equipment for 2019. SYNC<sup>®</sup> 3 and FordPass<sup>™</sup> Connect, formerly SYNC<sup>®</sup> Connect, are standard on Escape SE, while a unique seating material is standard on SEL. Intelligent Access with push-button start and remote start are standard on SE, as is one-touch up or down front and rear power windows. Options for Escape SE include black roof rack side rails. SE and SEL customers can choose from an assortment of updated packages, including a Roof Package and a Sport Appearance or Sport Appearance Plus Package. A Safe and Smart Plus Package is optional for SE, SEL and Titanium customers. Panoramic Vista Roof is available on SE and SEL models as part of a package, and is available as a standalone option for Titanium. Escape continues to offer popular features such as a hands-free power liftgate, three powertrain options, and a host of driver-assist technologies, including enhanced active park assist and reverse sensing. All other content carries over. *New colors: Agate Black, Baltic Sea Green, Sedona Orange*

## STANDARD FEATURES

4-wheel independent suspension	Mirrors – Power sideview with integrated blind spot mirrors
12V powerpoints (4 on S, SE; 3 on SEL; 2 on Titanium)	MyKey <sup>®</sup>
Audio – AM/FM stereo (S, SE, SEL)	Power windows and door locks
Audio – Audio System from Sony <sup>®</sup> with 10 speakers (Titanium)	Remote Start System (SE, SEL, Titanium)
Audio – SiriusXM <sup>®</sup> Radio with 6-month trial subscription (SE, SEL, Titanium)	Seats – Heated front (SE, SEL, Titanium)
Easy Fuel <sup>®</sup> capless fuel filler	Seats – Rear 60/40 split fold-flat bench
Engine – 2.5L I-4 (S)	Steering wheel-mounted cruise control
Engine – 1.5L EcoBoost <sup>®</sup> I-4 with Auto Start-Stop Technology (SE, SEL)	SYNC <sup>®</sup> with 4.2-inch color LCD screen in center stack and smart-charging USB port (S)
Engine – 2.0L EcoBoost I-4 with Auto Start-Stop Technology (Titanium)	SYNC 3 with 8-inch color LCD capacitive touchscreen with Applink <sup>®</sup> 911 Assist <sup>®</sup> and 2 smart-charging USB ports (SE, SEL, Titanium)
Front-wheel drive (FWD)	Tilt/telescoping steering column
Intelligent Access with push-button start (SE, SEL, Titanium)	Transmission – 6-speed SelectShift <sup>®</sup> automatic
	Wipers – Intermittent front; 2-speed rear

## STANDARD SAFETY & SECURITY

AdvanceTrac <sup>®</sup> with RSC <sup>®</sup> (Roll Stability Control <sup>™</sup> )	LATCH – Lower Anchors and Tether Anchors for Children
Airbags – Driver's knee, front-seat side, and Safety Canopy <sup>®</sup> System with side-curtain airbags and rollover sensor	Perimeter alarm (SE, SEL, Titanium)
Battery saver	Personal Safety System <sup>™</sup> for driver and front passenger with dual-stage front airbags
Brakes – 4-wheel disc with Anti-Lock Brake System (ABS)	Rear view camera
Child-safety rear door locks	SecuriLock <sup>®</sup> Passive Anti-Theft System
Head restraints and 3-point safety belts on all 5 seating positions	SOS Post-Crash Alert System <sup>™</sup>
Illuminated Entry System	Tire Pressure Monitoring System (excludes spare)
	Traction control

## AVAILABLE FEATURES

Adaptive cruise control & forward collision warning with brake support	Intelligent 4-wheel drive (4WD)
Engine block heater	Interior cargo cover
Floor liners	Power panoramic Vista Roof <sup>®</sup> with power shade
Hands-free foot-activated liftgate	Remote Start System

## AVAILABLE PACKAGES

1.5L EcoBoost Class II Trailer Tow Prep Package	Ford Safe and Smart SE/SEL Plus Package
2.0L EcoBoost Class II Trailer Tow Package	Ford Safe and Smart Titanium Plus
Ford Safe and Smart <sup>™</sup> Package	Roof Package
	SE Sport Appearance Package

## DIMENSIONS & CAPACITIES

EXTERIOR (in.)	
Length	178.1
Wheelbase	105.9
Width – Excluding mirrors	72.4
Including mirrors	81.8
Mirrors folded	75.0
Height (without options)	66.3
Liftover height (curb)	28.0
Cargo rear opening height	31.9
Cargo rear opening width at floor	42.6

INTERIOR (in.)	
<b>Front</b>	
Head room	39.9
Leg room (max.)	43.1
Hip room	54.5
Shoulder room	55.9

INTERIOR (in.)	
<b>Rear</b>	
Head room	39.0
Leg room	37.3
Hip room	52.4
Shoulder room	55.2

CAPACITIES (cu. ft.)	
Cargo volume – Behind front row	68.0
Behind rear row	34.0
Fuel (gal.)	15.7
Seating	5

## ENGINES<sup>2</sup>

	2.5L I-4	1.5L EcoBoost I-4	2.0L EcoBoost I-4
Horsepower (hp @ rpm)	168 @ 6,000	179 @ 6,000 <sup>4</sup>	245 @ 5,500 <sup>4</sup>
Torque (lb.-ft. @ rpm)	170 @ 4,500	177 @ 2,500 <sup>4</sup>	275 @ 3,000 <sup>4</sup>

## EPA-ESTIMATED RATINGS<sup>2,4</sup>

	2.5L I-4	1.5L EcoBoost I-4	2.0L EcoBoost I-4
FWD	21 city/29 hwy/24 combined	23 city/30 hwy/26 combined	21 city/28 hwy/24 combined
4WD	–	22 city/28 hwy/24 combined	20 city/27 hwy/23 combined

## EXTERIOR COLORS<sup>5</sup>

White Platinum Metallic Tri-coat <sup>6</sup>	Oxford White	Color not available at time of print Sedona Orange <sup>*7</sup>
Ruby Red Metallic Tinted Clearcoat <sup>6</sup>	Baltic Sea Green <sup>*7</sup>	Lightning Blue <sup>*</sup>
Ingot Silver <sup>*</sup>	Magnetic <sup>*</sup>	Agate Black <sup>*7</sup>

\*Metallic.

## INTERIOR COLORS<sup>5</sup>

Medium Light Stone	Charcoal Black
--------------------	----------------



<sup>1</sup>Based on Ford segmentation. <sup>2</sup>Based on 2018 model year ratings. <sup>3</sup>Horsepower and torque ratings achieved with 93-octane fuel. <sup>4</sup>Actual mileage will vary. <sup>5</sup>Available on select series. <sup>6</sup>Additional charge. <sup>7</sup>New for 2019.

## NEW 2019 **EDGE**

Midsized Utilities Class<sup>1</sup>  
Models: SE, SEL, Titanium, ST



Edge Titanium. Ruby Red Metallic Tinted Clearcoat. Available equipment.



With a new look for 2019, and a host of new features as standard equipment, including most standard drive assist technologies than any other midsize SUV, Ford also introduces to the line-up an all-new Edge ST, the first utility from Ford Performance (see Ford Performance Vehicles section for details). Edge offers SE, SEL and Titanium trim levels – all wearing sportier new front and rear fascia, grille, hood and liftgate. Edge features a new 8-speed automatic transmission and Auto Start-Stop is standard across the range. Edge is the first utility with standard Ford Co-Pilot360™ including Pre-Collision Assist with Automatic Emergency Braking, Blind Spot Information System with cross-traffic alert, Lane-Keeping System, rearview camera and auto high-beam headlights. Post-impact braking and rain-sensing wipers are also standard. Ford Co-Pilot360 Assist+™ Ford Co-Pilot360 Assist+ Ford Co-Pilot360 Assist+ is available on SEL, Titanium and ST and includes Adaptive Cruise Control with Stop & Go and Lane Centering, Evasive Steering Assist and voice-activated navigation with SiriusXM Traffic and Travel Link®, making the 2019 Edge the smartest Edge ever. SiriusXM® Radio is standard on all series. A 12-speaker B&O PLAY premium audio system by HARMAN is standard on Titanium and ST. FordPass™ Connect, previously SYNC® Connect, is standard across the lineup. Edge is compatible with popular tech features such as available Android Auto™, Apple CarPlay™, Ford+ Alexa and Waze navigation.

Exterior enhancements include available bi-LED front lighting and new fog lamps available on SEL models and above. Five newly styled wheels are available, including an 18-inch bright-machined aluminum wheel with premium dark stainless-painted pockets. Interior changes include a standard rotary gearshift and wireless charge pad, which is standard on Edge Titanium and available on Edge SEL and ST. The console features two new storage bins. Silver roof rack side rails are standard on Edge SEL and Titanium not equipped with available Panoramic Vista Roof. The rearview camera now includes a lens washer. A front air curtain is standard across the range. ActiveX, a unique seating material is available for Edge SEL. New Titanium Elite Appearance Package includes 20-inch bright-machined aluminum wheels with premium dark stainless-painted pockets, body-color front bumper and lower fascia with chrome inserts, body-color rear bumper and body-color side cladding with bright chrome inserts. SE fleet Driver's Package includes 10-way power driver's seat and reverse sensing system.

*New colors: Agate Black, Baltic Sea Green, Stone Gray*

### STANDARD FEATURES

12V powerpoints (4)

Audio – AM/FM stereo with 6 speakers

Audio – SiriusXM® Radio with 6-month trial subscription

Auto high beams

BLIS® (Blind Spot Information System) with cross-traffic alert

Cargo Management System

Easy Fuel® capless fuel filler

Engine – 2.0L EcoBoost® I-4 with Auto Start-Stop Technology (SE, SEL, Titanium)

Engine – 2.7L EcoBoost V6 (ST)

Front-wheel drive (FWD) (SE, SEL, Titanium)

Intelligent Access with push-button start

Intelligent all-wheel drive (AWD) (ST)

Lane-Keeping System

Mirrors – Power sideview

Power windows with front one-touch-up/-down feature

Pre-Collision Assist with Pedestrian Detection and Automatic Emergency Braking (AEB)

Rain-sensing windshield wipers

Seat – Rear 60/40 split fold-flat with manually reclining seat backs and folding center armrest

Steering wheel-mounted cruise and audio controls

SYNC® with 4.2-inch color LCD screen in center stack and smart-charging USB port

Tilt/telescoping steering column

Transmission – 8-speed automatic

Wheels – 18" Sparkle Silver-painted aluminum (SE)

### STANDARD SAFETY & SECURITY

AdvanceTrac® with RSC® (Roll Stability Control™) and Curve Control

Airbags – Driver's knee, glove-box-door-integrated knee, front-seat side, and Safety

Canopy® System with side-curtain airbags and rollover sensor

Belt-Minder® front safety belt reminder

### STANDARD SAFETY & SECURITY (CONTINUED)

Brakes – 4-wheel disc with Anti-Lock Brake System (ABS)

Child-safety rear door locks

Individual Tire Pressure Monitoring System (TPMS; excludes spare)

LATCH – Lower Anchors and Tether Anchors for Children

MyKey®

Personal Safety System™ for driver and front passenger with dual-stage front airbags

Rear view camera

### AVAILABLE FEATURES

Adaptive cruise control with stop-and-go, Pedestrian Detection

Dual Headrest DVD by VOXXHirschmann<sup>SM2</sup>

Engine block heater

Enhanced active park assist with parallel park; park out assist; reverse perpendicular parking; and Forward, Reverse, and Side Sensing Systems

Evasive steering assist

Front 180-degree camera with washer

Front and rear floor liners

Hands-free foot-activated liftgate

Heated steering wheel

Intelligent all-wheel drive (AWD) (SE, SEL, Titanium)

Power panoramic Vista Roof®

Rear outboard inflatable safety belts

Remote Start System

Seats – Heated and cooled front

Seats – Heated rear outboard

SYNC 3 with 8-inch color LCD capacitive touchscreen with AppLink®, 911 Assist® and 2 smart-charging USB ports

Voice-activated Navigation System

Wheels – 18" bright-machined aluminum with premium Dark Stainless-painted pockets

Wheels – 20" bright-machined aluminum with premium Dark Stainless-painted pockets

Wheels – 21" premium gloss black-painted aluminum

Windshield wiper de-icer

Wireless charging pad

### AVAILABLE PACKAGES

Cargo Accessory Package

Class II Trailer Tow Prep Package with trailer sway control

Cold Weather Package

Convenience Package

ST Performance Brake Package

Titanium Elite Package

### DIMENSIONS & CAPACITIES

#### EXTERIOR (in.)

Length	188.8
Wheelbase	112.2
Width – Excluding mirrors	75.9
Including mirrors	85.8
Height	68.3
Liftover height	29.6
Cargo rear opening height	31.3
Cargo rear opening width at floor	46.4

#### INTERIOR (in.)

<b>Front</b>	
Head room	40.2
Leg room (max.)	42.6
Hip room	55.9
Shoulder room	60.3

#### INTERIOR (in.)

<b>Rear</b>	
Head room	40.3
Leg room	40.6
Hip room	57.5
Shoulder room	60.5

#### CAPACITIES (cu. ft.)

Cargo volume – Behind front row	73.4
Behind rear row	39.2
Fuel (gal.)	18.4 (FWD) 18.5 (AWD)
Seating	5

### ENGINES


	2.0L EcoBoost I-4	2.7L EcoBoost V6
Horsepower (hp @ rpm)	250 @ 5,500 <sup>4</sup>	335 @ 5,500 <sup>4</sup>
Torque (lb.-ft. @ rpm)	280 @ 3,000 <sup>4</sup>	380 @ 3,000 <sup>4</sup>

### EXTERIOR COLORS<sup>4</sup>



\*Metallic.

### INTERIOR COLORS<sup>4</sup>



<sup>1</sup>Based on Ford segmentation. <sup>2</sup>Ford Licensed Accessory. <sup>3</sup>Horsepower and torque ratings achieved with 93-octane fuel. <sup>4</sup>Available on select series. <sup>5</sup>Additional charge. <sup>6</sup>New for 2019.

# 2019 EXPLORER

Large Utilities Class<sup>1</sup>

Models: Explorer, XLT, Limited, Sport, Platinum



Explorer Sport. Ruby Red Metallic. Available equipment.



The country's best-selling three-row SUV makes more technology available to more drivers for 2019. FordPass™ Connect, formerly SYNC® Connect, is standard on Ford Explorer Limited, Sport and Platinum models, and is included in the Driver Connect Package on XLT. Ford Safe and Smart Package – a suite of driver-assist features including Adaptive Cruise Control, forward collision warning with brake support and Lane-Keeping System – is standard for Platinum and available on XLT, Limited and Explorer Sport. Blind Spot Information System is no longer part of the Ford Safe and Smart Package, but is standard on XLT, Limited, Sport and Platinum models. XLT technology feature bundle includes voice-activated touch screen navigation with pinch-to-zoom capability, SiriusXM® Traffic and Travel Link® and a universal garage door opener. Also new for 2019 is an XLT Appearance Package called Desert Copper that includes 20-inch polished aluminum wheels, chrome mirror caps, Ebony Black door trim panels with unique inserts, first- and second-row Ebony Black leather-trimmed seats with unique inserts and third-row Ebony Black vinyl seats with unique stitching. Available new Limited Luxury Package features 20-inch premium painted machined aluminum wheels, chrome mirror caps, door trim and leather inserts, multicontour front seats with Active Motion, Nirvana leather seats with micro-perforation and a leather steering wheel.

Other changes include standard paddle shifters on Explorer Sport and Platinum. Heated second-row seats are available for Explorer Sport. A molded-in-color black rear bumper is standard across the range, while power and heated side mirrors are standard on base and XLT models. LED fog lamps are standard on Explorer Limited, Sport and Platinum models and available on XLT. A power liftgate is standard on XLT. All other content – including available intelligent four-wheel drive with Terrain Management System™ and Hill Descent Control™ – is carryover. *New color: Agate Black Metallic*

## STANDARD FEATURES

12V powerpoints (4)	Mirrors – Power, heated sideview with integrated blind spot mirrors MyKey®	Seats – 2nd-row 60/40 split fold-flat; 3rd-row 50/50 split fold-flat
Audio – AM/FM stereo/single-CD player with MP3 capability and 6 speakers	Power windows and door locks with one-touch-down front window feature	Steering wheel-mounted cruise, audio and 5-way controls (2)
Autolamp automatic on/off headlamps	Remote Keyless Entry System	SYNC® with 4.2-inch color LCD screen in center stack, and media hub with smart-charging USB port
Configurable daytime running lamps	Roof-rack side rails	Trailer sway control
Engine – 3.5L Ti-VCT V6	Seat – 8-way power driver's	Transmission – 6-speed SelectShift® automatic
Front-wheel drive (FWD)	Seats – 1st-row buckets with 2-way adjustable head restraints	
Hill start assist		
LED headlamps with halogen reflector high beams		

## STANDARD SAFETY & SECURITY

AdvanceTrac® with RSC® (Roll Stability Control™) and Curve Control	Brakes – 4-wheel disc with Anti-Lock Brake System (ABS)	Rear view camera
Airbags – Front-passenger knee, front-seat side, and 3-row Safety Canopy® System with side-curtain airbags and rollover sensor	Illuminated Entry System	SecuriLock® Passive Anti-Theft System
Battery saver with headlamps-off delay	LATCH – Lower Anchors and Tether Anchors for Children	SOS Post-Crash Alert System™
	Personal Safety System™ for driver and front passenger with dual-stage front airbags	Tire Pressure Monitoring System (TPMS; excludes spare)

## AVAILABLE FEATURES

2nd-row console	Adaptive cruise control and forward collision warning with brake support	Audio – Audio System from Sony® with Clear Phase™ and Live Acoustics™ HD Radio™ and 12 speakers
2nd-row outboard inflatable safety belts	Ambient lighting	

## AVAILABLE FEATURES (CONTINUED)

Audio – Premium System with 9 speakers	Hands-free foot-activated liftgate	Reverse Sensing System
Audio – SiriusXM® Radio with 6-month trial subscription Dual-zone electronic automatic temperature control	Heated steering wheel Intelligent 4-wheel drive (4WD) with Terrain Management System™ and Hill Descent Control™	Seats – 2nd-row buckets
Rear Seat Entertainment System by VOXXHirschmannSM2	Intelligent Access with push-button start	Seats – Multicontour front
Engine – 2.3L EcoBoost® I-4 with 6-speed automatic transmission Engine – 3.5L EcoBoost V6 with 6-speed SelectShift automatic transmission and paddle shifters	Lane-Keeping System with lane-keeping aid and lane-keeping alert	SYNC 3 with 8-inch color LCD capacitive touchscreen with AppLink®, 911 Assist® and 2 smart-charging USB ports
Enhanced Active Park Assist System	Power-tilt/-telescoping steering column	Twin-panel moonroof
Front 180-degree camera with washer	Rain-sensing windshield wipers	Voice-activated Navigation System
		Wheels – 20" polished aluminum

## AVAILABLE PACKAGES<sup>3</sup>

Class II Trailer Tow Prep Package	Comfort Package	XLT Sport Appearance Package
Class III Trailer Tow Package	Driver-Connect Package	XLT Technology Feature Bundle
Cold Weather Package	Ford Safe and Smart™ Package	

## DIMENSIONS & CAPACITIES

EXTERIOR (in.)		INTERIOR (in.)	
Length	198.7	<b>2nd Row</b>	
Wheelbase	112.8	Head room	40.6
Width – Excluding mirrors	78.9	Leg room	39.5
Including mirrors	90.2	Hip room	56.8
Mirrors folded	82.5	Shoulder room	61.0
Height	70.0	<b>3rd Row</b>	
Minimum running ground clearance	7.8	Head room	37.8
Liftover height	31.1	Leg room	33.3
Cargo rear opening height	31.0	Hip room	40.7
Cargo rear opening width at floor	46.7	Shoulder room	50.8
<b>INTERIOR (in.)</b>		<b>CAPACITIES (cu. ft.)</b>	
<b>1st Row</b>		Cargo volume – Behind 1st row	81.7
Head room	41.4	Behind 2nd row	43.9
Leg room (max.)	42.9	Behind 3rd row	21.0 <sup>3</sup>
Hip room	57.3	Fuel (gal.)	18.6
Shoulder room	61.5	Seating	6, 7

## ENGINES

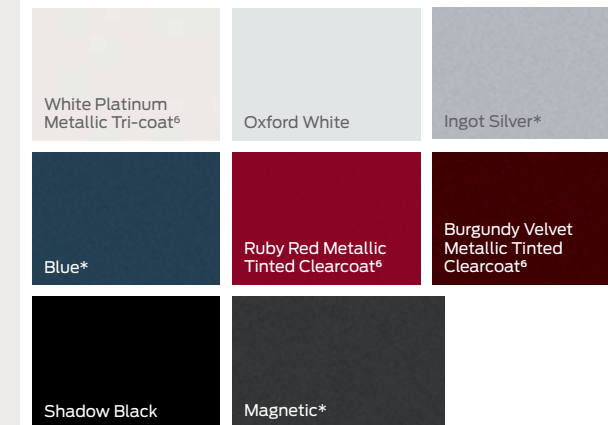
	3.5L TI-VCT V6	2.3L EcoBoost I-4	3.5L EcoBoost V6
Horsepower (hp @ rpm)	290 @ 6,500	280 @ 5,600 <sup>5</sup>	365 @ 5,500 <sup>5</sup>
Torque (lb.-ft. @ rpm)	255 @ 4,000	310 @ 3,000 <sup>5</sup>	350 @ 3,500 <sup>5</sup>

## TRAILER WEIGHT RATINGS

Hitch Class	Max. Load
FWD/4WD Class II	3,000 lbs.
FWD/4WD Class III	5,000 lbs.

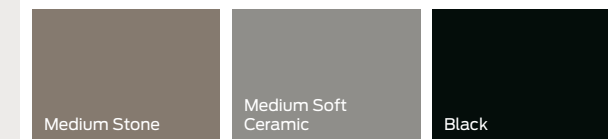
Max. weights shown are for properly equipped vehicles with required equipment and a 150-lb. driver. Weight of additional options, equipment, passengers and cargo must be deducted from this weight. For additional information, see your dealer.

## EXTERIOR COLORS<sup>5</sup>



\*Metallic.

## INTERIOR COLORS<sup>5</sup>



<sup>1</sup>Based on Ford segmentation. <sup>2</sup>Ford Licensed Accessory. <sup>3</sup>Including rear seat well. <sup>4</sup>Horsepower and torque ratings achieved with 93-octane fuel. <sup>5</sup>Available on select series. <sup>6</sup>Additional charge.

# 2019 FLEX

Large Utilities Class<sup>1</sup>  
Models: SE, SEL, Limited



Flex Limited. Blue. Available equipment.



Distinctively different from any angle, the 2019 Flex makes life on the road easy and enjoyable. A universal garage door opener is standard on Flex Limited, and available on Flex SEL. Active park assist is available as a standalone option. All other content carries over.  
*New colors: Agate Black, Stone Gray*

## STANDARD FEATURES

- 12V powerpoints (4)
- Accessory delay for power features
- Audio – AM/FM stereo/single-CD player with MP3 capability and 6 speakers
- Battery Management System
- Cabin air filter
- Electric power-assisted steering
- Engine – 3.5L Ti-VCT V6
- Front-wheel drive (FWD)
- Leather-wrapped steering wheel with audio and 5-way controls
- Mirrors – Black, power, heated, manual-folding sideview mirrors
- MyKey<sup>®</sup>
- Power windows and door locks with one-touch -up/-down driver's side window feature

## STANDARD SAFETY & SECURITY

- AdvanceTrac<sup>®</sup> with RSC<sup>®</sup> (Roll Stability Control<sup>™</sup>)
- Airbags – Front-seat side, and 3-row Safety Canopy<sup>®</sup> System with dual front side-curtain airbags and rollover sensor
- Brakes – 4-wheel disc with Anti-Lock Brake System (ABS)
- Illuminated Entry System
- LATCH – Lower Anchors and Tether Anchors for Children
- Perimeter alarm

## AVAILABLE FEATURES

- 2nd-row outboard inflatable safety belts
- Adaptive cruise control & forward collision warning with brake support
- All-weather floor mats
- All-wheel drive (AWD)
- Audio – SiriusXM<sup>®</sup> Radio
- BLIS<sup>®</sup> (Blind Spot Information System) with cross-traffic alert

- Privacy glass (2nd row, 3rd row and liftgate)
- Reverse Sensing System
- Seats – 1st-row cloth buckets with 6-way power driver, and 2-way manual front-passenger seat with fold-flat seat back
- Seats – 2nd-row 60/40 split bench with autofold on smaller section
- Seats – 3rd-row 50/50 split bench with manual fold-flat-into-floor
- SYNC<sup>®</sup> with 4.2-inch color LCD screens in instrument cluster and center stack, AppLink<sup>®</sup>, 911 Assist<sup>®</sup> and smart-charging USB port
- Transmission – 6-speed SelectShift<sup>®</sup> automatic
- Wheels – 17" Sparkle Silver-painted aluminum
- Wiper-activated headlamps

- Personal Safety System<sup>™</sup> for driver and front passenger with dual-stage front airbags
- Rear view camera
- Remote Keyless Entry System
- SecuriCode<sup>™</sup> invisible keypad
- SecuriLock<sup>®</sup> Passive Anti-Theft System
- SOS Post-Crash Alert System<sup>™</sup>
- Tire Pressure Monitoring System (excludes spare)

- Engine – 3.5L EcoBoost<sup>®</sup> V6 with all-wheel drive (AWD)
- Heated steering wheel
- Multipanel Vista Roof<sup>®</sup>
- Power liftgate
- Power-tilt/-telescoping steering column
- Roof-rack side rails

## AVAILABLE FEATURES (CONTINUED)

- Seats – 2nd-row 40/40 reclining
- Seats – Leather-trimmed
- SYNC 3 with 8-inch color LCD capacitive touchscreen with AppLink, 911 Assist and 2 smart-charging USB ports
- Voice-activated Navigation System

- Wheels – 20" Sparkle Silver-painted aluminum with P255/45R20 all-season BSW tires
- Wheels – 20" polished aluminum with P255/45R20 all-season BSW tires

## AVAILABLE PACKAGES

- Appearance Package
- Class III Trailer Tow Package

## DIMENSIONS & CAPACITIES

EXTERIOR (in.)		INTERIOR (in.)	
Length	201.8	<b>2nd Row</b>	
Wheelbase	117.9	Head room	40.5
Width – Excluding mirrors	75.9	Leg room	44.3
Including mirrors	88.8	Hip room	55.0
Mirrors folded	80.1	Shoulder room	58.1
Height (excluding options)	68.0	<b>3rd Row</b>	
Liftover height (curb)	29.6	Head room	38.7
Cargo rear opening height	31.1	Leg room	33.3
Cargo rear opening width at floor	38.9	Hip room	41.1
		Shoulder room	50.8
INTERIOR (in.)		CAPACITIES (cu. ft.)	
<b>1st Row</b>		Cargo volume – Behind 1st row	83.2
Head room	41.8	Behind 2nd row	43.2
Leg room (max.)	42.6	Behind 3rd row	20.0 <sup>3</sup>
Hip room	55.5	Fuel (gal.)	18.6
Shoulder room	58.4	Seating	6, 7


## ENGINES<sup>3</sup>

	3.5L Ti-VCT V6	3.5L EcoBoost V6
Horsepower (hp @ rpm)	287 @ 6,500	365 @ 5,500 <sup>5</sup>
Torque (lb.-ft. @ rpm)	254 @ 4,000	350 @ 3,500 <sup>5</sup>

## EPA-ESTIMATED RATINGS<sup>3,5</sup>

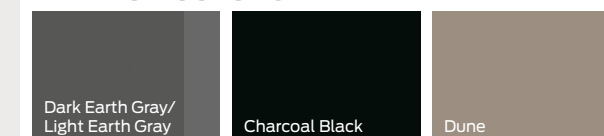
	3.5L TI-VCT V6	3.5L EcoBoost V6
FWD	16 city/23 hwy/ 19 combined mpg	–
AWD	16 city/22 hwy/ 18 combined mpg	15 city/21 hwy/ 17 combined mpg

## EXTERIOR COLORS<sup>6</sup>



\*Metallic.

## INTERIOR COLORS<sup>6</sup>



<sup>1</sup>Based on Ford segmentation. <sup>2</sup>Includes 5.0-cu.-ft. rear cargo well. <sup>3</sup>Based on 2018 model year ratings. <sup>4</sup>Horsepower and torque ratings achieved with 93-octane fuel. <sup>5</sup>Actual mileage will vary. <sup>6</sup>Available on select series. <sup>7</sup>Additional charge. <sup>8</sup>New for 2019.

# 2019 EXPEDITION/MAX

Extended Utilities Class<sup>1</sup>  
Models: XLT, Limited, Platinum



Expedition Platinum. Ingot Silver. Available equipment.



For 2019, Ford Expedition's Special Edition Package includes 22-inch premium black-painted aluminum wheels, 360-degree camera with split view and front and rear washers, cargo package, enhanced active park assist, heavy-duty trailer tow package and LED headlamps and fog lamps. Other changes for 2019 include available unique seating material for Expedition XLT. Dual-zone electronic temperature control is now tri-zone electronic temperature control. Bright roof rack rails and bright end caps are now standard on Expedition Platinum. On all trim levels, available FordPass™ Connect replaces SYNC® Connect. All other content – including advanced cargo management system and Expedition's powerful 3.5-liter EcoBoost® engine – carries over on standard- and extended-wheelbase MAX models.

New colors: Agate Black Metallic, Silver Spruce Metallic

## STANDARD FEATURES

3.15 non-limited-slip rear axle (Expedition 4x2: XL, XLT, Limited)	Halogen headlamps with rainlamp feature	Seats – 1st-row buckets with recline and 6-way power driver's with power lumbar support; 2nd-row 40/20/40 split (CenterSlide®) with recline; and 3rd-row PowerFold® (XLT, Limited, Platinum; available on XL)
3.31 non-limited-slip rear axle (4x2: XL MAX, XLT MAX, Limited MAX and Platinum MAX; 4x4: all models)	Keyless entry with push-button start	SYNC® (XL, XLT)
12V powerpoints (4)	Mirror – Auto-dimming rearview	SYNC 3 with 8-inch LCD capacitive touchscreen with AppLink® 911 Assist® and 2 smart-charging USB ports (Limited, Platinum; available on XLT)
Air conditioning with rear auxiliary controls	Mirrors – Power, heated sideview with security approach lamps	Available on XL
Audio – AM/FM stereo/single-CD player with MP3 capability and 6 speakers	MyKey®	SYNC® (XL, XLT)
Class IV trailer hitch	Power windows and door locks with one-touch-up/-down driver's side window feature	SYNC 3 with 8-inch LCD capacitive touchscreen with AppLink® 911 Assist® and 2 smart-charging USB ports (Limited, Platinum; available on XLT)
Easy Fuel® capless fuel filler	Rear-wheel drive (RWD)	Tilt/telescoping steering column
Electric power-assisted steering	Rotary gear shift dial	Tow hooks (4x4)
Engine – 3.5L EcoBoost® V6 with Auto Start-Stop Technology		Transmission – 10-speed SelectShift® automatic

## STANDARD SAFETY & SECURITY

3-point safety belts for all seating positions	Belt-Minder® front safety belt reminder	Perimeter alarm
AdvanceTrac® with RSC® (Roll Stability Control™)	Brakes – 4-wheel disc with Anti-Lock Brake System (ABS)	Rear view camera with washer
Airbags – Dual-stage front	Individual Tire Pressure Monitoring System (TPMS; excludes spare)	SecuriCode™ keyless entry keypad
Airbags – Front-seat side	LATCH – Lower Anchors and Tether Anchors for Children	SecuriLock® Passive Anti-Theft System
Airbags – 3-row Safety Canopy® System with side-curtain airbags and rollover sensor		SOS Post-Crash Alert System™
		Traction control
		Trailer sway control

## AVAILABLE FEATURES

3.73 limited-slip rear axle	Engine – 3.5L EcoBoost V6 Platinum Series	Power-deployable running boards
4-Wheel-Drive (4WD)	Enhanced active park assist with side parking sensors	Remote Start System
Adaptive cruise control with stop-and-go	Hands-free foot-activated liftgate	Seats – 2nd-row buckets with tip-and-slide feature
BLIS® (Blind Spot Information System)	Lane-Keeping System	Voice-activated touchscreen Navigation System
Dual-Headrest Rear-Seat Entertainment System	Panoramic Vista Roof®	Wheels – 22" polished aluminum

## AVAILABLE PACKAGES

Cargo Package
Connectivity Package
Driver Assistance Package
FX4 Off-Road Package
Heavy-Duty Trailer Tow Package

## DIMENSIONS & CAPACITIES


EXTERIOR (in.)	Expedition	Expedition MAX	INTERIOR (in.)	Expedition	Expedition MAX
Length	210.0	221.9	<b>3rd Row</b>		
Wheelbase	122.5	131.6	Head room	37.3	37.4
Width – Including mirrors	93.4	93.4	Leg room	36.1	36.1
Mirrors folded	83.6	83.6	Leg room (with 2nd-row seat full forward)	40.9	40.9
Height	76.6 (4x2) 76.4 (4x4)	76.4 (4x2) 76.2 (4x4)	Hip room	51.4	51.4
Minimum running ground clearance	9.8	9.8 (4x2) 9.7 (4x4)	Shoulder room	64.2	64.3
Lift-in height	35.3	34.9	<b>CAPACITIES (cu. ft.)</b>		
Cargo rear opening height	32.7	32.7	Cargo volume –		
Cargo rear opening width – Lower	51.4	51.4	Behind 1st row	104.6	121.5
			Behind 2nd row	57.5	73.3
			Behind 2nd row (with 2nd-row seat full forward)	63.6	79.6
			Behind 3rd row	19.3	34.3
			Behind 3rd row (with 3rd-row seat full upright)	20.9	36.0
			Fuel (gal.)	23.3	28.3
			Seating	5, 7, 8	7, 8
<b>INTERIOR (in.)</b>					
<b>1st Row</b>					
Head room (max.)	42.0	42.0			
Leg room (max.)	43.9	43.9			
Hip room	62.2	62.2			
Shoulder room	64.9	64.9			
<b>2nd Row</b>					
Head room	40.0	40.0			
Leg room	41.5	41.5			
Leg room (with seat full rearward)	42.6	42.6			
Hip room	62.6	62.6			
Shoulder room	64.8	64.8			

## TRAILER WEIGHT RATINGS<sup>2</sup>

Hitch Class	Expedition	Max. Load	Expedition MAX
4x2 Class IV	9,300 lbs.		9,000 lbs.
4x4 Class IV	9,200 lbs.		9,000 lbs.

Max. weights shown are for properly equipped vehicles with required equipment and a 150-lb. driver. Weight of additional options, equipment, passengers and cargo must be deducted from this weight. For additional information, see your dealer. Cargo and load capacity limited by weight and weight distribution.

## EXTERIOR COLORS<sup>3</sup>



\*Metallic.

## INTERIOR COLORS<sup>3</sup>



<sup>1</sup>Based on Ford segmentation. <sup>2</sup>Requires optional Heavy-Duty Trailer Tow Package. <sup>3</sup>Available on select series. <sup>4</sup>Additional charge.

# FORD TRUCKS

For more information:

Dawn McKenzie  
dmcken55@ford.com  
313.268.7485



	RANGER	F-150				SUPER DUTY® F-250/350/450 PICKUP
<b>Trims</b>	XL, XLT, LARIAT	XL, XLT, LARIAT, KING RANCH®, PLATINUM, LIMITED, RAPTOR				XL, XLT, LARIAT, KING RANCH, PLATINUM, LIMITED
<b>Cabs/Configurations</b>	SuperCab, SuperCrew®	Regular Cab, SuperCab, SuperCrew				Regular Cab, SuperCab, Crew Cab
<b>Engine</b> <b>Horsepower</b> (hp @ rpm) <sup>1</sup> <b>Torque</b> (lb.-ft. @ rpm) <sup>1</sup>	2.3L EcoBoost® 270 @ 5500 310 @ 3000	3.3L TI-VCT V6 FFV 290 @ 6,500 265 @ 4,000				6.2L V8 FFV 385 @ 5,750 430 @ 3,800
<b>Available engines</b> <b>Horsepower</b> (hp @ rpm) <sup>1</sup> <b>Torque</b> (lb.-ft. @ rpm) <sup>1</sup>	—	2.7L EcoBoost V6 gas 325 @ 5,000 400 @ 2,750	3.5L EcoBoost V6 gas 375 @ 5,000 470 @ 3,500	5.0L TI-VCT V8 FFV 395 @ 5,750 400 @ 4,500	3.0L Power Stroke® V6 Turbo Diesel 250 @ 3,250 440 @ 1,750	6.7L Power Stroke V8 Turbo Diesel 450 @ 2,800 935 @ 1,800
<b>Transmission</b>	10-speed SelectShift® automatic	6-speed SelectShift automatic with selectable drive modes (3.3L engine only)				TorqShift® Heavy-Duty 6-speed SelectShift automatic TorqShift-G® 6-Speed Automatic Transmission with SelectShift® (F-250 only)
<b>Available transmissions</b>	—	10-speed SelectShift automatic with selectable drive modes and progressive range select (not available with the 3.3L engine)				—
<b>Braking system</b>	Anti-Lock Brake System (ABS)	4-wheel vented disc with Anti-Lock Brake System (ABS)				4-wheel vented disc with Anti-Lock Brake System (ABS)
<b>Airbags</b>	Dual-stage driver and right-front-passenger front, front-seat side and Safety Canopy® System	Dual-stage driver and right-front-passenger front, front-seat side and Safety Canopy System				Driver and right-front-passenger front, front-seat side and Safety Canopy System
<b>Seating capacity</b>	4, 5	2, 3, 5, 6				2, 3, 5, 6
<b>Cargo capacity</b> (cu. ft.)	51.8–43.3	52.8 (5½' box), 62.3 (6½' box), 77.4 (8' box)				65.4 (6¾' box), 78.5 (8' box)
<b>Fuel tank capacity</b> (gal.)	18.0	26.0, 36.0				29.0, 34.0, 48.0
<b>Max. payload</b> 4x2/4x4 (lbs.) <sup>1,2</sup>	1,860/1,640–1,730/1,500	3,270				7,630 <sup>6</sup>
<b>Max. trailer towing</b> (lbs.) <sup>1,2</sup>	7,500/7,500	13,200				34,000
<b>GVWR</b> (lbs.) <sup>1,2</sup>	6,050–6,050	7,850				9,900–14,000 <sup>6</sup>
<b>GCWR</b> 4x2/4x4 (lbs.) <sup>1,2</sup>	12,150/12,400–12,250/12,500	18,400				19,500–42,800 <sup>6</sup>
<b>Wheelbase</b> (in.)	126.8–126.8	122.4–163.7				141.6–176.0
<b>Overall length</b> (in.)	210.8–210.8	209.3–250.5				231.8–266.2
<b>Wheel size</b> (in.)	16, 17, 18	17, 18, 20, 22				17, 18, 19.5, 20



<sup>1</sup>Based on 2018 model year ratings. <sup>2</sup>When properly configured. <sup>3</sup>F-350 only. <sup>4</sup>F-450/F-550 only. <sup>5</sup>F-350/F-450/F-550. <sup>6</sup>Figures for XL base model.



# ALL-NEW 2019 RANGER

Midsized Pickups Class<sup>1</sup>  
Models: XL, XLT, LARIAT



Ranger Lariat. Lightning Blue. Available equipment.



Ford Ranger makes a triumphant return for 2019 – a midsize pickup engineered Built Ford Tough, ready for adventure and packed with driver-assist technologies to enable easier driving both on- and off-road. Anchored by a high-strength steel frame and powered by a 2.3-liter EcoBoost<sup>®</sup> paired to an efficient 10-speed automatic, the all-new Ranger is available in either SuperCab or SuperCrew configuration. It can be optioned with 4x2 or 4x4, and comes in three trim levels – XL, XLT and Lariat. Chrome and Sport Appearance Packages are available. Technology comes built-in, starting with an 8-inch touch screen for available SYNC<sup>®</sup> 3, while a single or dual LCD productivity screen is available for real-time vehicle, navigation and audio information. Ranger has standard Pre-Collision Assist with Automatic Emergency Braking. A Lane-Keeping System that includes lane-keeping assist, lane-departure warning, reverse sensing and class-exclusive Blind Spot Information System with trailer coverage is standard on XLT and Lariat. Adaptive Cruise Control is standard on Lariat. Ranger's muscular body features a high beltline, while a raked grille and windshield lend an athletic appearance and aid in aerodynamics and reduced wind noise. Short overhangs mean better approach and departure angles off-road.

Available FX4 Off-Road Package features off-road-tuned suspension, all-terrain tires, frame-mounted heavy-gauge steel front bash plate and skid plates, rear locking differential, innovative Terrain Management System<sup>™</sup> with four distinct drive modes and Trail Control<sup>™</sup>. Ranger makes for a great piece of off-road gear, but it also gets work done on the pavement. Its rugged steel bumper with available integrated trailer hitch receiver means towing campers, ATVs or watercraft is a breeze. *New colors: Shadow Black, Oxford White, Ingot Silver, Magnetic, Blue Lightning, Saber, Hot Pepper Red, White Platinum Tri-Coat*

## STANDARD FEATURES

18.0-gal. fuel tank capacity	Power windows and door locks
Auto Start-Stop Technology	Seats – Front buckets with flow-through console
Black vinyl floor covering	SYNC <sup>®</sup> with 4.2-inch color LCD screen (XL, XLT)
Cargo box tie-downs (4)	SYNC 3 with 8-inch color LCD capacitive touchscreen with AppLink <sup>®</sup> , 911 Assist <sup>®</sup> and 2 smart-charging USB ports (XLT 301A and above)
Carpeted flooring (XLT and above)	SYNC Connect
Co-Pilot 360 (XLT and above)	Transmission – 10-speed SelectShift <sup>®</sup> automatic
Daytime running lamps	
Electronic shift-on-the-fly (ESOF) (4x4)	
Engine – 2.3L EcoBoost <sup>®</sup>	
Mirrors – Power sideview (XL and above)	

## STANDARD SAFETY & SECURITY

Airbags – Dual-stage driver and right-front-passenger front	Rear view camera
Airbags – Front-seat side	Remote Keyless Entry with remote tailgate lock (XL and above)
Airbags – Safety Canopy <sup>®</sup> System with side-curtain airbags and rollover sensor	SecuriLock <sup>®</sup> Passive Anti-Theft System
Automatic Emergency Braking (AEB)	SOS Post-Crash Alert System <sup>™</sup>
Brakes – Anti-Lock Brake System (ABS)	Tire Pressure Monitoring System (TPMS; excludes spare)
MyKey <sup>®</sup> (XLT)	Trailer sway control

## AVAILABLE FEATURES

All-weather floor mats	Navigation System
Cab steps – 5-inch rectangular	Rear seat delete (SuperCab)
Carpeted flooring (XL)	Remote Start System
Cruise control	Reverse Sensing System
Electronic-locking rear differential	SecuriCode <sup>™</sup> keyless entry keypad
Engine block heater	Splash guards/mud flaps
Forward Sensing System	Spray-in bedliner
Manual-sliding rear window with defroster	

## AVAILABLE PACKAGES

Bed Utility Super Value Package	Technology Package
Co-Pilot 360	Trailer Tow Package
FX4 Off-Road Package	XL Chrome Package
LARIAT Chrome Package	XLT Chrome Package
LARIAT Sport Package	XLT Sport Package
STX Appearance Package	

## CARGO AREA

CARGO AREA (in.)	5' Box	6' Box
Length at floor (SuperCab/SuperCrew)	72.8	61.0
Width at wheelhouse	44.8	44.8
Max. width inside box	61.4	61.4

## ENGINE

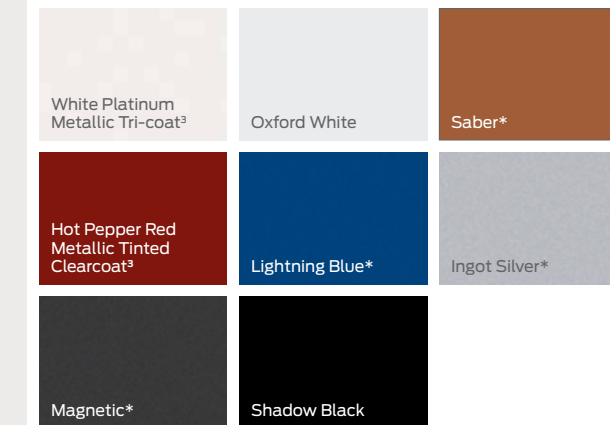
ENGINE	Transmission (with tow/haul mode)	Horsepower (hp @ rpm)	Torque (lb.-ft. @ rpm)
2.3L EcoBoost	10-speed automatic	TBD	TBD

## DIMENSIONS & CAPACITIES

DIMENSIONS (in.)	SuperCab with 6' Box	SuperCrew with 5' Box
Wheelbase	126.8/126.8	126.8/126.8
Length	210.8/210.8	210.8/210.8
Height	70.9/71.5	71.2/71.8
Width (excluding mirrors)	85.8/85.8	85.8/85.8
CAPACITIES		
Passenger volume (cu. ft.) Total	89.2	97.6
Cargo volume behind 1st row	TBD	TBD


Dimensions and capacities shown may vary due to optional features and/or production variability.

## EXTERIOR COLORS<sup>2</sup>



\*Metallic.

## INTERIOR COLORS<sup>2</sup>



<sup>1</sup>Based on Ford segmentation. <sup>2</sup>Available on select series. <sup>3</sup>Additional charge.

# 2019 F-150

Full-Size Pickups Under 8,500 lbs. GVWR Class<sup>1</sup>  
Models: XL, XLT, LARIAT, KING RANCH<sup>®</sup>, PLATINUM, LIMITED, RAPTOR



F-150 King Ranch SuperCrew<sup>®</sup> Oxford White. Available equipment.



Tough, smart and capable, Ford F-150 from America's truck leader enters 2019 with exciting new upgrades. A 3.3-liter V6 with 6-speed automatic remains the standard powerplant. The 2.7-liter EcoBoost<sup>®</sup> V6, 5.0-liter V8, 3.0-liter Power Stroke<sup>®</sup> turbodiesel V6 and 3.5-liter EcoBoost V6 are all paired with a 10-speed automatic transmission. Trim levels include XL, XLT, Lariat, King Ranch and Platinum trucks. Range-topping F-150 Limited gets a serious power upgrade with the high-output 3.5-liter EcoBoost engine previously only available on F-150 Raptor, plus a new high-flow dual-exhaust system and redesigned interior. F-150's Navy Pier interior color scheme changes to Camel Back two-tone. FordPass<sup>™</sup> Connect is now standard for F-150 XLT, while the CD player is deleted. XLT Sport Appearance Package gets new five-inch angular step bars.

*New colors: Agate Black, Abyss Gray, Silver Spruce*

## STANDARD FEATURES

- 23.0-gal. fuel tank capacity
- 2-speed automatic 4WD (4x4 LARIAT and above)
- Auto Start-Stop Technology
- Black vinyl floor covering (XL)
- Cargo box tie-downs (4)
- Configurable daytime running lamps
- Electronic shift-on-the-fly (ESOF) (4x4 XL, XLT)
- Engine – 3.3L Ti-VCT V6 FFV<sup>2</sup>
- Engine – 2.7L EcoBoost<sup>®</sup> V6<sup>2</sup>
- Engine – 5.0L Ti-VCT V8 FFV<sup>2</sup>
- Mirrors – Power sideview
- Power windows and door locks

- Quick-release tailgate with lock
- Seat – Front 40/20/40 split
- SYNC<sup>®</sup> with 4.2-inch color LCD screen
- SYNC 3 with 8-inch color LCD capacitive touchscreen with AppLink<sup>®</sup>, 911 Assist<sup>®</sup> and 2 smart-charging USB ports (XLT and above)
- SYNC Connect (XLT and above)
- Transmission – 6-speed SelectShift<sup>®</sup> automatic with selectable drive modes (3.3L engine)
- Transmission – 10-speed SelectShift automatic with selectable drive modes (2.7L, 3.5L, 5.0L and 3.0L engines)

## STANDARD SAFETY & SECURITY

- AdvanceTrac<sup>®</sup> with RSC<sup>®</sup> (Roll Stability Control<sup>™</sup>) and Curve Control
- Airbags – Front-seat side
- Airbags – Safety Canopy<sup>®</sup> System with side-curtain airbags and rollover sensor
- Brakes – 4-wheel vented disc with Anti-Lock Brake System (ABS)
- MyKey<sup>®</sup>

- Personal Safety System<sup>™</sup> for driver and right-front passenger with dual-stage front airbags
- Remote Keyless Entry System
- SecuriLock<sup>®</sup> Passive Anti-Theft System
- SOS Post-Crash Alert System<sup>™</sup>
- Tire Pressure Monitoring System (TPMS; excludes spare)
- Trailer sway control

## AVAILABLE FEATURES

- 36.0-gal. extended-range fuel tank
- Aluminum cross box storage toolbox by WEATHER GUARD<sup>®</sup>
- Black vinyl floor covering
- BoxLink<sup>™</sup> with 4 premium locking cleats
- Class IV Trailer Hitch
- Engine – 2.7L EcoBoost V6<sup>2</sup>
- Engine – 3.5L EcoBoost V6
- Engine – 5.0L Ti-VCT V8 FFV<sup>2</sup>
- Engine – 3.0L Power Stroke<sup>®</sup> V6 Turbo Diesel<sup>2</sup>
- Engine block heater

- Fog lamps
- Integrated trailer brake controller
- Plastic drop-in bedliner
- Rear view camera with dynamic hitch assist
- Reverse Sensing System
- Spray-in bedliner
- Stowable bed extender
- Stowable loading ramps
- SYNC
- Tailgate step

## AVAILABLE PACKAGES

- 2.7L EcoBoost Payload Package
- CNG/Propane Gaseous Engine Prep Package (requires 5.0L engine)
- FX4 Off-Road Package
- Heavy-Duty Payload Package
- Trailer Tow Package
- Max. Trailer Tow Package
- Snow Plow Prep Package

- STX Appearance Package
- XL Chrome Package
- XL Power Equipment Group
- XL Sport Package
- XLT Chrome Package
- XLT Power Equipment Group
- XLT Sport Package

## ENGINES<sup>4</sup>

	Transmission (with tow/haul mode)	Horsepower (hp @ rpm)	Torque (lb.-ft. @ rpm)
3.3L Ti-VCT V6 FFV	6-speed automatic	290 @ 6,500	265 @ 4,000
2.7L EcoBoost V6	10-speed automatic	325 @ 5,000	400 @ 2,750
3.5L EcoBoost V6	10-speed automatic	375 @ 5,000	470 @ 3,500
High Output 3.5L EcoBoost V6	10-speed automatic	450 @ 5,000	510 @ 3,500
5.0L Ti-VCT V8 FFV	10-speed automatic	395 @ 5,750	400 @ 4,500
3.0L Power Stroke V6 Turbo Diesel	10-speed automatic	250 @ 3,250	440 @ 1,750

## DIMENSIONS & CAPACITIES<sup>4</sup>

DIMENSIONS (in.)		Regular Cab		SuperCab		SuperCrew		
		6½' Box	8' Box	6½' Box	8' Box	5½' Box	6½' Box	
Wheelbase	4x2/4x4	122.4	141.1	145.0	163.7	145.0	156.8	
Length	4x2/4x4	209.3	227.9	231.9	250.5	231.9	243.7	
Height	4x2/4x4	75.5/76.9	75.1/76.9	75.5/77.2	75.5/77.0	75.6/77.2	75.7/77.3	
Width (excluding mirrors)	4x2/4x4	79.9	79.9	79.9	79.9	79.9	79.9	
CAPACITIES	Passenger volume (cu. ft.)	Total	64.6	64.6	116.0	116.0	131.8	131.8
	Cargo volume behind 1st row		12.1	12.1	31.6	31.6	51.9	51.9
	Fuel capacity (gal.)	std./opt.	23.0	23.0/36.0	23.0/36.0	23.0/36.0	23.0/36.0	23.0/36.0

Dimensions and capacities shown may vary due to optional features and/or production variability.

## EXTERIOR COLORS<sup>2</sup>



\*Metallic.

## INTERIOR COLORS<sup>2</sup>



<sup>1</sup>Based on Ford segmentation. <sup>2</sup>Available on select series. <sup>3</sup>Based on 2018 model year ratings. <sup>4</sup>Additional charge. <sup>5</sup>New for 2019.

# 2019 SUPER DUTY® F-250/F-350/F-450 PICKUP

Full-Size Pickups Over 8,500 lbs. GVWR Class<sup>1</sup>  
Models: XL, XLT, LARIAT, KING RANCH,<sup>®</sup> PLATINUM, LIMITED



F-350 Lariat Crew Cab. Magnetic. Available equipment.



America's truck leader again brings heavy-duty truck customers the most capable heavy-duty pickup – the 2019 Ford F-Series Super Duty. Its high-strength steel frame, high-strength, military-grade, aluminum-alloy body, powerful 6.2-liter gas or 6.7-liter Power Stroke<sup>®</sup> diesel, plus TorqShift<sup>®</sup> 6-speed transmission all carry over. Lariat Sport gets a new Appearance Package with premium painted 20-inch aluminum wheels. An available FordPass<sup>™</sup> Connect embedded 4G LTE modem is added for greater connectivity, while an available 1,000-watt, 10-speaker B&O PLAY premium audio system treats customers to top-shelf sound. In keeping with consumer trends, CD players are no longer available. *New colors: Agate Black, Silver Spruce*

## STANDARD FEATURES

4-/7-pin trailer tow connector  
Built Ford Tough<sup>®</sup> trailer hitch receiver  
Engine – 6.2L 2-valve V8 FFV (F-250, F-350)  
Engine – 6.7L Power Stroke<sup>®</sup> V8 Turbo Diesel (B20-capable) (Limited, F-450)  
Fail-Safe Engine Cooling System (gas engine)  
Front stabilizer bar  
Integrated trailer brake controller (XL DRW, XLT, LARIAT, KING RANCH, PLATINUM, LIMITED)

## STANDARD SAFETY & SECURITY

AdvanceTrac<sup>®</sup> with RSC<sup>®</sup> (Roll Stability Control<sup>™</sup>)  
Airbags – Driver and right-front-passenger front  
Airbags – Front-seat side  
Airbags – Safety Canopy<sup>®</sup> System with roll-fold side-curtain airbags  
Brakes – 4-wheel vented disc with Anti-Lock Brake System (ABS)

## AVAILABLE FEATURES

5th-wheel and gooseneck hitch kits  
110V/400W power outlet  
Adaptive Cruise Control with Collision Warning and Brake Support (LARIAT, KING RANCH, PLATINUM, LIMITED)  
Adaptive Steering (LARIAT, KING RANCH, PLATINUM, LIMITED)  
BLIS<sup>®</sup> (Blind Spot Information System) with cross-traffic alert and trailer coverage  
BoxLink<sup>™</sup> with 4 premium locking cleats  
Dual alternators (diesel engine)  
Electronic shift-on-the-fly (ESOF)  
4-Wheel-Drive System with manual locking hubs  
Engine – 6.7L Power Stroke V8 Turbo Diesel (F-250, F-350)  
Engine block heater  
FordPass<sup>™</sup> Connect  
Hill start assist

MyKey<sup>®</sup>  
Pickup box lamps  
Rear view camera  
Stationary elevated idle control (SEIC)<sup>2</sup>  
SYNC<sup>®</sup> (XLT)  
SYNC 3 (LARIAT and above)  
Transmission – TorqShift<sup>®</sup> Heavy-Duty 6-speed SelectShift<sup>®</sup> automatic (Diesel)

Passenger airbag deactivation switch (Regular Cab and SuperCab)  
SecuriLock<sup>®</sup> Passive Anti-Theft System  
SOS Post-Crash Alert System<sup>™</sup>  
Tire Pressure Monitoring System  
Trailer sway control

LED box lighting  
LED roof clearance lights  
LED headlights and taillights (LARIAT, KING RANCH, PLATINUM, LIMITED)  
LED sideview mirror spotlights  
Medium-duty battery (gas engines only)  
Mirrors – PowerScope<sup>®</sup> trailer tow  
Operator Commanded Regeneration (with diesel engine)  
Power Deployable running boards (LARIAT, KING RANCH, PLATINUM, LIMITED)  
Premium Vinyl floors (LARIAT, KING RANCH, PLATINUM, LIMITED)  
Rear CHMSL camera  
Reverse Sensing System  
SYNC 3 with voice-activated navigation  
Stowable loading ramps  
Telematics Modem

## AVAILABLE FEATURES

Tough Bed<sup>®</sup> spray-in bedliner  
Trailer brake controller with Smart Trailer Tow Connector  
Transfer case and fuel tank skid plates (4x4)

Transmission – TorqShift<sup>®</sup> Heavy-Duty 6-speed SelectShift<sup>®</sup> automatic (F-250 gas)  
Transmission – Mobile and stationary mode power takeoff (PTO) provision

Twin panel panoramic moonroof (LARIAT, KING RANCH, PLATINUM, LIMITED)  
Ultimate Trailer Tow Camera System  
Upfitter switches (6)

## AVAILABLE PACKAGES

5th-wheel/Gooseneck Trailer Tow Prep Package  
6.2L CNG/Propane Gaseous Engine Prep Package  
9,900-lb. GVWR Package (F-250)  
10,000-lb. GVWR Package (F-350 SRW)  
11,400-lb. GVWR Package (F-350 SRW)  
13,000-lb. GVWR Package

Camper Package  
F-250 High-Capacity Trailer Tow Package  
FX4 Off-Road Package  
Heavy-Service Front Suspension Package  
Heavy-Service Package for Pickup Box Delete (F-250, F-350 SRW)  
Lariat Sport Package  
Pickup Box Delete

Power Equipment Group (XL)  
Rear View Camera and Prep Kit  
Snow Plow Prep Package  
STX Appearance Package  
Tow Technology Package  
XL Value Package  
XLT Premium Package  
XLT Value Package

## TOWING<sup>4</sup>

MAX TOWING (LBS.)	F-250 SRW	F-350 SRW/F-350-DRW	F-450 DRW
Conventional	18,000	18,000/21,000	21,000
5th-wheel	18,500	21,500/27,500	27,500
Gooseneck	18,500	21,500/32,000	34,000

## ENGINES<sup>3</sup>

	6.2L 2-valve V8 FFV 12V, 650-CCA/72-amp-hr 12V, 750-CCA/78-amp-hr (not available on XL)	6.7L Power Stroke V8 Turbo Diesel Dual 12V, 750-CCA/78-amp-hr
Battery		
Alternator	157-amp	175-amp (single 175-amp or dual 175 + 157-amp) 450 @ 2,800
Horsepower (hp @ rpm)	385 @ 5,750	935 @ 1,800
Torque (lb.-ft. @ rpm)	430 @ 3,800	
Recommended fuel	Regular unleaded or E85	Ultra-Low-Sulfur Diesel or B20 (containing 20% or less biodiesel)

## DIMENSIONS & CAPACITIES<sup>3</sup>

DIMENSIONS (in.)		Regular Cab		SuperCab		Crew Cab	
		8' Box	6¾' Box	8' Box	6¾' Box	8' Box	8' Box
Wheelbase		141.6	148.0	164.2	159.8	176.0	176.0
Length		231.8	238.2	254.4	250.0	266.2	266.2
Height (F-250)	4x2/4x4	77.9/81.1	78.4/81.5	78.1/81.4	78.3/81.5	78.0/81.3	78.0/81.3
Height (F-350)	4x2/4x4						
Height (F-450)	4x2/4x4						
Width (excluding mirrors)	SRW/DRW	80.0/96.0	80.0/--	80.0/96.0	80.0/--	80.0/96.0	80.0/96.0
<b>CAPACITIES</b>							
Passenger volume (cu. ft.)	Total	64.6	116.0	116.0	131.8	131.8	131.8
Cargo volume behind 1st row		11.6	31.6	31.6	52.1	52.1	52.1
Fuel capacity (gal.)	gas/diesel	34.0/29.0	34.0/29.0	34.0/34.0	34.0/34.0	48.0/48.0	48.0/48.0
Payload <sup>4</sup> (lbs.)	4x2/4x4	7,630/7,210	4,250/4,630	7,180/6,760	4,190/4,470	6,950/6,530	6,950/6,530

Dimensions and capacities shown may vary due to optional features and/or production variability.

## EXTERIOR COLORS<sup>5</sup>



\*Metallic.

## INTERIOR COLORS<sup>5</sup>



<sup>1</sup>Based on Ford segmentation. <sup>2</sup>Final-stage manufacturer or upfitter must supply control switches. <sup>3</sup>Based on 2018 model year ratings. <sup>4</sup>Maximum capabilities shown are for properly equipped vehicles with required equipment and a 150-lb. driver. Weight of additional options, equipment, passengers and cargo must be deducted from this weight. <sup>5</sup>Available on select series. <sup>6</sup>Additional charge. <sup>7</sup>New for 2019.


# FORD VANS & WAGONS

For more information:

Dawn McKenzie  
dmcken55@ford.com  
313.268.7485



	TRANSIT CONNECT CARGO VAN	TRANSIT CONNECT PASSENGER WAGON	TRANSIT CARGO VAN	TRANSIT PASSENGER VAN
<b>Models</b>	XL, XLT	XL, XLT, Titanium	Transit 150, Transit 250, Transit 350, Transit 350 Heavy-Duty	Transit 150, Transit 350, Transit 350 Heavy-Duty
<b>Cabs/Configurations</b>	Cargo Van	Passenger Wagon, Taxi Package	Cargo Van	Passenger Van
<b>Standard Engine Horsepower</b> (hp @ rpm) <b>Torque</b> (lb.-ft. @ rpm)	2.0L GDI I-4 with Auto Start-Stop Technology 150 @ 6200 rpm 144 @ 4500 rpm	2.0L GDI I-4 with Auto Start-Stop Technology 150 @ 6200 rpm 144 @ 4500 rpm	3.7L TI-VCT V6 gas 275 @ 6,000 260 @ 4,000	3.7L TI-VCT V6 gas 275 @ 6,000 260 @ 4,000
<b>Available engines Horsepower</b> (hp @ rpm) <b>Torque</b> (lb.-ft. @ rpm)	1.5L EcoBlue® TDCi Diesel with Auto Start-Stop Technology TBD TBD	2.5L IVCT I-4 gas 169 @ 6,000 171 @ 4,500	1.5L EcoBlue TDCi Diesel with Auto Start-Stop Technology TBD TBD	2.5L IVCT I-4 gas 169 @ 6,000 171 @ 4,500
<b>Transmission</b>	8-speed SelectShift® automatic 6-speed SelectShift® automatic (available on 2.5L)	8-speed SelectShift automatic 6-speed SelectShift® automatic (available on 2.5L)	6-speed SelectShift automatic with overdrive	6-speed SelectShift automatic with overdrive
<b>Braking system</b>	4-wheel disc with Anti-Lock Brake System (ABS)	4-wheel disc with Anti-Lock Brake System (ABS)	4-wheel disc with Anti-Lock Brake System (ABS)	4-wheel disc with Anti-Lock Brake System (ABS)
<b>Airbags</b>	Driver and front-passenger front, front-seat side and Safety Canopy® System	Driver and front-passenger front, front-seat side and Safety Canopy System	Driver and front-passenger front, front-seat side and Safety Canopy System	Driver and front-passenger front, front-seat side and Safety Canopy System
<b>Seating capacity</b>	2	5-7	2	2, 5, 8, 10, 11, 12, 14, 15
<b>Max. cargo capacity</b> (cu. ft.)	Max with Front Passenger Seat Folded: 145.8 cu.-ft. Cargo Volume Behind 1st Row: 127.4 cu.-ft.	Cargo Volume Behind 1st Row with 2nd and 3rd Row Seats Folded: 60.1 cu.-ft.	277.7 (LR), 357.1 (MR), 404.3 (HR), 487.2 (HR EL)	245.1 (LR), 324.7 (MR), 371.3 (HR), 414.1 (HR EL) (behind 1st row)
<b>Fuel tank capacity</b> (gal.)	15.8	15.8	25.0	25.0
<b>Max. payload</b> (lbs.) <sup>1</sup>	1,570	1,350	4,640 <sup>2</sup>	3,520 <sup>2</sup>
<b>Max. trailer towing</b> (lbs.) <sup>1</sup>	2,000	2,000	7,500 <sup>2</sup>	5,100 <sup>2</sup>
<b>Max. GVWR</b> (lbs.) <sup>1</sup>	5,260	5,450	8,600–10,360 <sup>2</sup>	8,550–10,360 <sup>2</sup>
<b>Max. GCWR</b> (lbs.) <sup>1</sup>	6,170	6,500	13,500 <sup>2</sup>	11,200 <sup>2</sup>
<b>Wheelbase</b> (in.)	104.8 (SWB), 120.6 (LWB)	104.8 (SWB), 120.6 (LWB)	129.9 (RWB), 147.6 (LWB)	129.9 (RWB), 147.6 (LWB)
<b>Overall length</b> (in.)	174.2 (SWB), 190.0 (LWB)	174.2 (SWB), 190.0 (LWB)	219.9 (LR)/217.8 (MR) (RWB), 237.6 (LR)/235.5 (MR and HR) (LWB), 263.9 (LWB EL)	219.9 (LR)/217.8 (MR) (RWB), 237.6 (LR)/235.5 (MR and HR) (LWB), 263.9 (LWB EL)



<sup>1</sup>When properly equipped for Transit Connect; when properly configured for Transit. <sup>2</sup>2019 model year numbers shown.

# NEW 2019 TRANSIT CONNECT CARGO VAN

Small Vans Class<sup>1</sup>  
Models: XL, XLT



Transit Connect XLT Cargo Van. Silver. Available equipment.



America's best-selling compact van, Ford Transit Connect is significantly updated for 2019 to provide more technology, versatility and comfort and to help lower costs for personal and small business customers. Available in two models, a cargo van and passenger wagon, and with two wheelbase choices accommodating five, six or seven passengers, plus three trim levels – XL, XLT and Titanium – there's a Transit Connect for everyone. Major changes under the hood include an all-new powertrain and the first diesel engine available for Transit Connect. A new 2.0-liter gasoline direct injection I-4 is standard, while a new 1.5-liter EcoBlue<sup>®</sup> turbocharged direct injection diesel is available early in 2019. Both engines feature standard Auto Start-Stop and are paired with a new 8-speed SelectShift<sup>®</sup> automatic transmission. Fleet customers can opt for a 2.5-liter iVCT I-4 gas engine with CNG/LPG gaseous fuel prep package. Inside, upgraded front seating provides all-day comfort, while a standard embedded 4G LTE modem with Wi-Fi can support up to 10 devices with available wireless charge pad. A 6.5-inch floating touch screen – running SYNC<sup>®</sup> 3 with Apple CarPlay<sup>™</sup> and Android Auto<sup>™</sup> capability – is standard on XLT and Titanium trim levels and optional for XL.

Transit Connect gets a major upgrade for 2019 with new technologies and the most driver-assist features in its class. Both cargo van and passenger wagon come with standard Pre-Collision Assist with Automatic Emergency Braking, side wind stabilization and a rearview camera. Available features include Blind Spot Information System with cross-traffic alert, Lane-Keeping System and Adaptive Cruise Control. New front-end styling for bumper cover and grille gives Transit Connect a freshened appearance, while new headlights add available high-intensity discharge technology; new LED fog lamps are optional. Five new 16-inch wheel designs in either steel or aluminum are available. *New colors: Kapoor Red, Blue Metallic, Diffused Silver*

## STANDARD FEATURES

4-way adjustable steering column  
12V powerpoints (2)  
Air conditioning (manual)  
Alternator – 150-amp  
Audio – AM/FM stereo with 4 speakers and Bluetooth<sup>®</sup> capability  
Doors – 180° swing-out rear cargo  
Doors – Dual sliding side  
EcoMode and EcoCoach  
Electric power-assisted steering  
Engine – 2.0L GDI I-4 with Auto Start-Stop Technology  
Ford Pass<sup>™</sup> Connect (4G embedded modem)

Front independent MacPherson-strut suspension with stabilizer bar and rear twist-beam  
Front-wheel drive (FWD)  
Full-size spare wheel and tire  
Heavy-duty battery – 80-amp  
Power door locks with remote entry  
Power front windows with one-touch-down feature on driver's side  
Pre-Collision Assist with Pedestrian Detection  
Seats – 6-way manual driver/4-way manual front-passenger with fold-flat back  
SWB (short wheelbase) or LWB (long wheelbase)  
Transmission – 8-speed SelectShift<sup>®</sup> automatic

## STANDARD SAFETY & SECURITY

AdvanceTrac<sup>®</sup> with RSC<sup>®</sup> (Roll Stability Control<sup>™</sup>) with Side Wind Mitigation  
Airbags – Driver and front-passenger front, front-seat side, and Safety Canopy<sup>®</sup> System  
Brakes – 4-wheel disc with Anti-Lock Brake System (ABS)  
Collapsible steering column

Forward Collision Warning with Brake Support  
Rear view camera  
SecuriLock<sup>®</sup> Passive Anti-Theft System  
Tire Pressure Monitoring System (TPMS; excludes spare)

## AVAILABLE FEATURES

Adaptive cornering fog lamps  
Adaptive cruise control  
All-weather floor mats  
Autolamp automatic on/off headlamps  
BLIS<sup>®</sup> (Blind Spot Information System) with cross-traffic alert  
Body-color side moldings  
Composite bulkhead  
Cruise control  
Daytime running lamps  
Dual-zone electronic automatic temperature control  
Engine – 1.5L EcoBlue<sup>®</sup> TDCI Diesel with Auto Start-Stop Technology  
Engine – 2.0L GDI I-4 FFV with Auto Start-Stop Technology  
Engine block heater  
Forward Sensing System

HID headlamps  
Lane-Keeping System  
MyKey<sup>®</sup> Perimeter alarm  
Rear- and side-door glass options  
Rear cargo area light (LED)  
Rear liftgate with fixed glass  
Rear-window defroster  
Remote Start System  
Reverse Sensing System  
Roof-rack side rails  
Spare key fobs (2)  
SYNC<sup>®</sup> 3  
Trailer Tow Package with trailer sway control  
Wireless charging pad

## AVAILABLE PACKAGES


CNG/Propane Gaseous Engine Prep Package  
Driver-Assist Package

Smoker's Package  
Upfitter Wiring Harness

## DIMENSIONS & CAPACITIES

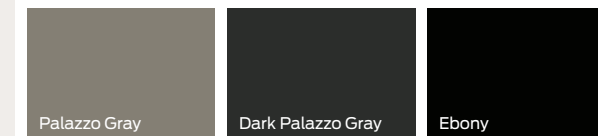
	SWB	LWB
<b>EXTERIOR</b> (in.)		
Length	174.2	190.0
Wheelbase	104.8	120.6
Width (including mirrors)	84.1	84.1
Height (excluding options)	72.0	72.0
<b>INTERIOR</b> (in.)		
<b>Front</b>		
Head room	46.9	46.9
Leg room (max.)	41.5	41.5
Hip room	54.2	54.2
Shoulder room	57.6	57.6
<b>CAPACITIES</b> (cu. ft.)		
Passenger volume	63.2	63.2
Cargo volume – Behind front seat	104.8	127.4
Max. cargo volume (with front-passenger seat folded)	123.2	145.8
Fuel capacity (gal.)	15.8	15.8
Seating	2	2
Payload (max.) (lbs.)	1,510	1,570
Curb weight (max.) (lbs.)	3,872	3,836
GVWR (max.) (lbs.)	5,240	5,260
Turning diameter (ft.) – Curb-to-curb	38.3	40.0

## EXTERIOR COLORS<sup>2</sup>



\*Metallic.

## INTERIOR COLORS<sup>2</sup>



<sup>1</sup>Based on Ford segmentation. <sup>2</sup>Available on select series.

# NEW 2019 TRANSIT CONNECT PASSENGER WAGON

Small Vans Class<sup>1</sup>  
Models: XL, XLT, Titanium



Transit Connect Titanium LWB Passenger Wagon. Kapoor Red. Available equipment.



America's best-selling compact van, Ford Transit Connect is significantly updated for 2019 to provide more technology, versatility and comfort and to help lower costs for personal and small business customers. Available in two models, a cargo van and passenger wagon, and with two wheelbase choices accommodating five, six or seven passengers, plus three trim levels – XL, XLT and Titanium – there's a Transit Connect for everyone. Major changes under the hood include an all-new powertrain and the first diesel engine available for Transit Connect. A new 2.0-liter gasoline direct injection I-4 is standard, while a new 1.5-liter EcoBlue<sup>®</sup> turbocharged direct injection diesel is available early in 2019. Both engines feature standard Auto Start-Stop and are paired with a new 8-speed Select-Shift<sup>®</sup> automatic transmission. A 6.5-inch floating touch screen – running SYNC<sup>®</sup> 3 with Apple CarPlay<sup>™</sup> and Android Auto<sup>™</sup> capability – is standard on XLT and Titanium trim levels and optional for XL. Transit Connect gets a major upgrade for 2019 with new technologies and the most driver-assist features in its class. Both cargo van and passenger wagon come with standard Pre-Collision Assist with Automatic Emergency Braking, side wind stabilization and a rearview camera. Available features include Blind Spot Information System with cross-traffic alert, Lane-Keeping System and Adaptive Cruise Control. New front-end styling for bumper cover and grille gives Transit Connect a freshened appearance, while new headlights add available high-intensity discharge technology; new LED fog lamps are optional. Five new 16-inch wheel designs in either steel or aluminum are available.

*New colors: Kapoor Red, Blue Metallic, Diffused Silver*

## STANDARD FEATURES

4-way adjustable steering column	Ford Pass <sup>™</sup> Connect (4G embedded modem)	Rear-window defroster
12V powerpoints (3)	Front independent MacPherson-strut suspension with stabilizer bar and rear twist-beam	Reverse Sensing System
Audio – AM/FM stereo with 4 speakers and Bluetooth <sup>®</sup> capability	Front-wheel drive (FWD)	Seats – 6-way manual driver/4-way manual front-passenger with fold-flat back
Dual-zone electronic automatic temperature control	Full-size spare wheel and tire	Seats – 3-passenger 60/40 split-folding 2nd-row (SWB)
EcoMode and EcoCoach	Heavy-duty battery – 80-amp	Seats – Fold-flat bucket 2nd-row (LWB)
Electric power-assisted steering	Power door locks with remote entry	Seats – 2-passenger fold-flat 3rd-row (LWB)
Engine – 2.0L GDI I-4 with Auto Start-Stop Technology	Power windows with one-touch-down feature on driver's side	SWB (short wheelbase) or LWB (long wheelbase)
Engine – 1.5L EcoBlue <sup>®</sup> TDCi Diesel with Auto Start-Stop Technology (XLT, Titanium SWB)	Pre-Collision Assist with Pedestrian Detection	Transmission – 8-speed SelectShift <sup>®</sup> automatic
	Rear liftgate with fixed glass	

## STANDARD SAFETY & SECURITY

AdvanceTrac <sup>®</sup> with RSC <sup>®</sup> (Roll Stability Control <sup>™</sup> ) with Side Wind Mitigation	Brakes – 4-wheel disc with Anti-Lock Brake System (ABS)	SecuriLock <sup>®</sup> Passive Anti-Theft System
Airbags – Driver and front-passenger front, front-seat side, and Safety Canopy <sup>®</sup> System	Collapsible steering column	Tire Pressure Monitoring System (TPMS; excludes spare)
	Forward Collision Warning with Brake Support	
	Rear view camera	

## AVAILABLE FEATURES

Active park assist	BLIS <sup>®</sup> (Blind Spot Information System) with cross-traffic alert	Engine block heater
Adaptive cornering fog lamps	Cargo net kit – Vertical	Forward Sensing System
Adaptive cruise control	Daytime running lamps	HID headlamps
All-weather floor mats	Engine – 2.0L GDI I-4 FFV with Auto Start-Stop Technology	Mid-vehicle overhead storage
Autolamp automatic on/off headlamps		MyKey <sup>®</sup>

## AVAILABLE FEATURES (CONTINUED)

Panoramic fixed-glass Vista Roof <sup>®</sup>	Seat – 6-way power, heated driver's, leather-trimmed	Telematics modem
Perimeter alarm	Seats – 2nd-row bench	Trailer Tow Package with trailer sway control
Remote Start System	Spare key fobs (2)	Wireless charging pad
Roof-rack side rails	SYNC <sup>®</sup> 3	
Roof-rail crossbars		

## AVAILABLE PACKAGES

CNG/Propane Gaseous Engine Prep Package (XL LWB)	Driver-Assist Package	Titanium Premium Package
	Smoker's Package	XLT Premium Package

## DIMENSIONS & CAPACITIES

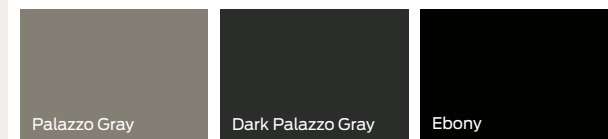
EXTERIOR (in.)	SWB	LWB
Length	174.2	190.0
Wheelbase	104.8	120.6
Width (including mirrors)	84.1	84.1
Height (excluding options)	71.6	71.6
INTERIOR (in.)		
<b>1st Row</b>		
Head room	46.9	46.9
Leg room (max.)	41.5	41.5
Hip room	54.2	54.2
Shoulder room	57.7	57.7
<b>2nd Row</b>		
Head room	45.1	45.7
Leg room	37.6	37.6
Hip room	58.3	58.3
Shoulder room	58.5	58.5
<b>3rd Row</b>		
Head room	—	41.3
Leg room	—	35.0
Hip room	—	47.0
Shoulder room	—	56.3
CAPACITIES (cu. ft.)		
Overall passenger volume	120.7	167.1
Cargo volume – Behind 1st row with rear seat(s) folded	77.6	106.0
Behind 2nd row	47.2	60.1
Behind 3rd row (in designated position)	16.3	16.3
Behind 3rd row (most forward)	24.9	24.9
Fuel capacity (gal.)	15.8	15.8
Seating	5	6, 7
Payload (max.) (lbs.)	1,140	1,350
Curb weight (max.) (lbs.)	3,872	4,167
GVWR (max.) (lbs.)	5,060	5,450
Turning diameter (ft.) – Curb-to-curb	38.3	40.0

## EXTERIOR COLORS<sup>2</sup>



\*Metallic.

## INTERIOR COLORS<sup>2</sup>



<sup>1</sup>Based on Ford segmentation. <sup>2</sup>Available on select series. <sup>3</sup>New for 2019.

# 2019 TRANSIT CARGO VAN

Full-Size Vans Class<sup>1</sup>

Models: Transit 150, Transit 250, Transit 350, Transit 350 Heavy-Duty



Transit 250 HR LWB Cargo Van. Ingot Silver. Available equipment.



America's best-selling full-size van, Ford Transit gains enhancements across the range that are designed to make the vehicle trusted by fleets, small business owners and families more capable than ever. Cargo-hauling customers will appreciate an increase in the standard rear door hinge opening angle on the 148-inch-wheelbase model, from 237 degrees to 253 degrees, while new chassis cab/cutaway running boards are now available. Rear recovery eye is now standard on both cargo van and passenger van. New high-strength laminated side glass is available for some configurations. New seating layouts are available for five-, 10-, 11- and 14-passenger vehicles. D-pillar grab handles are available for all roof heights, while new heavy-duty tray-style floor mats are also available. Fleet customers can option white steel wheels with exposed lug nuts for dual-rear-wheel vans. *All color choices carry over.*

## STANDARD FEATURES

12V powerpoints (2)  
25-gallon fuel tank capacity  
Air conditioning – Front (manual)  
Alternator – 150-amp  
Doors – 60/40 swing-out passenger-side (LR)  
Doors – Sliding passenger-side (MR and HR)  
Engine – 3.7L Ti-VCT V6 gas  
Full-size spare wheel and tire  
Halogen headlamps  
Mirrors – Power-adjustable (short-arm)

Passenger-side A-pillar grab handle  
Power door locks  
Power windows  
Rear recovery eye  
Remote Keyless Entry  
Tilt/telescoping steering column  
Transmission – 6-speed SelectShift<sup>®</sup> automatic with overdrive  
Vinyl floor covering – Front  
Wipers – Variable-intermittent

## STANDARD SAFETY & SECURITY

3-point safety belts for all seating positions  
AdvanceTrac<sup>®</sup> with RSC<sup>®</sup> (Roll Stability Control™)  
Airbags – Driver and front-passenger front, front-seat side and Safety Canopy<sup>®</sup> System with side-curtain airbags  
Brakes – 4-wheel disc with Anti-Lock Brake System (ABS)

Rear view camera (LR, MR and HR)  
Side-wind stabilization  
SOS Post-Crash Alert System™  
Tire Pressure Monitoring System (TPMS; excludes spare; SRW only)

## AVAILABLE FEATURES

3 lengths: RWB, LWB and LWB EL  
3 roof heights: LR, MR and HR<sup>2</sup>  
Alternator – Heavy-duty  
Bluetooth<sup>®</sup> radio  
D-pillar assist handles  
Doors – Dual sliding side (MR and HR)  
DRW (dual rear wheels)  
Engine – 3.2L Power Stroke<sup>®</sup> I-5 Turbo Diesel  
Engine – 3.5L EcoBoost<sup>®</sup> V6 gas

Extended-length running boards  
Heavy-duty cargo flooring  
High-capacity upfitter switches (4)  
Lane-keeping system with driver alert  
Mirrors – Power-adjustable (long-arm)  
Mirrors – Power-adjustable, heated with turn signal indicators (long-arm or short-arm)  
Mirrors – Power-folding, heated with turn signal indicators (short-arm)  
MyKey<sup>®</sup>

## AVAILABLE FEATURES (CONTINUED)

Power running board  
Programmable battery guard/enhanced cutoff relay Push-down manual parking brake  
Reverse Sensing System  
SecuriLock<sup>®</sup> Passive Anti-Theft System  
SYNC<sup>®</sup>

SYNC 3 with 6.5" color LCD capacitive touchscreen with AppLink<sup>®</sup>, 911 Assist<sup>®</sup> and 2 smart-charging USB ports  
Telematics modem  
Trailer brake controller (TBC)  
Trailer wiring provisions

Wheels – 16" styled aluminum  
Wheels – Forged-aluminum (DRW)

## AVAILABLE PACKAGES

Ambulance Prep Package  
Auxiliary Heater Prep Package  
Auxiliary Heater/AC Prep Package  
CNG/Propane Gaseous Engine Prep Package

Exterior Upgrade Package  
Heavy-Duty Scuff Plate Kit  
Heavy-Duty Trailer Tow Package  
Interior Upgrade Package

Load Area Protection Package  
Premium Package  
Scuff Plate Kit

## DIMENSIONS & CAPACITIES

Low Roof (LR)	Wheelbase (in.)	Overall Height (in.)	Overall Length (in.)	Cargo Volume (cu. ft.)
Transit 150/250/350	129.9	83.6	219.9	246.7
Transit 150/250/350	147.6	83.2	237.6	277.7
Medium Roof (MR)				
Transit 150/250/350	129.9	100.8	217.8	315.2
Transit 150/250/350	147.6	100.7	235.5	357.1
High Roof (HR)				
Transit 250/350	147.6	110.1	235.5	404.3
Transit 250 EL/350 EL	147.6	109.4	263.9	487.2
Transit 350 HD EL (DRW)	147.6	109.4	263.9	487.2

## CAPABILITIES<sup>3</sup> (lbs.)

	Max. GVWR
Transit 150 LR/MR	8,600
Transit 250 LR/MR/HR/HR EL	9,000
Transit 350 LR/MR/HR/HR EL	9,500
Transit 350 HD HR EL (DRW)	9,950/10,360

## ENGINES

3.7L Ti-VCT V6 gas  
3.5L EcoBoost V6 gas  
3.2L Power Stroke I-5 Turbo Diesel

## EXTERIOR COLORS<sup>4</sup>



\*Metallic.

## INTERIOR COLORS<sup>4</sup>



<sup>1</sup>Based on Ford segmentation. <sup>2</sup>HR not available on Transit 150. <sup>3</sup>Maximum capabilities shown are for properly configured vehicles with required equipment. <sup>4</sup>Available on select series. <sup>5</sup>Fleet only.

# 2019 TRANSIT PASSENGER VAN

Full-Size Vans Class<sup>1</sup>

Models: Transit 150 XL, Transit 150 XLT, Transit 350 XL, Transit 350 XLT, Transit 350 Heavy-Duty XL, Transit 350 Heavy-Duty XLT



Transit 350 XLT HR LWB EL Passenger Van. Ingot Silver. Available equipment.



America's best-selling full-size van, Ford Transit gains enhancements across the range that are designed to make the vehicle trusted by fleets, small business owners and families more capable than ever. Cargo-hauling customers will appreciate an increase in the standard rear door hinge opening angle on the 148-inch-wheelbase model, from 237 degrees to 253 degrees, while new chassis cab/cutaway running boards are now available. Rear recovery eye is now standard on both cargo van and passenger van. New high-strength laminated side glass is available for some configurations. New seating layouts are available for five-, 10-, 11- and 14-passenger vehicles. D-pillar grab handles are available for all roof heights, while new heavy-duty tray-style floor mats are also available. Fleet customers can option white steel wheels with exposed lug nuts for dual-rear-wheel vans. *All color choices carry over.*

## STANDARD FEATURES

12V powerpoints – 3  
25-gallon fuel tank capacity  
Air conditioning – Front and rear (manual)  
Alternator – 150-amp  
Doors – 60/40 swing-out passenger-side (LR)  
Doors – Sliding passenger-side (MR and HR)  
Engine – 3.7L Ti-VCT V6 gas  
Full-size spare wheel and tire  
Halogen headlamps  
Headliner – Cloth, full-length

Mirrors – Power-adjustable (short-arm)  
Passenger-side A-pillar grab handle  
Power door locks  
Power windows  
Remote Keyless Entry System  
Solar-tinted windows (all around)  
Tilt/telescoping steering column  
Transmission – 6-speed SelectShift® automatic with overdrive

## STANDARD SAFETY & SECURITY

3-point safety belts for all seating positions  
AdvanceTrac® with RSC® (Roll Stability Control™)  
Airbags – Driver and front-passenger front, front-seat side and Safety Canopy® System with side-curtain airbags  
Brakes – 4-wheel disc with Anti-Lock Brake System (ABS)

Rear view camera  
Side-wind stabilization  
SOS Post-Crash Alert System™  
Tire Pressure Monitoring System (TPMS; excludes spare; SRW only)

## AVAILABLE FEATURES

3 lengths: RWB, LWB and LWB EL  
3 roof heights: LR, MR and HR<sup>2</sup>  
Additional keys – 2 (4 total)  
Alternator – Heavy-duty  
Auto headlamps (XLT)  
Bluetooth® radio  
Cruise control (standard on XLT)  
Doors – Sliding passenger-side (LR)  
DRW (dual rear wheels)  
Engine – 3.2L Power Stroke® I-5 Turbo Diesel  
Engine – 3.5L EcoBoost® V6 gas

Engine block heater  
Extended-length running board  
Heated front seats  
High-capacity upfitter switches (4)  
Integrated trailer brake controller (TBC)  
Lane-keeping alert  
Message center – Level 1  
Mirrors – Power-adjustable (long-arm)  
Mirrors – Power-adjustable, heated with turn signal indicators (long-arm or short-arm)  
Mirrors – Power-folding, heated with turn signal indicators (short-arm)

## AVAILABLE FEATURES (CONTINUED)

MyKey®  
Power running board  
Privacy glass  
Programmable battery guard/enhanced cutoff relay  
Push-down manual parking brake  
Reverse Sensing System  
SecuriLock® Passive Anti-Theft System

SYNC®  
SYNC 3 with 6.5" color LCD capacitive touchscreen with AppLink®, 911 Assist® and 2 smart-charging USB ports  
Telematics modem  
Trailer wiring provisions  
Wheels – 16" easy-to-clean styled aluminum  
Wheels – Forged-alloy (DRW)

## AVAILABLE PACKAGES

Auxiliary Heater/AC Prep Package  
Auxiliary Heater Prep Package  
Builder's Prep Package  
CNG/Propane Gaseous Engine Prep Package

Heavy-Duty Trailer Tow Package  
RV Prep Package

## DIMENSIONS & CAPACITIES

Low Roof (LR)	Wheelbase (in.)	Overall Height (in.)	Overall Length (in.)	Seating
Transit 150	129.9	82.2	219.9	2/8/10/11
Transit 350	147.6	82.4	237.6	2/8/10/11/12/14/15
Medium Roof (MR)				
Transit 150	129.9	98.7	217.8	2/5/8/10/11/12/14/15
Transit 350	147.6	99.2	235.5	2/5/8/10/11/12/14/15
High Roof (HR)				
Transit 350	147.6	108.6	235.5	2/8/10/11/12/14/15
Transit 350 HD EL (DRW)	147.6	107.7	263.9	2/15

## CAPABILITIES<sup>3</sup> (lbs.)

	Max. GVWR
Transit 150 LR/MR	8,550
Transit 350 LR	9,250
Transit 350 MR/HR	9,400
Transit 350 HD HR EL (DRW)	10,360

## ENGINES

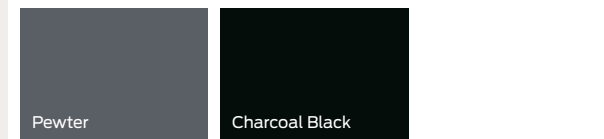
3.7L Ti-VCT V6 gas  
3.5L EcoBoost V6 gas  
3.2L Power Stroke I-5 Turbo Diesel

## EXTERIOR COLORS<sup>4</sup>



\*Metallic.

## INTERIOR COLORS<sup>4</sup>



<sup>1</sup>Based on Ford segmentation. <sup>2</sup>HR not available on Transit 150. <sup>3</sup>Maximum capabilities shown are for properly configured vehicles with required equipment. <sup>4</sup>Available on select series.