



**JEEP  
WRANGLER**  
On Road

# CRUISING.

You might make some clever assumptions about Wrangler. About how it can never be comfortable on road. Can never ride smoothly. Can never provide the creature comforts you want. Or the passenger/cargo carrying versatility you need.

Of course, you'd be wrong. In fact, Wrangler will begin to reveal its on-road character to you as you find yourself cruising the boulevard. Lights on. Sift top up. Headin' downtown, you and Jeep Wrangler never felt more at home. Certainly not what you'd expect. The reasons why were never more clear.

## 2WD/4WD PERFORMANCE.

First, Jeep's Command-Trac system lets you shift on-the-fly conveniently from 4-wheel drive to the economy of 2-wheel drive. And back to 4-wheel drive again, if road conditions warrant.

Next, a standard 2.5 litre 4-cylinder engine with electronic fuel injection delivers high performance (117 horsepower @ 5,000 rpm) and fuel economy\*. It's teamed with a standard 5-speed manual

\*18 EPA CITY EST. MPG, 20 HWY EST. with standard 2.5 litre 4-cylinder engine and 5-speed manual overdrive transmission.


transmission with overdrive for maximum highway efficiency. Optional 4.2 litre I-6 and 3-speed automatic transmission are available. (Feel the power to cruise.)

## RIDE-TUNED SUSPENSION.

It's what you *don't* feel that tells you about Wrangler's true character.

Like a jolt as you pass over bumps or the harsh ride of a too-stiff suspension.

Much of Wrangler's suspension philosophy was generated by our work on the highly successful Jeep Cherokee and Wagoneer models. Multi-leaf springs mounted to a solid axle minimize vehicle pitch. Front and rear track bars accurately control the axle position to ensure a crisp driving feel for all types of road conditions. A large front stabilizer bar helps control body movement and



provide smoother steering characteristics. Standard dual-action shock absorbers smooth the ride as they help keep control of the road in your hands.

## ROAD HANDLING.


Road control is the idea behind Wrangler's standard full-size 15" x 7" wheels and



*Optional 15" x 7" wheels (widest in the class) and Goodyear Wrangler® radial tires.*

Goodyear Wrangler® all-terrain steel-belted radial tires. Power brakes are standard, too, with front discs and rear drums featuring a proportioning valve mechanism to balance braking according to the load you're carrying. All for smoother, more secure stops.





### NEW SOFT TOP.

Yet, for all the hardware that makes Wrangler a street-legal dream, we have a little software to offer: Wrangler's newly-designed standard soft top. It incorporates a sophisticated system of refinements. Adjustable snaps fit snugly around side rails and soft upper/hard lower half-doors. Velcro fasteners help seal out dust, wind, and road noise. Side and rear windows zipper in and out with ease. In fact, the only thing easier than putting on the top, is popping it back off again. When you're ready. As you find yourself cruising the boulevard. Lights on. Soft top up. Headin' downtown...

*Jeep Wrangler shown with Sport Decor Package, including hood and lower bodyside striping and Goodyear Wrangler® all-terrain, steel belted radial tires with outline white letters.*

# CONTROL.

Refined instrumentation. Electronics. Audio advancement. Careful seat placement. Environment on command. Where *you* control the action. Welcome inside Jeep Wrangler.

## INSTRUMENTS.

Dominant among Wrangler's interior refinements is a full-

length instrument panel. Recessed gauges are easy to read. Full instrumentation keeps you well-informed of speed, rpm's, engine coolant temperature, oil pressure, volts, fuel level, time, and trip miles. Fingertip controls let you adjust the inside temperature and sound levels with ease. A handy glovebox holds the essentials.

## ENVIRONMENT.

Included as part of the panel design are integrated defroster ducts and heat outlets. You'll soon find Wrangler's large heater core pumps all you'll need to keep people warm. And windows clear. Wrangler's advanced windshield washer system offers dual fluidic washer



*High-back front bucket vinyl seats, standard on Laredo.*

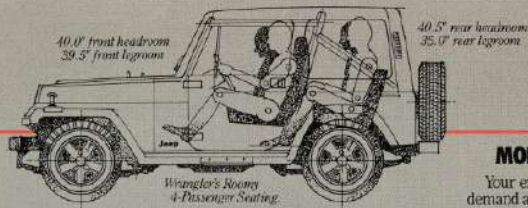


*Rear fold-and-tumble seat with room for two adults.*

nozzles. Two-speed electric wipers sweep through a full 165° path. And a standard

tinted windshield helps control glare, dare we say, automatically.





**SEATING.**

Wrangler's standard front bucket seats provide high-back support and have been carefully positioned for optimum driver and passenger

comfort. The rear fold-and-tumble seat offers exceptional headroom and legroom for two adults. Durable Jeep Denim grain vinyl upholstery keeps its good-looking appearance.

**MORE CHOICES.**

Your expectations may demand a higher level of personal control and comfort.

Among those items available as options on Wrangler (and standard with Laredo) are: center console, leather-wrapped steering wheel, dual outside mirrors, front and

rear carpeting, extra-quiet insulation (with hard top), and Convenience Group (including courtesy light, glove box lock, engine compartment light, and intermittent wipers).

Other Wrangler options available include: 3-speed automatic transmission, power steering, tilt steering wheel, cruise control, rear

defroster (hard top), and electronically-tuned AM/FM cassette stereo radio.



*Optional cruise control.*



**ACCESS.**

---





Examine all the ins-and-outs of Wrangler's flexible design and you'll discover a world of endless possibilities.

### NEW HARD TOP.

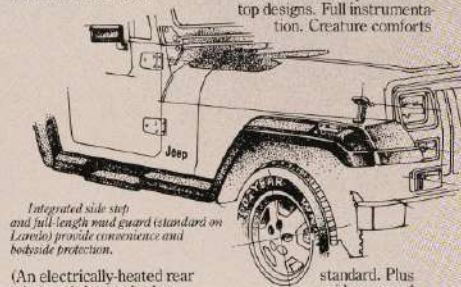
The centerpiece of this easy-access design is the durable new hard top, available as an option on Wrangler and standard with the Laredo Package. Side and rear windows with flush-fitting tinted glass have large openings to give you the big picture. Dual outside mirrors provide the view from behind. Even the airflow inside is enhanced by styled side vents. Tight fitting full doors open easily to reveal something special:

*Jeep Wrangler Laredo includes standard hard top, full doors, side and rear deep tinted glass windows, tinted glass liftgate, chrome alloy tailgate, dual outside mirrors, side step, full-length mud guard, chrome rear bumperettes, 17" x 7" aluminum sport wheels, and Goodyear Wrangler® all-terrain, steel-belted radial tires with outline white letters (and matching full-size spare).*

convenient side steps to support your every move. Fully integrated with the front fender flares, they function as mud guards and combine with rear fender flares to protect you and Wrangler from road debris.

### PRACTICAL REAR DESIGN.

Convenience by design applies to the rear as well. A handy liftgate with flush tinted glass lets you store items easily behind the fold-and-tumble rear seat.



*Integrated side step and full-length mud guard (standard on Laredo) provide convenience and bodyside protection.*

(An electrically-heated rear window defroster is also available.) The spare tire carrier is mounted outside the tailgate to preserve precious cargo area. In fact, Wrangler's new vertically-hinged tailgate swings out to allow you clear access to 43.2 cubic feet of cargo space...or the maximum capacity of 53.2 cubic feet with the rear seat removed. The tailgate also includes an integrated "hold-open" feature to keep your hands free, and a locking latch to keep security in your hands. Even the spare wheel locks for an extra measure of protection (standard on Laredo).

### UNDER THE HOOD.

Smart design means one more thing.

Should you ever need it, the bottle-style jack has been carefully positioned under the front hood, handy to get at, yet out of the way. A final touch we thought you'd like to know about:

2WD/4WD performance.

The power to cruise with efficiency. An advanced suspension system tuned for both off- and on-road conditions. New soft top and hard top designs. Full instrumentation. Creature comforts

standard. Plus a wide range of options. Flexible design inside and out. Hardly the stuff down 'n' dirty off-road machines are made of. But please, one favor. Don't tell the folks driving Wrangler off road about its behavior on road. They don't want to know. And they probably wouldn't believe you anyway.

# OPTIONAL.

	1	2
<b>1 BASE 2 LAREDO</b>		
<b>OPTIONS AND ACCESSORIES</b>		<b>1 2</b>
<b>COMFORT AND CONVENIENCE</b>		
<b>AIR CONDITIONING SYSTEM</b> Heavy-duty cooling (requires power steering and carpeting; 6-cylinder only)	X	X
<b>BOOBYSH SEATS</b> Integrated with full-leather optional gauntlets	X	S
<b>CARPETING</b> Removable, front and rear	X	S
<b>CENTER CONSOLE</b>	X	S
<b>CONVENIENCE GROUP</b> Courtesy lights with door switches, engine compartment light, intermittent wipers, glove box lock	X	S
<b>INSULATION PACKAGE</b> Extra-quiet third top	X	S
<b>FLOOR MATS</b> (4) Requires floor carpeting	X	S
<b>STEERING WHEEL</b> Leather-wrapped	X	S
<b>APPEARANCE</b>		
<b>DEEP-TINTED GLASS</b> Gray-tone or bronze-tone, rear quarter windows only (hard top)	X	S
<b>HARD TOP</b> With hard doors	X	S
<b>METALLIC PAINT</b>	X	X
<b>SPORT DECOR GROUP</b> AM, FM monaural radio, special stripes on hood and lower body-side in silver or tan, P215/70R15 cut-in, white letter steel-belted radial tires, conventional spare tire with lock, convenience group	X	—
<b>WHEELS</b> 15" x 7" sport aluminum (S)	X	S
<b>AUDIO</b>		
<b>AM/FM MONAURAL RADIO</b> (2 speakers)	X	S
<b>AM/FM STEREO RADIO</b> Electronically-tuned (2 speakers)	X	X
<b>AM/FM CASSETTE STEREO RADIO</b> Electronically-tuned (2 speakers)	X	X
<b>FUNCTIONAL</b>		
<b>BUMPER ACCESSORY PACKAGE</b> Front bumper, custom nose and front tow hooks	X	S
<b>COLD CLIMATE GROUP</b> Heavy-duty battery and alternator, engine block heater	X	X
<b>CRUISE CONTROL</b> (Requires 6-cyl., auto. trans. and tilt steering wheel)	X	X
<b>DRAW BAR</b>	X	X
<b>DEFROSTER</b> Rear window (requires hard top)	X	X
<b>ENGINE</b> 2.5 Liter 4-cyl., with electronic fuel injection	S	S
<b>ENGINE</b> 4.2 Liter 6-cyl., 2V carburetor	X	X
<b>HALOGEN FOG LAMPS</b>	X	X
<b>HEAVY-DUTY ALTERNATOR</b> (28-amp)	X	X
<b>HEAVY-DUTY BATTERY</b> (66-432 Cold Crank Amps)	X	X
<b>HEAVY-DUTY COOLING</b> (6-Cylinder only)	X	X
<b>MIRROR</b> Outside passenger rearview (included with hard top)	X	S
<b>OFF-ROAD PACKAGE</b> High-pressure gas shocks (front & rear), P225/75R15 Goodyear Wrangler® outline white letter steel-belted radial tires	X	X
<b>POWER STEERING</b>	X	X
<b>REAR TRAC-LOK DIFFERENTIAL</b> (Requires conventional spare tire)	X	X
<b>TILT STEERING WHEEL</b> (Includes intermittent wipers)	X	X
<b>TIRES</b> P215/70R15 Goodyear Wrangler® outline white letter steel-belted radial (S)	X	S
<b>TIRES</b> P225/75R15 Goodyear Wrangler® outline white letter steel-belted radial (S)	X	X
<b>CONVENTIONAL FULL-SIZE SPARE</b> w/ Matching 5th wheel (replaces compact limited-duty spare)	X	S
<b>TRANSMISSION</b> 5-Speed manual overdrive floor shift with "shift-on-the-fly" Command-Trac	X	S
<b>TRANSMISSION</b> 3-Speed automatic column-shift with "shift-on-the-fly" Command-Trac (6-cyl. only)	X	X
<b>20-GALLON FUEL TANK</b> With extended range (replaces standard tank)	X	X
<b>S</b> Standard <b>X</b> Optional <b>—</b> Not Available		

Some of the Jeep vehicles shown and described in this literature have optional equipment. Certain equipment items and features may not be available for all models.

## MECHANICAL

<b>AXLE</b>	Front: Dana model 30 semi-floating with shaft disconnect system, Command-Trac, standard axle ratio w/4-cyl. 4.11:1 Rear: Dana model 35C semi-floating standard axle ratio w/4-cyl. 4.11:1
<b>BRAKES</b>	Front: Disc type, vented cast iron rotor, w/power assist; 11.02 in. diameter rotor Rear: Drum type (integral drum), w/power assist; 9.94 x 1.77 in. lining
<b>CLUTCH</b>	9.1 diameter disc w/hydraulic actuation (4-cyl.) 10.5 diameter disc w/hydraulic actuation (6-cyl.)
<b>ENGINE</b>	Standard: 2.5 liter (150 cu. in.) I-4 OHV 9.2:1 compression ratio electronic fuel injection Optional: 4.2 liter (258 cu. in.) I-6 OHV 9.2:1 compression ratio
<b>FUEL TANK</b>	Standard: 18-gallon capacity Optional: 20-gallon extended range
<b>GROSS VEHICLE WEIGHT</b>	EPA class: 3900 lbs. Maximum: 4150 lbs.
<b>SPRINGS/SUSPENSIONS</b>	Front: Hotchkiss type—multi-leaf, mounted below axle-rate at wheel 113 lb. in., stabilizer bar, steering damper and track bar, standard Rear: Hotchkiss type—multi-leaf, mounted below axle-rate at wheel 128 lb. in., track bar standard
<b>STEERING</b>	Standard: Manual recirculating ball, 24:1 ratio Optional: Variable ratio power assist, 14:1 ratio
<b>TRANSFER CASE</b>	3-speed NP 231 manual, with "shift-on-the-fly" capability, includes low range 2.72:1
<b>TRANSMISSION</b>	Standard: Full synchromesh 3-speed manual floor shift Optional: 3-speed automatic column shift (w/4.2 liter engine only)
<b>WHEELS</b>	Standard Wrangler base (4) 15" x 7", 5-bolt white painted styled spoker Standard Wrangler Laredo (S) 15" x 7", 5-bolt sport aluminum

## TRIM

<b>BASE</b>	Jeep Denim Vinyl Seats (Standard); Front and Rear Carpeting (Optional)
<b>LAREDO</b>	Buffalo Grain Vinyl Seats and Front/Rear Carpeting Standard
<b>COLORS</b>	Black; Honey

## TOPS

<b>SOFT TOP</b>	Standard Base Wrangler
<b>HARD TOP</b>	Standard Wrangler Laredo; Optional Base Wrangler
<b>COLORS</b>	Black; White; Honey

## STRIPE COLORS

<b>BASE</b>	(With optional Sport Deicer Group) Silver; Jim
<b>LAREDO</b>	Silver; Erosen

## EXTERIOR COLORS

<b>BASE WRANGLER</b>	Olympic White; Classic Black; Beige; Colorado Red; Sun Yellow; Mint Silver Metallic*; Medium Blue Metallic*; Dark Blue Metallic*; Autumn Brown Metallic*; Mexico Brown Metallic*; Garnet Metallic*
<b>WRANGLER LAREDO</b>	Olympic White; Classic Black; Mint Silver Metallic*; Mocha Brown Metallic*; Garnet Metallic* *Extra cost

SEE YOUR JEEP DEALER FOR COLOR AND TRIM SELECTION AVAILABILITY AND RESTRICTIONS

## GENUINE JEEP PARTS AND ACCESSORIES

In addition to a complete selection of popular optional equipment, your Jeep dealer also offers a full range of factory approved Genuine Jeep replacement parts and accessories. Items such as winches, brushguards, snow flows, storage kits, saddlebags, and ski carriers. They're designed and engineered to demanding factory specifications to assure they will fit correctly, function properly and give long-lasting satisfaction. Always insist on Genuine Jeep Parts and accessories from the Jeep Store® at your authorized dealer.

## SERVICE SECURITY PLAN

The only service contract backed by American Motors Sales Corporation, offers long-term repair expense protection to buyers of new Jeep vehicles.

A Service Security Plan will provide extended repair expense protection on major components, car rental assistance, trip interruption protection, roadside service and much more.

Four Service Security Plans are available for your new Jeep. From a 3-year/60,000-mile standard plan, to a 5-year/100,000-mile deluxe plan.

These plans are easy to purchase. Ask your dealer for details.

## JEEP VEHICLE WARRANTIES AND INFORMATION

All Jeep vehicles are covered by the New Jeep Vehicle Limited Warranty that provides for 12 months/100,000 miles of coverage on all components except tires, which are covered under a separate tire manufacturer's warranty.

Following expiration of this base warranty, and subject to a \$100 deductible, the Jeep Extended Powertrain Protection Limited Warranty covers a number of specified engine, transmission, transfer case and front- or rear-wheel drive components for an additional 12 months or 12,000 miles, whichever comes first.

For additional information on warranty coverage and exclusions, check with your local Jeep dealer.

This folder does not constitute an offer or commitment to sell. Products that product improvements may be made at any time, specifications and other data are subject to change without notice.

Jeep vehicles incorporate thousands of different components produced by Jeep Corporation, affiliated companies and various independent suppliers. From time to time during the manufacturing process, it may be necessary to produce Jeep vehicles with different components or differently sourced components than initially scheduled. All components must meet the standards of Jeep Corporation and will provide the performance expected from Jeep vehicles. Jeep vehicles meet or exceed all applicable Federal Motor Vehicle Safety Standards at the time of manufacture.

JEEP WRANGLER, LAREDO, COMMAND TRAC and the Jeep Wrangler radiator grille design are trademarks of Jeep Corporation. In Canada, American Motors (Canada) Inc. is a licensed user. In Puerto Rico and U.S. Virgin Islands, American Motors Pan American Corporation is a licensed user.

LITHO IN USA 2/86  
FORM NO. 31-5424-835 (7-01)



# STANDARD.

## JEEP WRANGLER DATA

(Inches) unless otherwise specified

### EXTERIOR

<b>OVERALL LENGTH</b>	152.0
<b>WHEELBASE</b>	93.4
<b>OVERALL WIDTH</b> (At wheelip extensions)	66.0
<b>HEIGHT</b> - Open body	68.3
- Soft top	72.0
- Hard top	66.9
<b>TREAD</b> Front/Rear	58.0/58.0
<b>OVERHANG</b> Front/Rear	25.5/34.7
<b>GROUND CLEARANCE</b>	
- Angle of approach	32.4°
- Angle of departure	30.5°
- Ramp breakover angle	24.6°
- Rear axle to ground	8.2
- Minimum running ground clearance	9.5
<b>TURNING DIAMETER</b> Curb to curb (ft.)	33.7

### INTERIOR

<b>HEAD ROOM</b> Front	
- Driver/Passenger (soft top)	41.4/41.0
- Driver/Passenger (hard top)	40.2/40.0
<b>HEAD ROOM</b> Rear soft top/hard top	41.0/40.5
<b>LEG ROOM</b> Front/Rear	29.5/35.0
<b>HIP ROOM</b> Front/Rear	53.1/36.0
<b>SHOULDER ROOM</b> Front/Rear	53.1/36.0
<b>CARGO VOLUME</b> (cubic feet)	
Rear seat removed	53.4
Rear cargo area	12.6
Rear seat folded	45.2

Vehicles illustrated in this brochure may vary slightly from actual production models. Consult your Jeep dealer for recent changes.



## 1 BASE 2 LAREDO

### INTERIOR

<b>CARPETING</b> Front and rear	1 2
<b>CENTER CONSOLE</b>	— 5
<b>CIGAR LIGHTER</b> and sockets	— 5
<b>DOOR TRIM</b> Special panels with carpeted lower portion and trap pocket	— 5
<b>EXTRA QUIET INSULATION</b>	— 5
<b>FLOOR COVERING</b> Mini-carpet mat, front	— 5
<b>FLOOR COVERING</b> Protection mats (4)	— 5
<b>GAUGES</b> Oil, voltmeter, engine coolant temperature, fuel, clock, tachometer, speedometer	— 5
<b>INDICATOR LIGHTS</b> High-beam, seat belts, 4WD, turn signals, brake warning	— 5
<b>MIRROR</b> 8.5" Day/night rear view	— 5
<b>PADDLED INSTRUMENT PANEL AND SUN VISORS</b>	— 5
<b>PADDLED ROLL BAR WITH SIDE BARS</b>	— 5
<b>PASSENGER ASSIST BAR</b>	— 5
<b>SEATS</b> High-back buckets, front	— 5
<b>SEATS</b> Fold and tumble, rear	— 5
<b>STEERING WHEEL</b> Soft-feel sport	— 5
<b>STEERING WHEEL</b> Leather-wrapped	— 5

### EXTERIOR

<b>BUMPER</b> Front, painted black	— 5
<b>BUMPER</b> Front, chrome with bumper extensions and tow hooks	— 5
<b>BUMPERETTES</b> Rear, painted black	— 5
<b>BUMPERETTES</b> Rear, chrome	— 5
<b>FENDER FLARES</b> With 1/2 length mud guards	— 5
<b>FENDER FLARES</b> Color-keyed, full mud guards with integrated side steps	— 5
<b>FRAME OVERLAY</b> Front	— 5
<b>GRILLE PANEL AND HEADLAMP BEZELS</b> Chrome	— 5
<b>LIGHTS</b> Headlamp (halogen), parking, tail and stop, backup, directional, side safety markers and 4-way hazard flashers	— 5
<b>MIRROR</b> Outside driver	— 5

<b>MIRROR</b> Dual, outside	1 2
<b>SPECIAL STRIPING</b> 2-Tone, silver or 2-Tone brown, including hood decal	— 5
<b>TAILGATE</b> Swing-away design with integrated spare tire mounting	— 5
<b>TOP</b> Soft top with half doors, (or upper soft doors, removable windows)	— 5
<b>TOP</b> Hard top with full doors, includes deep-tinted quarter window glass, wiper wane or bronze-tone	— 5
<b>WINDSHIELD</b> Tinted	— 5

### FUNCTIONAL

<b>BRAKES</b> Service, power disc, front; drum rear	— 5
<b>BRAKES, PARKING</b> Foot lever actuated, operates on rear wheels	— 5
<b>CONVENIENCE GROUP</b> Courtesy lights with door switches, engine compartment light, intermittent wipers, glove box lock	— 5
<b>ENGINE</b> (See specifications section)	— 5
<b>FUEL TANK SKID PLATE</b>	— 5
<b>HEATER AND DEFROSTER</b>	— 5
<b>HIGH ENERGY IGNITION</b>	— 5
<b>RADIO</b> AM, FM, monaural	— 5
<b>SPARE WHEEL LOCK</b>	— 5
<b>STABILIZER BAR</b> and steering damper, front	— 5
<b>STEERING COLUMN</b> Energy absorbing w/anti theft ignition	— 5
<b>TIRES</b> P215/75R15 Goodyear Wrangler® black steel-belted radial (4)	— 5
<b>TIRES</b> P215/75R15 Goodyear Wrangler® OWL steel-belted radial (5)	— 5
<b>TOOLS</b> Jack (bottle type), combined wheel wrench and jack handle, under hood	— 5
<b>TRACK BARS</b> Front and rear	— 5
<b>TRANSFER CASE</b> 2-Speed manual, with 2.72:1 low range	— 5
<b>TRANSMISSION</b> (See specifications section)	— 5
<b>WASHERS</b> Electric w/2-speed wipers (column mounted controls)	— 5
<b>WASHERS</b> Electric w/wipers/rainfall wipers	— 5
<b>WHEELS</b> (See specifications section)	— 5
<b>WHEELHOUSE LINER</b> Rear	— 5
<b>UNDER BODY</b> Protective spray coating	— 5

5 Standard — Not available as a standard feature

This catalog contains information that is correct at time of printing, however, Jeep Corporation reserves the right to discontinue or change specifications, models, equipment or prices at any time without incurring obligation. Like other utility vehicles, this vehicle handles and maneuvers differently from many passenger cars. In order that this vehicle be driven safely and correctly, please read the driving guidelines in the owner's manual. Wear seat belts at all times—don't drink and drive. See the owner's manual for important information regarding proper operation of this vehicle.

**FREEDOM.**

---



"Let's go."

It was to fulfill this urge, this personal declaration of independence, for which Jeep Wrangler was created. Freedom to go wherever, whenever. Bringing someone, something or nothing



Wrangler's fold-and-tumble rear seat offers increased cargo capacity. Up to 53.4 cubic feet (with seat removed).

else along at all. Its form fully functional.

A classic Jeep open-air design.

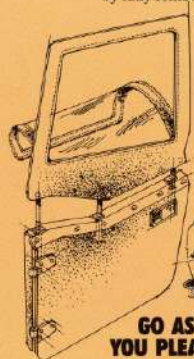
### INSIDE MOVES.

Wrangler's interior design makes perfect sense for this

sense of adventure.

Two high-back front bucket seats covered with rugged Jeep Denim grain vinyl. Matching two-place rear seat with more rear passenger legroom than either Mitsubishi Montero or Toyota 4-Runner. A rear seat fold-and-tumble feature that provides instant space for hauling your gear around. Or by fully removing the rear

seat, you get the maximum use from 53.4 cubic feet of cargo capacity.\* With Wrangler the smart moves are all yours.



### GO AS YOU PLEASE.

Removable soft upper half-doors (with zip-down windows) attach securely to hard half-doors.

Choice is another distinctly American freedom.

And choice lets you do what the off road demands you must do: "Be prepared." Wrangler offers you the flexibility to prepare for travel as conditions or your mood warrant. Standard hard half-doors (see below) with a removable soft upper half can be quickly

installed to provide a first line of defense against side splashing. The standard soft top can be added to keep off the harshest sun while keeping the breezes and fun flowing freely. But when you really need it, the soft upper half-doors install easily, and side and rear windows zipper conveniently into place to keep you free of the wet and frozen.

### OFF-ROAD EQUIPMENT.

Designed to accommodate this flexible system is Wrangler's standard roll bar.



Zip in, zip out side and rear windows combine with standard soft top to protect against the elements.

It is fully integrated, with side bars and padding for extra protection. A standard tinted glass windshield helps fight glare. And to brighten your way are optional bumper-mounted halogen fog lamps and auxiliary light bar with off-road lights (a Genuine Jeep Accessory available from your Jeep dealer).

Wrangler's classic open-air design incorporates standard padded roll bar and side bars.

\*According to EPA volume index.



# STRENGTH.

There are two measures of a vehicle's strength.

First, how it stands up under the stress of its own active weight, freight and

speed. Second, its ability to withstand the damaging effects of time and environment. Wrangler gets high marks on both counts.





### ADVANCED FRAME DESIGN.

As Jeep engineers developed the design for Wrangler's frame assembly, they insisted it meet two vital criteria: 1) to keep the vehicle lightweight for agility and efficiency; and 2) to avoid sacrificing its durability in off-road situations.

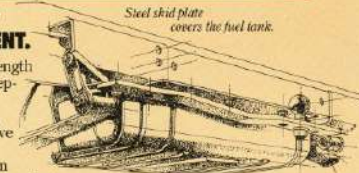
The result came from making use of rectangular-shaped tube side rails, rather than the 3-sided "C" channels used by many domestic manufacturers on their smaller pickups. And because it distributes stress more uniformly, this tubular design was judged better-suited for off-roading than traditional ladder-type frames.

In fact, Jeep engineers designed Wrangler for strong off-road performance. Everything from reinforced body mounts and integral front bumper to protective skid plates for both the transfer case and fuel tank.

### BODY TREATMENT.

Part of this strength is Wrangler's exceptional protection against corrosion.


There's extensive use of two-sided galvanized steel on exterior panels throughout the vehicle. All body surfaces receive a multi-part treatment of cleaning (in a phosphate bath), priming and sealing prior to the application of paint. Body components such as hood, windshield frame, front fenders, doors, and tailgate are fully immersed in a dip tank which electrostatically binds the primer coat directly to the sheet



metal. After assembly, the full underbody is sprayed with an added layer of protection. A final color coat of enamel leaves Wrangler with a rich, hard-nosed finish.

### PROTECTION THROUGHOUT.

Wrangler's fight against corrosion even extends to the selection of plastic liners for the rear wheelhouse to resist water entry into body seams. To high-grade finishes on all fasteners and latches. To anti-corrosive paint on bumpers and exposed brackets. And to significant protection for major systems like suspension, steering and brakes. In fact, we've applied the same rigid specifications regarding corrosion protection as used on our award-winning Cherokee and Wagoneer models (and if you've seen them, you'll appreciate what that means).



# MOTION.

You've made the choice. To travel a world where the shortest path between two points is not necessarily a straight line.


A world far away from the conventions of the roadway.

And it is from this world that Wrangler has inherited the Jeep legend...and everything it takes to find that path, almost instinctively.

## 4-WHEELIN'

Wrangler's off-road credentials start with Command-Trac, Jeep's part-time 4-wheel drive system. Its synchronized transfer case allows on-the-fly shifting

between 2-wheel and 4-wheel drive operation. Just engage the classic floor shifter and you're 4-wheelin' without fuss.



Jeep's Command-Trac 4-wheel drive system lets you shift on-the-fly between 2WD and 4WD at any speed.

## WHEELS, TIRES & SUSPENSION.

Wrangler takes the power to move you and applies it to full-size 15"x7" wheels—widest standard wheels in its class.

For the serious enthusiast, Wrangler offers an optional Off-Road Package. This includes the extra grip of P225/75R15 Goodyear Wrangler® tires as well as high-pressure gas charged shock absorbers. The high-pressure gas fights both foaming and overheating of the shock's viscous fluid, adding to vehicle ride and stability as well as to the longevity of the shocks themselves.

## POWER.

Wrangler gives you a choice of powertrains. There's the standard 2.5 litre 4-cylinder with electronic fuel injection matched to a five-speed manual overdrive transmission. Or you can select an optional 4.2 litre I-6 with the highest torque rating in its class. Up to 210 ft. lbs. at only 2000 rpm! Team up the I-6 with the standard 5-speed or, if you prefer, an optional 3-speed automatic transmission.



Off-Road Package includes high-pressure gas shock absorbers and P225/75R15 Goodyear Wrangler® OWL tires.

## THE LONG RUN.

Key to the off-road challenge is to keep from getting hung up on obstacles along the way. Wrangler provides excellent ground clearance due to its high placement of differential and transfer case.

Wrangler also helps keep you from running low on fuel. With an optional 20-gallon fuel tank (15 gallons are standard), Wrangler gives you

Wrangler provides excellent ground clearance to step over obstacles and keep you 4-wheelin' off-road.

a potential range of 400 miles\* and the chance to push the adventure a little farther, a little longer, until you've found the path you're after.

\*Based on fuel figures of 18 EPA CITY EST MPG, 20 HWY EST with standard 2.5 litre engine and 5-speed manual transmission.



The five-speed manual overdrive transmission and Command-Trac transfer case work hand-in-hand.







**JEEP  
WRANGLER**  
*Off Road*