


# NISSAN TRUCKS




**Nissan left the beaten path** in search of a fresh, new concept in design and returned with the first totally new truck line in 25 years. We call them "the Hardbodies." And they've got more brawn and less fat than any other Nissan Truck in history. There are 15 models to choose from, including a Heavy Duty Long Bed and a Cab & Chassis model. And whether 4x4 or 4x2, for work or play, each one offers you the largest cargo volume of any leading compact truck. Plus all the benefits of a revolutionary new Hardbody form including improved fuel-injected performance, a stronger body with increased corrosion resistance, a wider track, bigger tires, a removable tailgate with quick release feature, more cab room, increased visibility, improved insulation for a quieter ride... the list goes on and on. *Our Nissan SE King Cab® 4x4, for example, is powered by a fuel-injected, 3.0-liter V6. No other compact truck has more horsepower.* Teamed with 5-speed overdrive manual transmission, it has what it takes to tackle the rough stuff with maximum efficiency.\* What's more, inside, there's a truckload of standard features ranging from a 4-spoke, wrapped steering wheel and 6-gauge instrument panel to a wrapover quarter window and hideaway jump seats with more room for extra passengers. And with optional packages you can add everything from a sunroof to power windows and door locks. The Nissan SE King Cab® 4x4. Extra muscle. Extra comfort. And not an ounce of fat.

**TABLE OF CONTENTS**

	Nissan SE King Cab® 4x4.....	2-3	E Interior.....	8
	Nissan SE Reg. Bed 4x4.....	5	Nissan E Reg. Bed 4x4.....	8-9
	Nissan XE Long Bed 4x4.....	6-7	SE Interior.....	10-11
	Nissan XE King Cab® 4x4.....	6-7		
	Nissan SE King Cab® 4x2.....	12-13	Nissan E King Cab® 4x2.....	16-17
	Nissan SE Reg. Bed 4x2.....	12-13	Nissan E Hvy. Duty Long Bed..	16-17
	Nissan XE Long Bed 4x2.....	14-15	Nissan E Reg. Bed 4x2.....	18-19
	Nissan XE King Cab® 4x2.....	14-15	Nissan Std. Reg. Bed 4x2.....	18-19
	XE Interior.....	15	Standard Interior.....	19
	Nissan E Long Bed 4x2.....	16-17		
	Dimensions.....	20	Specifications.....	22-23
	Nissan Cab & Chassis.....	21	Optional Equipment.....	23
	Accessories.....	21		


\*See E.P.A. estimates, page 23.

(Cover) Nissan SE King Cab® 4x4 with optional Sport Package, Power Package, light bar, grille guard, brush guard, bumper, fog lights, off-road lights and two-tone paint. (Available Spring 1986. \*Available February 1986.)





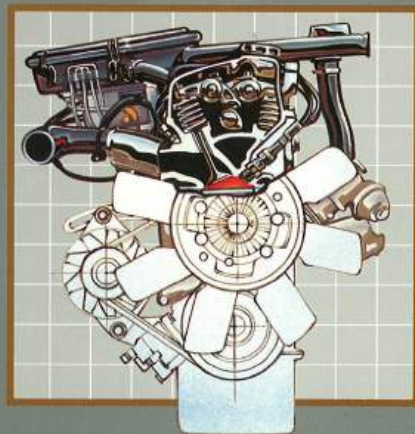
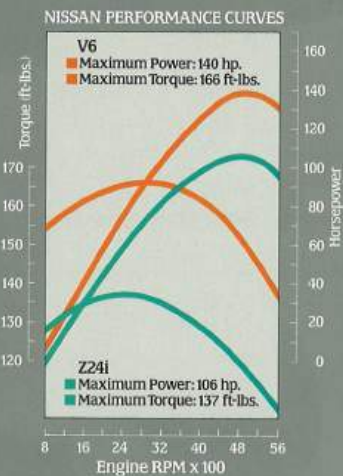
Nissan SE King Cab® 4x4 with optional Sport Package, Power Package, grille guard, brush guard, bumper, fog lights and two-tone paint.



Fuel-injected, 3.0-liter, overhead-cam V6.

At the very heart of the new Nissan SE King Cab® 4x4 beats one of the most technologically sophisticated engines in production today. A fuel-injected, 3.0-liter, overhead-cam V6, it's a version of the same engine found in Nissan's legendary Z-car. And it's standard on all SEs as well as Nissan's Heavy Duty Long Bed and Cab & Chassis models. In equipping these new Nissan Trucks with this engine, the objectives were high performance, reliability, light weight and efficiency.\* And in the V6 these were accomplished by reducing the friction loss, developing a high-induction efficiency intake manifold and minimizing the length of

the crankshaft and cylinder block. The result is smoother, more economical operation together with the most horsepower of any compact truck on the market today.



Nissan's Z24i engine delivers optimum performance with optimum efficiency.

**Fuel injection gives Nissan the edge** both on and off the road. With the introduction of the Z24i engine to the remainder of the model lineup, Nissan now offers a full line of fuel-injected trucks. A 2.4-liter, twin-spark hemi head, the Z24i utilizes a microcomputer to monitor 1) the amount of fuel injected, 2) ignition timing, 3) spark plug switching, 4) mixture ratio feedback,


5) mixture heater operation and 6) fuel pump operation. Thus, the Z24i can "sense" how much fuel is required to perform a job — adding it, for example, when you're accelerating or carrying a payload, and conserving it when you're decelerating or when your truck is idling. The result? Optimum performance with optimum efficiency.

\*See EPA estimates page 23.



Nissan SE Regular Bed 4x4 with optional tubular steel light bar, brush guard, grille guard, bumper, fog lights and off-road lights.

The relationship between physical fitness and peak performance had a lot to do with the way the new Nissan Hardbodies were put together. Case in point being our Nissan SE Regular Bed 4x4. This tough, durable, ready-to-take-on-anything Hardbody is powered by a fuel-injected, 3.0-liter, overhead-cam V6. Teamed with 5-speed overdrive manual transmission, it delivers real economy together with the power you need for climbing steep off-road grades or traveling on the wide open highway. In back, you'll find the largest cargo volume of any leading compact truck. A wider track. Bigger tires. Improved ground clearance. While inside, you have more room than ever to enjoy all the standard features. Tilt steering column. Power steering. Cushiony bucket seats with cloth trim. A 5-way adjustable driver's seat with special lumbar support. An electronically tuned stereo radio. And all of this is surrounded with extra insulation to give you the quietest ride of any Nissan Truck yet. The Nissan SE Regular Bed 4x4. Extra tough to take on Mother Nature. Extra comfortable for a night on the town.



Standard on all SEs, these new pop-up tie-down hooks spring into action with the touch of your finger.

Nissan really went to great lengths in developing the XE Long Bed 4x4. For openers, it combines the advantages of the largest cargo volume of any leading compact truck with a double-steel-wall cargo bed that's even longer than last year's. In back, the standard removable tailgate has a new quick release feature to make loading and unloading easier. What's more, to help move its payload of 1400 pounds, this Nissan 4x4 now features a fuel-injected, 2.4-liter, twin-spark hemi head under the hood. Combined with 5-speed overdrive manual transmission, it has what it takes to transport bikes, camping gear, or any extra-large load on or off the road, and still deliver the kind of economy\* you're looking for in today's driving. From front to back, inside and out, this 4x4 has been completely reengineered for strength and durability, and improved corrosion protection techniques have been used to help it stay looking good, longer. Inside, its roomier cab comes well equipped with standard features like power steering and comfortable cloth-upholstered seats. Plus, there's added insulation to give you a quieter ride. And, if extra passengers rather than extra payload is your primary concern, Nissan also offers an XE King Cab® 4x4 with convenient hideaway jump seats. Either way, Long Bed or King Cab®, you'll appreciate the lengths Nissan went to in delivering Hardbody quality, comfort and value for the money.

\*See E.P.A. estimates, page 23.



Nissan XE King Cab® 4x4 with optional trim rings, rear bumper and graphics.






Nissan XE Long Bed 4x4 with optional graphics, tubular bumper and trim rings.

Standard removable tailgate with new quick release feature.



SE sporty alloy wheels are available with optional Sport Package.



The transfer case shift lever is next to the 5-speed shift for added driver convenience.

Maybe you're wondering if an entry-level 4x4 can give you everything you're looking for in a truck? Glad you asked. Because the answer is definitely yes. Our most affordable 4x4, the Nissan E Regular Bed features the largest cargo volume of any leading compact truck. What's more, it offers you considerable advantages over its predecessor, like a stronger body with more galvanized steel for improved corrosion resistance, increased ground clearance, a wider track, a quieter ride, plus the power of a fuel-injected, 24-liter, twin-spark hemi

head. Inside, the story continues with still more standard features. A roomier cab with increased glass area to give you the most visibility of any Nissan conventional cab in history. An easy-to-read, easy-to-reach instrument panel. Comfortable upholstered seats and cloth headliner. Tinted glass. And for added driver convenience, the transfer case shift lever has been moved up next to the gear shift. The Nissan E Regular Bed 4x4. It'll prove you can get everything you're looking for in a truck. Over and over again.



E and Standard interiors feature a roomier cab with comfortable upholstered seats.





Nissan E Regular Bed 4x4 with optional black step bumper, passenger mirror and splash guards.

When an interior is designed around the driver the concept is often referred to as "ergonomics." But you'll probably call Nissan's SE King Cab® interior just plain comfortable. Slip behind the wheel and let yourself sink into the cloth-upholstered driver's seat with adjustable lumbar support. Then place your hands on the 4-spoke wrapped steering wheel and adjust the tilt steering column. There, now you're ready to survey the full array of easy-to-read, easy-to-use instruments. Everything you see, everything you touch, has been designed and engineered to increase your comfort and driving pleasure. The variable-ratio power steering, for example, gives you just the right amount of power assist when and where you need it. And there is special cloth trim on the door panels and cut-pile carpeting on the floor – all beautifully coordinated with the cushiony bucket seats. A sliding rear window comes standard as do the new hideaway jump seats for extra passengers. And with the optional Power Package you can add even more conveniences such as power windows, power door locks, a 4-speaker electronically tuned AM/FM multiplex cassette radio, dual electric mirrors and variable intermittent wipers. The Nissan SE King Cab®. Call it ergonomics. Call it comfortable. It's just as gentle on the inside as it is tough on the outside.

The easy-to-read, easy-to-use SE instrument panel features a truckload of instruments—standard.



Nissan SE King Cab interior with optional Power Package.





(Top) A new wrapover quarter window improves visibility as well as ventilation.




(Middle) Part of the optional Sport Package, a pop-up sunroof lets you enjoy more of the great outdoors.

(Bottom) The standard sliding rear window comes with flip-down light to illuminate the double-steel-wall cargo bed.



Nissan SE King Cab<sup>®</sup> with optional Sport Package, Power Package, graphics and step bumper.



### Why settle for a truck that merely works hard

when you can have one that really works smart? Equipped with a powerful, fuel-injected, 3.0-liter, overhead-cam V6, Nissan's SE King Cab® is now available with an automatic transmission that features an electronic control and lock-up torque converter to eliminate slippage and increase your efficiency and mileage.\* Other "intelligent" design features you'll find in our top-of-the-line, two-wheel-drive Hardbody include the use of more galvanized steel for increased durability and improved corrosion resistance, a wider track, bigger tires, new pop-up tie-down hooks, and a removable tailgate with extra-quick release for easier loading and unloading. What's more, they're all part of a body that features the largest cargo volume of any leading compact truck. And inside, there's still more evidence of this higher thinking. The new wrapover quarter window, for example, is part of a totally new design that gives you the roomiest cab of any Nissan Truck in history, together with a quieter ride. The sliding rear window is standard, as are the new hideaway jump seats for extra passengers. Plus, there's a full array of easy-to-read, easy-to-reach instruments including a tach, trip odometer, voltmeter and oil pressure gauges. And cushiony cloth-upholstered seats from which to command it all. The Nissan SE King Cab.® It's a lot of brawn equipped with a lot of brain.

\*See E.P.A. estimates, page 23.




Nissan SE Regular Bed with optional Sport Package, Power Package, graphics and step bumper.



New hideaway jump seats let you transport two extra passengers.

(Bottom) Nissan XE Long Bed with optional graphics, step bumper and trim rings.



(Top) Nissan XE King Cab<sup>®</sup> with optional graphics, step bumper and trim rings.

Nissan put more into these new Hardbodies so you could get more out. For starters, the new XE Long Bed enhances a bigger cargo volume with a longer, double-steel-wall cargo bed. With over seven feet of hauling space in back, this Hardbody is now a leader among compact trucks. In the Nissan XE King Cab,<sup>®</sup> Nissan put more into passenger room with convenient hideaway jump seats. When needed, they let you comfortably transport two extra passengers, and when they're not, you have over nine cubic feet of extra storage space to store tools and gear. What's more, both of these Hardbodies come with a fuel-injected, 2.4-liter, overhead-cam engine, electronic ignition system and smooth-shifting 5-speed overdrive manual transmission. The result? You have the power and economy\* you need when hauling extra payload, extra passengers or both. Outside, features like the removable tailgate with extra-quick release make loading and unloading easier. While inside, a larger cab gives you more room than ever to sit down, lean back and enjoy all the standard features ranging from a 2-spoke wrapped steering wheel to cushiony upholstered seats and cloth headliner trim. And all of this has been surrounded with extra insulation to give you an extra quiet ride. For business, for pleasure, on short hops or longer trips, you'll get more out of these Hardbodies because Nissan put a lot more in.

\*See EPA estimates, page 23.

Nissan XE interior features a spacious cab with extra insulation for a quieter ride.






(Top) Nissan E Long Bed equipped with optional camper top; step bumper, passenger mirror and trim rings.

*\*Camper shells are not manufactured or sold by Nissan but are available from other sources.*





(Bottom) Nissan E King Cab® equipped with optional step bumper and trim rings.

Extra payload area, extra room, extra value for the money. Nissan's most affordable Long Bed and King Cab® models have it all. Both now feature the largest cargo volume of any leading compact truck. Plus, a roomier cab with improved visibility. To further complement its larger cargo area, the E Long Bed also offers the added advantage of an even longer bed. That's 88 inches of double-steel-wall hauling capacity. And, for those extra, extra heavy payloads, Nissan offers a new Heavy Duty Long Bed. It's equipped with a 3.0-liter V6 engine to give you the most power of any compact truck and boasts a payload capacity of 2,000 pounds. In the area of passenger room, the E King Cab's spacious interior offers comfortable upholstered seating with over nine cubic feet of extra storage space in back. Both of these well-equipped E Hardbodies are powered by a fuel-injected 2.4-liter engine with 5-speed overdrive manual transmission for better fuel economy.\*\* And a 4-speed overdrive automatic transmission with column shift is available. With these Hardbodies, you'll also enjoy extra-sophisticated engineering features like the braking system equipped with Nissan's load sensing valve. It's designed to "sense" how much weight is in the back and adjust the braking proportionately for smoother, more even stopping power. And you'll be glad to know these trucks have also been given extra corrosion resistance to help them stay looking good. The Nissan E Long Bed. The Nissan E King Cab®. Both are extra strong. Both are extra comfortable. And both are extraordinarily affordable.


Nissan E Heavy Duty Long Bed with payload capacity of 2,000 pounds, shown with optional heavy-duty bumper and trim rings.

\*\*See E.P.A. estimates, page 23.





(Top) Nissan E Regular Bed with optional bed rails, step bumper and trim rings.



(Bottom) Nissan Standard Regular Bed with optional step bumper.

Nissan Standard interior features the convenience of three-across seating with rugged vinyl upholstery.

Nissan has eliminated "Basic Transportation" from its vocabulary and replaced it with the new Nissan E Regular Bed and Nissan Standard Regular Bed. The most affordable Nissan Hardbodies of all, they manage to deliver a truckload of standard features at incredibly modest prices. For example, both of these rugged new Nissans feature the revolutionary new Hardbody styling for increased durability and improved performance. *Standard.* An increased use of galvanized steel for better corrosion resistance. *Standard.* A powerful, fuel-injected, 2.4-liter overhead-cam engine—the only twin-spark hemi head going. *Standard.* Smooth-shifting 5-speed overdrive manual transmission for optimum fuel economy.\* *Standard.* Power front disc brakes. *Standard.* A removable tailgate with quick release feature. *Standard.* A totally redesigned cab with more room and improved visibility. *Standard.* Increased insulation for a noticeably quieter ride. *Standard.* In fact, you'd be hard pressed to find a truck that offers more standard equipment for the money than our Nissan Standard Regular Bed—the most affordable and most popular Nissan of all. And for added driver convenience, the Nissan E Regular Bed is also available with a 4-speed automatic overdrive transmission with column shift and power steering. The Nissan E Regular Bed and the Nissan Standard Regular Bed. You'll be amazed at how much they come with...and how little they go for.

\*See EPA estimates, page 23.



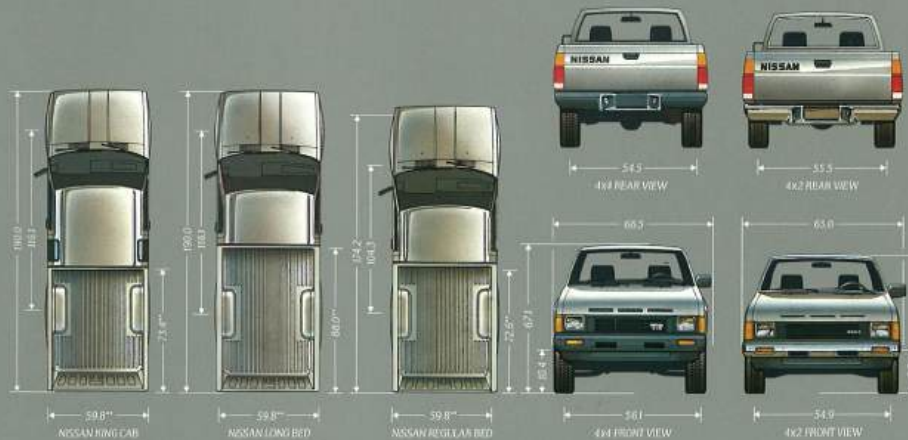


Nissan trucks lead the way both on and off the road. Over the years, Nissan has raced to victory in sanctioned races, rallies and championships all over the world, under all types of conditions. From the popular Frontier 250 and Baja 1000 to the granddaddy of off-road events, the Mint 400 in Las Vegas, you'll find Nissan Trucks driven by top names like Roger Mears, Sherman Balch, Mario Alesi and Spencer Low. And while racing provides spectacular entertainment, there are other reasons that Nissan continues to be a major competitor. You see, when Nissan Trucks are pushed to the very limit, under some of the severest conditions imaginable, so are the technology and quality behind them. The ultimate testing ground, racing has helped us learn a lot about what it takes to come in first. And that's why on the road or on the track, Nissan Trucks are winners.

Nissan's Security Plus<sup>®</sup> can help protect YOU today, tomorrow and down the road. One of the most comprehensive protection plans on the market, today, it offers you a full range of term options—from 36 months/36,000 miles to 60 months/100,000 miles—with no deductible. Just choose the plan that best fits your needs. What's more, you'll receive automatic membership in the Cross Country Motor Club, including emergency road service and travel plan assistance. Ask your participating Nissan dealer about Security Plus. With all the pluses it includes, it'll give you a nice secure feeling.

	REGULAR BED	LONG BED	CAB & CHASSIS	KING CAB <sup>®</sup>	REGULAR BED	LONG BED	KING CAB <sup>®</sup>	
<b>NISSAN TRUCK DIMENSIONS AND WEIGHTS</b>								
					2-wheel drive		4-wheel drive	
Horsepower @ 4800 rpm <sup>1</sup>	106	106	140	106	106	106	106	
Torque (ft.-lbs.) @ 2400 rpm <sup>2</sup>	137	137	166	137	137	137	137	
Wheelbase (in.)	104.3	116.1	116.1	116.1	104.3	116.1	116.1	
Length overall (in.)	174.2	190.0	—	190.0	174.2	190.0	190.0	
Width (in.)	65.0	65.0	65.0	65.0	66.5 <sup>3</sup>	66.5 <sup>3</sup>	66.5 <sup>3</sup>	
Height (in.)	62.0	62.0	62.0	62.4	66.7	66.7	67.1	
Head room (in.)	39.3	39.3	39.3	39.3	39.3	39.3	39.3	
Leg room (in.)	42.2	42.2	42.2	42.6	42.2	42.2	42.6	
Turning circle, curb-to-curb (ft.)	33.5	36.7	—	36.7	35.4	38.7	38.7	
Gross vehicle weight rating (lbs.) <sup>4</sup>	4400	4400	5200	4400	5100	5100	5100	
Minimum running ground clearance (in.)	8.3	8.3	8.3	8.3	10.4	10.4	10.4	
Curb weight (lbs.) <sup>5</sup>	2715	2795	3790 <sup>6</sup>	2835	3270	3370	3480	
Payload (lbs.) <sup>7</sup>	1400	1400	N/A	1400	1400	1400	1400	
Angle of approach	31°	31°	32°	31°	43°	43°	43°	
Rear differential to ground clearance at gross vehicle weight (in.)	N/A	N/A	N/A	N/A	7.9 <sup>8</sup>	7.9 <sup>8</sup>	7.9 <sup>8</sup>	
Fuel capacity (gal.)	15.9	15.9 <sup>8</sup>	21.1	15.9	15.9	15.9	15.9	
Bed length (in.)	72.6	88.0	—	73.4	72.6	88.0	73.4	
Bed width (in.)	59.8	59.8	—	59.8	59.8	59.8	59.8	
Bed depth (in.)	17.5	17.5	—	17.5	17.5	17.5	17.5	
Towing capacity <sup>9</sup>	2000	2000	N/A	2000	2000	2000	2000	

<sup>1</sup>SE, Heavy Duty Long Bed and Cab & Chassis models: 140 hp @ 4800 rpm. <sup>2</sup>SE, Heavy Duty Long Bed and Cab & Chassis models: 166 ft.-lbs. @ 2800 rpm. <sup>3</sup>With optional fender flares. <sup>4</sup>Standard Regular Bed has 4000 lb. GVWR. 4x2 SE models have 4700 lb. GVWR. <sup>5</sup>Base model vehicles with manual transmission. Vehicles with automatic transmissions, different trim levels and other optional equipment will vary. <sup>6</sup>Maximum curb weight. <sup>7</sup>Standard Regular Bed has 1000 lb. payload. Heavy Duty Long Bed has 2000 lb. payload. <sup>8</sup>Heavy Duty 211. <sup>9</sup>With trailer brakes.



\*\*Inside dimension.

## Hitch yourself to a hardworking Hardbody with the Nissan Cab & Chassis.

Whether you're a plumber, electrician, landscaper or contractor, there is a body that will fit this truck and your needs—everything from a special utility bed to a rugged dump bed.


The new Nissan Cab & Chassis is equipped with dual rear wheels and full-floating rear axle to give you a versatile platform for a variety of bodies. And the dual rear wheels help support the load with an extra pair of standard steel-belted radial tires for

increased stability and traction. In back, the rear suspension is equipped with extra-tough springs to take the weight, while under the hood, you have a fuel-injected, 3.0-liter, overhead-cam V6 to give you the kind of power you need to take that big load a long way. Plus, a choice of a 5-speed manual or optional 4-speed automatic transmission gives you added flexibility.


Ask your Nissan dealer today about the Nissan Cab & Chassis and the best body to meet your specific needs.



Nissan Cab & Chassis shown with wood stake bed.



Nissan Cab & Chassis shown with contractor body with tool boxes.



Nissan Cab & Chassis with metal stake bed.



Nissan Cab & Chassis shown with contractor body.

\*See Nissan Cab & Chassis note, page 23.

## Equip your Nissan Hardbody with extra convenience and extra quality with Genuine Nissan Accessories.

Nissan has dozens to choose from and each one has been designed for your truck and your individual taste. What's more, with every Genuine Nissan Accessory you select, you know you're getting all the benefits and advantages that come from Nissan's 50 years of dedication to innovation and quality. Here are just some of the top-quality Genuine Nissan Accessories available to you.



**Radios.** There are five to choose from, including a state-of-the-art, electronically tuned stereo radio with auto-reverse cassette deck.

**Floor Mats.** Available in soft, cut-pile carpeting or supple rubber, Nissan's color-coordinated floor mats are the perfect match for your new truck.

**Rear Bumpers.** Functional as well as attractive, they're available in six different styles to meet your appearance and performance needs.

**Air Conditioning.** Four-season climate control designed to bring you the ultimate in comfort.

**Mirrors.** Enhance the appearance of your truck and improve your visibility with chrome or black mirrors.

**Truck Cover.** Help protect both the finish of your new truck and your cargo.

**Soft Tonneau Cover.** A great looking way to help protect and conceal what's in the bed.

**Engine Heater.** It'll help get you off to faster starts on extra cold mornings.

**Bed Mat.** Reduce the risk of damage to your truck bed and help give your cargo extra protection.

**Winch.** An "up front" way to get tough jobs done on or off the road.

**Quartz Clock.** A reliable addition that will help you stay on time.

**Light Bars.** Lightweight, attractive and functional, they're available in two styles to coordinate with other optional equipment and suit your individual taste.

**Off-Road Lights.** They'll help you cut through fog and dark nights and give your Nissan an extra snappy appearance, too.

● Standard ○ Optional	RB STD	RB E	RB SE	LB E	LB XE	KC E	KC XE	KC SE	H/D E	C/C E	RB E	RB SE	LB XE	KC XE	KC SE
<b>MECHANICAL FEATURES</b>															
<b>Engine</b>															
2.4-liter (2389cc) 4-cylinder	●	●	—	●	●	●	●	—	—	—	●	—	●	●	—
3.0-liter (2960cc) 6-cylinder	—	—	●	—	—	—	●	●	●	●	—	●	—	—	●
Electronic fuel injection	●	●	●	●	●	●	●	●	●	●	●	●	●	●	●
Electric fuel pump	●	●	●	●	●	●	●	●	●	●	●	●	●	●	●
Catalytic converter	●	●	●	●	●	●	●	●	●	●	●	●	●	●	●
<b>Transmission</b>															
5-speed overdrive manual All synchromesh 3.700 rear-axle ratio	●	●	●	●	●	●	●	●	● <sup>1</sup>	● <sup>1</sup>	—	—	—	—	—
4-speed automatic with lock-up torque converter 3.889 rear-axle ratio	—	○	—	○	○	○	—	—	—	—	—	—	—	—	—
5-speed overdrive manual All synchromesh 4.375 rear-axle ratio	—	—	—	—	—	—	—	—	—	—	●	● <sup>2</sup>	●	●	● <sup>2</sup>
4-speed automatic with lock-up torque converter 4.625 rear-axle ratio	—	—	○ <sup>3</sup>	—	—	—	—	○ <sup>3</sup>	○	○	—	—	—	—	—
Automatic locking front hubs	—	—	—	—	—	—	—	—	—	—	—	●	●	●	●
<b>Electrical</b>															
Electronic ignition	●	●	●	●	●	●	●	●	●	●	●	●	●	●	●
Solid-state voltage regulator	●	●	●	●	●	●	●	●	●	●	●	●	●	●	●
Maintenance-free battery 50AH 12 volt	●	●	● <sup>4</sup>	●	●	●	●	● <sup>4</sup>	● <sup>4</sup>	● <sup>4</sup>	●	● <sup>4</sup>	●	●	● <sup>4</sup>
<b>Brakes, Steering, Suspension</b>															
Power-assisted, self-adjusting ventilated front disc/rear drum brakes	●	●	●	●	●	●	●	●	●	●	●	●	●	●	●
Brake load sensing valve	●	●	●	●	●	●	●	●	●	●	●	●	●	●	●
Audible brake wear sensors	●	●	●	●	●	●	●	●	●	●	●	●	●	●	●
Variable-ratio recirculating ball steering	●	●	●	●	●	●	●	●	●	●	●	●	●	●	●
Power steering	—	○	●	○	●	○	●	●	●	●	●	●	●	●	●
Tilt steering column	—	—	●	—	—	—	●	—	—	—	—	●	—	—	●
Independent front torsion bar suspension	●	●	●	●	●	●	●	●	●	●	●	●	●	●	●
Front stabilizer bar	—	●	●	●	●	●	●	●	●	●	—	●	●	●	●
Solid rear axle	●	●	●	●	●	●	●	●	●	●	●	●	●	●	●
Dual rear wheels	—	—	—	—	—	—	—	—	—	●	—	—	—	—	—
<b>Wheels and Tires</b>															
7.00-14 blackwall tires	●	—	—	—	—	—	—	—	—	—	—	—	—	—	—
P195/75R14 blackwall tires	—	●	—	●	●	●	—	—	—	—	—	—	—	—	—
P215/75R14 blackwall tires with raised black letters	—	—	●	—	—	—	—	●	—	—	—	—	—	—	—
LT195/75R14 blackwall tires	—	—	—	—	—	—	—	—	●	●	—	—	—	—	—
P215/75R15 blackwall tires	—	—	—	—	—	—	—	—	—	—	●	—	●	●	—
P235/75R15 blackwall tires with raised black letters	—	—	—	—	—	—	—	—	—	—	—	—	—	—	—

RB—Regular Bed LB—Long Bed KC—King Cab H/D—Heavy Duty C/C—Cab & Chassis

	RB STD	RB E	RB SE	LB E	LB XE	KC E	KC XE	KC SE	H/D E	C/C E	RB E	RB SE	LB XE	KC XE	KC SE
<b>MECHANICAL FEATURES (cont.)</b>															
31x10.5R15 blackwall tires with raised black letters	—	—	—	—	—	—	—	—	—	—	—	○ <sup>5</sup>	—	—	○ <sup>5</sup>
5J14 styled steel wheels	●	●	—	●	●	●	●	—	●	—	—	—	—	—	—
6J14 styled steel wheels	—	—	●	—	—	—	—	—	—	—	—	—	—	—	—
6J14 alloy wheels	—	—	○ <sup>5</sup>	—	—	—	—	—	○ <sup>5</sup>	—	—	—	—	—	—
5J14 dual steel wheels	—	—	—	—	—	—	—	—	—	●	—	—	—	—	—
5.5K15 styled steel wheels	—	—	—	—	—	—	—	—	—	—	●	—	●	●	—
6J15 chrome spoke wheels	—	—	—	—	—	—	—	—	—	—	—	●	—	—	●
7J15 alloy wheels	—	—	—	—	—	—	—	—	—	—	—	○ <sup>5</sup>	—	—	○ <sup>5</sup>
<b>EXTERIOR FEATURES</b>															
<b>Mirrors</b>															
Interior mirror Regular Day/Night	●	●	—	●	—	●	—	—	●	●	●	—	—	—	—
Driver's side mirror	●	●	●	●	●	●	●	●	—	—	●	●	●	●	●
Dual side mirrors	—	—	●	—	—	—	—	—	—	—	—	●	—	—	●
Dual power mirrors	—	—	○ <sup>6</sup>	—	—	—	—	—	○ <sup>6</sup>	—	—	○ <sup>6</sup>	—	—	○ <sup>6</sup>
Passenger convex mirror	—	—	●	—	—	—	—	—	—	—	—	—	—	—	—
<b>Wipers/washers</b>															
Black wiper arm	●	●	●	●	●	●	●	●	●	●	●	●	●	●	●
2 speeds	●	●	—	●	—	—	—	—	●	●	●	—	—	—	—
2 speeds + mist wiper	—	—	—	—	—	—	—	—	—	—	—	—	—	—	—
2 speeds + variable int.	—	—	○ <sup>6</sup>	—	—	—	—	—	○ <sup>6</sup>	—	—	○ <sup>6</sup>	—	—	○ <sup>6</sup>
<b>Windows</b>															
Tinted glass	—	●	●	●	●	●	●	●	●	●	●	●	●	●	●
Sliding rear window	—	—	●	—	—	—	—	—	—	—	—	●	—	—	●
<b>Other</b>															
Bright step bumper	○	○	○	○	○	○	○	○	○	—	○	○	○	○	○
Black step bumper	○	○	○	○	○	○	○	○	○	—	○	○	○	○	○
Body side graphics	—	—	○	—	○	—	○	—	○	—	—	○	○	○	○
Two-tone paint	—	—	○	—	○	—	○	—	○	—	—	○	○	○	○
Fender flares	—	—	—	—	—	—	—	—	—	—	—	○ <sup>7</sup>	—	—	○ <sup>8</sup>
Trim rings	○	○	○	○	○	○	○	○	○	—	○	—	○	○	—
Seamless double-wall cargo bed	●	●	●	●	●	●	●	●	●	—	●	●	●	●	●
Halogen headlights	●	●	●	●	●	●	●	●	●	●	●	●	●	●	●
Cargo bed tie-down hooks Inner hooks Pop-up hooks	●	—	●	—	●	—	●	—	●	—	●	—	●	—	●
Corrosion protection	●	●	●	●	●	●	●	●	●	●	●	●	●	●	●
Tailgate w/quick release	●	●	●	●	●	●	●	●	●	—	●	●	●	●	●
Wheel lip moldings	—	○	○	○	○	○	○	○	○	—	○	○	○	○	○
<b>INTERIOR FEATURES</b>															
Sunroof	—	—	○ <sup>5</sup>	—	—	—	—	—	○ <sup>5</sup>	—	—	○ <sup>5</sup>	—	—	○ <sup>5</sup>
Power windows	—	—	○ <sup>6</sup>	—	—	—	—	—	○ <sup>6</sup>	—	—	○ <sup>6</sup>	—	—	○ <sup>6</sup>
Power door locks	—	—	○ <sup>6</sup>	—	—	—	—	—	○ <sup>6</sup>	—	—	○ <sup>6</sup>	—	—	○ <sup>6</sup>
<b>Courtesy Lights</b>															
Fixed room lamp	●	●	●	●	●	—	—	—	●	●	●	●	—	—	—
Flip down room lamp	—	—	—	—	—	●	●	—	—	—	—	—	—	●	●
Ashtray lamp	—	—	●	—	—	—	—	—	●	—	—	—	—	—	●
Cigarette lighter illumination	—	—	●	—	—	—	—	—	●	—	—	—	—	—	●
Heater control illumination	●	●	●	●	●	●	●	●	●	●	●	●	●	●	●
Glove box lamp	—	—	●	—	—	—	—	—	●	—	—	—	—	—	●
Room lamp fadeout illumination control	●	●	●	●	●	●	●	●	●	●	●	●	●	●	●

<sup>1</sup>4.625 rear-axle ratio. <sup>2</sup>SE models without Sport Package have 4.111 rear axle ratio. <sup>3</sup>3.700 rear axle ratio. <sup>4</sup>60AH on V6 models. <sup>5</sup>Included with Sport Package. <sup>6</sup>Included with Power Package.

	RB STD	RB E	RB SE	LB E	LB XE	KC E	KC XE	KC SE	H/D E	C/C E	RB E	RB SE	LB XE	KC XE	KC SE
<b>INTERIOR FEATURES (cont.)</b>	4x2										4x4				
<b>Instruments</b>															
Speedometer	•	•	•	•	•	•	•	•	•	•	•	•	•	•	•
Tachometer	—	—	•	—	•	—	•	—	—	—	—	•	•	•	•
Odometer	•	•	•	•	•	•	•	•	•	•	•	•	•	•	•
Trip odometer	Single	—	—	—	—	—	—	—	—	—	—	•	•	•	•
	Twin	—	•	—	—	—	—	—	—	—	—	•	•	•	•
Fuel gauge	Twin	—	•	—	—	—	—	—	—	—	—	•	•	•	•
Water temperature gauge	•	•	•	•	•	•	•	•	•	•	•	•	•	•	•
Oil pressure gauge	—	—	•	—	—	—	—	—	—	—	—	•	—	—	•
Voltmeter	—	—	•	—	—	—	—	—	—	—	—	•	—	—	•
<b>Warning Lights</b>															
Fuel warning lamp	•	•	—	•	•	•	•	—	•	•	•	—	•	•	—
Low brake fluid	•	•	•	•	•	•	•	•	•	•	•	•	•	•	•
Hi-beam	•	•	•	•	•	•	•	•	•	•	•	•	•	•	•
O <sup>2</sup> Sensor	•	•	•	•	•	•	•	•	•	•	•	•	•	•	•
Cruise control indicator	—	—	○ <sup>5</sup>	—	—	—	—	○ <sup>6</sup>	—	—	—	○ <sup>6</sup>	—	—	○ <sup>6</sup>
Seat belt	•	•	•	•	•	•	•	•	•	•	•	•	•	•	•
Charging system	•	•	•	•	•	•	•	•	•	•	•	•	•	•	•
Parking system	•	•	•	•	•	•	•	•	•	•	•	•	•	•	•
4x4 engaged indicator	—	—	—	—	—	—	—	—	—	—	•	•	•	•	•
Key-in reminder chime	•	•	•	•	•	•	•	•	•	•	•	•	•	•	•
<b>Heating/Ventilation</b>															
Heater	•	•	•	•	•	•	•	•	•	•	•	•	•	•	•
Air conditioning	○	○	○	○	○	○	○	○	○	○	○	○	○	○	○
Side window defoggers	•	•	•	•	•	•	•	•	•	•	•	•	•	•	•
Flow-through ventilation	•	•	•	•	•	•	•	•	•	•	•	•	•	•	•
<b>Seating</b>															
Low back bench seats	•	•	—	•	•	—	—	—	•	—	•	—	•	—	—
Reclining bucket seats	—	—	•	—	—	•	•	•	—	•	—	•	—	•	•
Lumbar support	—	—	•	—	—	—	—	•	—	—	—	•	—	—	•
Walk-in device	—	—	•	—	—	•	•	•	—	•	—	•	—	•	•
Lifter	—	—	•	—	—	—	—	•	—	—	—	•	—	—	•
Rear fold-down jump seats	—	—	—	—	—	—	•	•	—	—	—	—	—	•	•
Soft vinyl upholstery	•	•	—	•	•	—	—	•	•	•	•	•	—	•	•
Full-face cloth upholstery	—	—	•	—	•	—	•	•	—	—	—	•	•	•	•
<b>Convenience</b>															
AM/FM multiplex stereo w/cassette deck & 4 speakers	○	○	•	○	○	○	○	•	○	○	○	•	○	○	•
Diversity antenna	—	—	•	—	—	—	—	•	—	—	•	•	—	—	•
Inside hood release	•	•	•	•	•	•	•	•	•	•	•	•	•	•	•
Front passenger assist grip	—	•	•	•	•	•	•	•	•	•	•	•	•	•	•
Ashtray	•	•	•	•	•	•	•	•	•	•	•	•	•	•	•
Cigarette lighter	—	•	•	•	•	•	•	•	•	•	•	•	•	•	•
Quartz clock	—	—	•	—	•	—	•	•	—	—	—	•	—	—	•
Flash to pass headlight switch	•	•	•	•	•	•	•	•	•	•	•	•	•	•	•
Glovebox	•	•	•	•	•	•	•	•	•	•	•	•	•	•	•
	Lockable	—	•	—	—	—	—	—	—	—	—	•	—	—	•
Coat hook	—	—	—	—	—	—	—	•	—	—	—	•	—	—	•
Passenger vanity mirror	—	—	•	—	—	—	—	•	—	—	—	•	—	—	•
<b>Other</b>															
Cut-pile carpeting	—	—	•	—	•	—	•	•	—	—	—	•	—	•	•
Map pocket	—	•	•	•	•	•	•	•	•	•	•	•	•	•	•

	RB STD	RB E	RB SE	LB E	LB XE	KC E	KC XE	KC SE	H/D E	C/C E	RB E	RB SE	LB XE	KC XE	KC SE
<b>SAFETY FEATURES</b>	4x2										4x4				
Safety belts	•	•	•	•	•	•	•	•	•	•	•	•	•	•	•
Safety belt warning lights	•	•	•	•	•	•	•	•	•	•	•	•	•	•	•
Dual brake system	•	•	•	•	•	•	•	•	•	•	•	•	•	•	•
4-way hazard warning lights	•	•	•	•	•	•	•	•	•	•	•	•	•	•	•
Backup lights	•	•	•	•	•	•	•	•	•	•	•	•	•	•	•
Front & rear side marker lights	•	•	•	•	•	•	•	•	•	•	•	•	•	•	•
Safety door locks	•	•	•	•	•	•	•	•	•	•	•	•	•	•	•
Energy absorbing steering column	•	•	•	•	•	•	•	•	•	•	•	•	•	•	•

**Now your options are better than ever** with the new Nissan Hardbodies. Specially designed to enhance the convenience, comfort and overall value of your new Nissan Truck, they include everything from a pop-up sunroof for improved ventilation to a quartz clock to help you stay on time.

**Air Conditioning.** Engineered for improved performance, it'll help keep you nice and cool inside when temperatures soar outside.

**4-speed Automatic Transmission.** Now available on all 4x2s (except Standard), it adds extra driving convenience to your new Nissan Hardbody.

**Dual Side Mirrors.** Improve your visibility and enhance the appearance of your Nissan Truck.

**31x10.50R15 Steel-Belted Radial Tires.** Give your Nissan Hardbody increased stability and better traction with the largest factory-installed tires available. (Available with Sport Package.)

**Power Windows and Power Door Locks.** Just a touch of your finger is all that's required. (Available with Power Package.)

**Power Steering.** Available on Nissan E Hardbodies, variable-ratio power steering knows how much assist you need and delivers it when and where you need it.

**Sunroof.** Pop-up sunroof lets you enjoy more of the great outdoors. (Available with Sport Package.)

**Power Package.** Add a lot of extra convenience all at once with power windows, power door locks, cruise control, variable intermittent wipers, dual electric side mirrors and 4-speaker stereo radio with cassette. (Available on SE Trucks with Sport Package.)

**Sport Package.** Snappy alloy wheels, sunroof, 31x10.50R15 tires (4x4), and fender flares (4x4) will add the perfect finishing touches to your new Nissan Hardbody. (Available on SE Trucks with Power Package.)

**1986.5 E.P.A. ESTIMATED TRUCK MILEAGE**

1986.5 E.P.A. estimates not available at time of printing. See your Nissan dealer for fuel economy information.



Nissan Motor Corporation in U.S.A. and your Nissan dealer urge you to be a smart driver and use your safety belt whenever you drive. It does save lives. Remember, if you don't belt yourself, you're kidding yourself.

**Nissan Cab & Chassis.** Cab & Chassis offers many applications available from your Nissan dealer. The completed vehicles shown are examples of some of the applications which may be made of the Nissan Cab & Chassis. Nissan Motor Corporation in U.S.A. makes no representations nor do we authorize others to make any representations on our behalf, as to the suitability of a particular application, conversion or completion of the Cab & Chassis. Nissan brand options and accessories are installed by Nissan dealers.

All illustrations and specifications in this catalog are based on the latest product information available at time of publication. Nissan Motor Corporation in U.S.A. reserves the right to make changes at any time, without notice, in prices, colors, materials, equipment, specifications and models, and to discontinue models or equipment. For information on additional options and accessories, contact your Nissan dealer. All specifications, options and accessories shown in this catalog apply to the 49 states. Specifications, options and accessories may differ in Hawaii, U.S. territories and other countries.

# THE BEST FROM NISSAN...AT YOUR NISSAN DEALER.



*Nissan Sentra. Live within a budget in style.*



*Nissan Pulsar NX. Excitement for everyone.*



*Nissan Stanza. Family fitness.*



*Nissan 200 SX. Style, performance and value.*



*Nissan Maxima. Luxury with performance.*



*Nissan 300 ZX. True sports car performance.*



THE NAME IS  
**NISSAN**