



2009 LEXUS *IS*
the pursuit



the pursuit of perfection.

It's a phrase we use a lot. But what does it really mean?

The answer isn't only in wood and leather, but in the pursuit of insight and ideas.

And how they get transformed into world-class innovations and a dynamic ride built solely for performance purists.

This is the 2009 IS Line. And these are the pursuits that built it.

1. PERFORMANCE
*the pursuit of
performance at its core*

2. RACE-INSPIRED DESIGN
*the pursuit of
the sport of driving*

3. AMENITIES
*the pursuit of
aerodynamics applied to luxury*





Crankshafts and connecting rods crafted from forged metal are common in racing. By changing the molecular structure of the metal, the unit is far less susceptible to failure when put to the tests of heat, friction and speed.

1.

*the pursuit of
performance at its core*

EVERYTHING ABOUT THE IS STARTS FROM WITHIN—AT THE POWER PLANT. It's why Lexus pored over every millimeter of the engine—tuning, refining even inventing technology to build a vehicle for speed. Case in point: crankshafts and connecting rods. In racing, they're nearly always made of forged metal. It's more expensive, but it makes engines stronger and lighter than conventional castings, allowing them to rev faster and withstand the stress and challenges of the track. Ordinary production vehicles don't need forged metal. But the IS Line is far from ordinary. The IS F, in fact, is the fastest production vehicle we've ever built, and it features a forged metal crankshaft, connecting rods and other racing technologies. Forged aluminum wheels, a high-compression aluminum engine and lightweight titanium intake valves just add to the list. Go ahead. Put it in gear and push it to 60. You'll understand what we're talking about in exactly 4.6 seconds.^{1,2}

- 5.0-liter V8 IS F
416 horsepower¹
371 lb-ft of torque¹
- 3.5-liter V6 IS 350
306 horsepower¹
277 lb-ft of torque¹
- 2.5-liter V6 IS 250
204 horsepower¹
185 lb-ft of torque¹

*A VEHICLE THAT CAN HIT 60 MPH IN LESS TIME
THAN IT TAKES TO READ THIS SENTENCE.*


ONE OF THE EASIEST WAYS TO TAKE STOCK OF A VEHICLE IS TO MEASURE ACCELERATION. And in the case of the IS, it's one of the fastest ways. The IS 350 puts its 306 horsepower¹ to work racing from 0 to 60 in just 5.6 seconds.^{1,2} And the IS F, with explosive 416 horsepower,¹ rockets to 60 in a blistering

4.6.^{1,2} Beyond sheer speed, all the IS 350 and IS 250 vehicles benefit from dual Variable Valve Timing with intelligence. This system continuously monitors both the engine's speed and load and then responds by delivering fuel efficiency and optimum performance over its entire operating range. For example, the torque is increased at

lower speeds for stronger thrust. And the power is amplified at higher speeds for better acceleration. By making the IS engine more intelligent, and even lowering exhaust emissions, the vehicle becomes more efficient—as well as more powerful. For a demonstration, please visit lexus.com/IS/V6.



OUR APPROACH TO ENGINE DESIGN:
DON'T MAKE IT LARGER, MAKE IT SMARTER.



To give extra control over the air/fuel ratio, the IS 350 and IS F use both a port and direct injector that can add fuel straight into the combustion chamber.

GAINING POWER BY ONLY INCREASING ENGINE SIZE IS ARCHAIC THINKING. Instead, we've been able to make our vehicles more powerful without altering engine size at all. We do it with intelligent engineering. For example, our port and direct fuel-injection system that's employed on the IS 350 and IS F. It uses a low-pressure injector to add fuel conventionally to the intake port and then a

high-pressure injector to add fuel directly into the combustion chamber. It works in conjunction with an innovatively contoured piston. The piston's new shape directs a richer concentration of gasoline toward the spark plug so the combustion response is more intense and forceful. The overall result? Improved efficiency, better mileage and an ample power boost during all types of driving conditions.

Six-speed automatic Electronically Controlled Transmission with intelligence (ECT-i) on IS 250 and IS 350

Sequential paddle shift

Ultra-Low Emission Vehicle (ULEV II)



TECHNOLOGY TO GET YOU FROM HERE

TO HERE WITH CONFIDENCE.



TO HERE

THE THRILL OF DRIVING INTENSIFIES WHEN ATTACKING A TURN. So the IS offers advanced weaponry. First there's Vehicle Stability Control³ that uses a complex suite of sensors to electronically detect any slip of the wheels while cornering. By determining your intended path, it helps keep you on track by modulating engine power and selectively applying the brakes. It works in conjunction with Traction Control that's designed to sense the onset of wheel slip while accelerating. To correct the loss of traction, it applies braking to the appropriate wheel(s) and transfers power to the driving wheel with the best grip. Sport-tuned suspension is also available on any rear-wheel drive IS. It uses firmer performance springs and shocks and provides tighter, assured handling. Finally, front and rear stabilizer bars help the tires grip the pavement when cornering and offer drivers even more control while reducing the vehicle's body sway.

Vehicle Dynamics Integrated Management (VDIM)³
Traction Control (TRAC)
Available sport-tuned suspension for rear-wheel drive (RWD)
All-wheel drive (AWD) IS 250
Anti-lock Braking System (ABS)
Electronic Brakeforce Distribution (EBD)
Brake Assist⁴
Double-wishbone suspension
Available 18-inch wheels and tires⁵
Hollow front stabilizer bar

AS PART OF ITS PERFORMANCE PROFILE, THE IS FEATURES A SOPHISTICATED STABILITY CONTROL SYSTEM: Vehicle Dynamics Integrated Management (VDIM)³. Many handling systems detect loss of traction during an event, but the VDIM³ system uses a network of sensors to anticipate a skid even before it occurs. When it detects a potential loss of traction, it orchestrates steering, braking, Vehicle Stability Control³ and Traction Control to help the driver maintain optimum control. For owners with more experienced driving styles, VDIM³ also comes in a Sport mode on the IS F. This enables the driver to take the car closer to its true performance capability before intervening—actually helping power through turns faster. Similar systems in other vehicles react differently and can feel as if their fuel systems have been abruptly cut off. Finally, for the most experienced high-intensity drivers who want to push the car to its extremes, you can turn VDIM³ off altogether. Let the joyride begin. For a demonstration, please visit lexus.com/IS/VDIM.

Unlike systems that only engage when a loss of traction occurs, VDIM³ can anticipate and help correct for a potential loss of traction throughout the entire path of a curve.



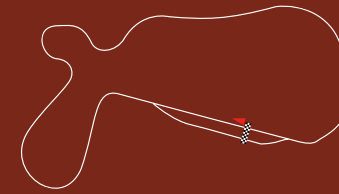
AT HIGH SPEEDS THERE'S LESS TIME TO REACT.
SO THE IS HELPS REACT FOR YOU.



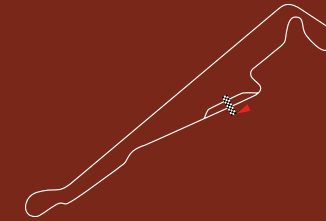
Fuji Speedway, Japan



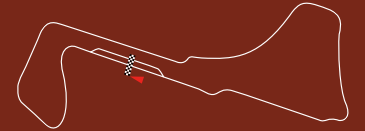
Laguna Seca Raceway, United States



Willow Springs, United States



Circuit Paul Ricard, France



Circuit Zolder, Belgium

2.

*the pursuit of
the sport of driving*

TO GRAB THE ATTENTION OF PERFORMANCE PURISTS, WE NOT ONLY BUILT A VEHICLE STEEPED IN RACING TECHNOLOGY, we truly put it to the test. From Europe to Asia to North America, the entire IS Line challenged many of the world's most heralded tracks. The IS's successful testing trials, for example, were held in Germany. And the ISF, through extensive travel and research, became the most thoroughly track-tested production Lexus ever. The ISF's logo is even inspired by Turn 1 of Japan's punishing Fuji Speedway. Clearly, the IS is about to change what a luxury car is capable of.



OUR DESIGN INSPIRATION?
NOTHING LESS THAN WORLD CHAMPIONSHIP RACING.



Start/Stop button (above)
Available paddle shifters (right)
Adjustable-rpm shift light (below)



Aerodynamic styling (right)
Bolstered seats (below)
Aluminum sport pedals (below right)



THE IS HAS CARVED THE WORLD'S RACETRACKS, AND ITS DESIGN CLEARLY REFLECTS IT. Much of the IS instrument panel feels straight out of professional racing. Drivers can quickly upshift or downshift gears with the vehicle's available steering-wheel-mounted paddle shifters. And an adjustable-rpm shift light assists by automatically glowing amber at the precise moment you need to shift. Both features help allow professional racers—and now IS drivers—to keep their eyes on the road and their hands on the wheel. Other elements include available aluminum sport pedals, dual chrome exhaust tips and Optitron electroluminescent gauges that always perform a "start-up sequence." The moment the start button is pushed, the needles illuminate from the base to the tip and sweep around their dials as a system check. For a demonstration, please visit lexus.com/IS/paddleshift.





A MONUMENTAL SHIFT IN DIRECTION,
MADE IN JUST A TENTH OF A SECOND.

Standard IS F Features:

416 horsepower¹
371 lb.-ft of torque¹
Cylinder head scavenge oil pump
High-flow cylinder heads
Titanium intake valves
Dual air-intake system
Vehicle Dynamics Integrated Management (VDIM)³ with Sport mode
Eight-speed Sport Direct-Shift transmission
Paddle shifters
Brembo[®] disc brakes⁶
Six-piston front calipers
14.2-inch cross-drilled rotors
BBS[®] 19-inch forged alloy wheels⁵
Heavily bolstered seats
Quad tail pipes
Aerodynamic flat undertray
Platinum and iridium spark-plug tips



For more information, please visit lexus.com/ISF.

FOR LEXUS, THE IS F REPRESENTS A DARING, POWERFUL CHANGE. One that includes upshifting that approaches the speeds of professional racing, a 0-to-60 sprint in 4.6 seconds^{1,2} and an advanced 5.0-liter V8. It all began with a “skunk works” team of speed-obsessed engineers working outside the usual Lexus corporate structure. The vehicle was developed with Yamaha,[®] and to ensure the IS F would perform superbly, exceptional suppliers such as Brembo[®] and BBS[®] provided parts. The goal was to produce the fastest and most powerful Lexus ever. Did they succeed? We’ll let the results speak for themselves: A scorching top track speed of 170 mph.^{1,2} Massive 14.2-inch front disc brakes⁶ with six-piston calipers and 13.6-inch rear disc brakes with two-piston calipers that grip with Herculean strength. And an engine that—at above 3,600 rpm—greedily inhales air through a large secondary intake to unleash horsepower and create a satisfying engine roar. Some might say that’s the sound of a shifting paradigm. Our proud engineers couldn’t agree more.



3.

*the pursuit of
aerodynamics applied to luxury*

WITHIN THE IS LINE, MANAGED AIRFLOW HELPS PROVIDE CONTINUAL COMFORT with available amenities such as a dual-zone climate control and available heated and ventilated front seats. On warm days, three ventilation settings use special blowers in the seatbacks and cushions to circulate air through the seat perforations. And on cold days, they can be heated to one of three different temperature settings. The climate-control system also uses a humidity sensor, a micro dust and pollen filter and in the IS 350 and IS F, a smog sensor that detects and helps block excessive hydrocarbons from entering the cabin. With the IS, aerodynamics extend from the exterior well into the cabin. And every passenger benefits.



Available perforated seating helps circulate heated and ventilated air for driver and front-passenger comfort on the IS 250 and IS 350.



The available Lexus Memory System allows drivers to establish personalized settings for the position of the seat, mirrors and steering wheel.



Seats on the IS are bolstered to help drivers remain firmly in place through curves and turns.

EVEN IN A CAR THIS FAST, SOME THINGS SHOULD NEVER BE RUSHED.



THE SPEED AND POWER MAKE IT AN IS. BUT THE LUXURY AND CRAFTSMANSHIP make it a Lexus. Detailing and nuances are always key. The leather trim, for example, is hand-chosen and made only from premium full-grain stocks. Even the leather's seaming process is meticulous. Our technique employs double needles and an extra wire to give the leather's stitching extra strength. And our sewing machines now work slower—rather than faster—to create nearly

invisible stitching holes that are closer together for a smoother, high-quality feel. Other examples you'll notice include a quiet cabin due to tight gap tolerances, available maple wood trim and a power rear sunshade. Even the exterior's mirror-like finish demands a second look. Every vehicle goes through an intense, multihued light scan to help ensure there are no imperfections even deep within its layers of paint. The overall process may take longer, but the results are worth the wait.

- Lexus Personalized Settings (LPS)
- Available heated and ventilated front seats on IS 250 RWD, AWD and IS 350
- Heated front seats on IS F
- Available Lexus Memory System
- Available perforated leather trim





THE VEHICLE'S SPEED MAY BE UNEXPECTED.
THE EXTENT OF ITS TECHNOLOGY IS NOT.



The available Mark Levinson Premium Surround Sound Audio System⁷ was designed specifically for the IS cabin and delivers 300 watts of powerful sound at less than 0.1% THD, 20-20,000 Hz.⁸



An auxiliary iPod[®]/mobile audio unit port is located inside the center armrest and can accept a standard stereo miniplug from portable audio devices such as MP3 or Windows Media[®] Audio players.



The available backup camera¹⁰ is located above the rear license plate. Place the IS in reverse and the tiny camera's view is displayed in full color on the seven-inch LCD screen.



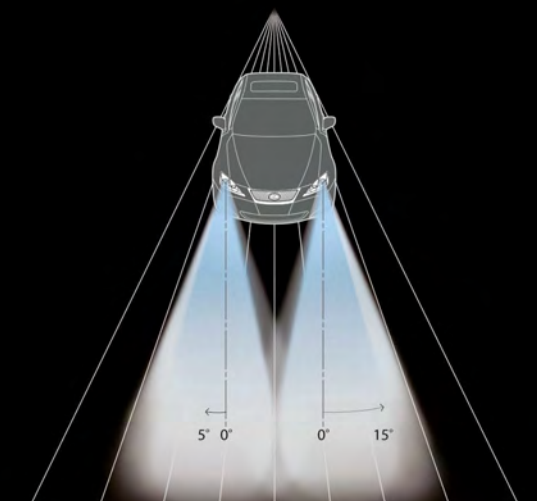
SmartAccess^{11,12} transmits a signal from your key fob to your vehicle in order to open the doors or trunk. With a push of a button, it also conveniently engages the vehicle's ignition.

A HIGH DEGREE OF INNOVATION IS EXPECTED IN A LEXUS, AND THE IS MORE THAN DELIVERS. It offers a wide range of meaningful technology designed to truly engage the driver. An available voice-activated DVD Navigation System¹³ responds to more than 100 voice commands and can help you reach your destinations with three different route options. The available Mark Levinson[®] Premium Surround Sound Audio System⁷ features 71-channel architecture and a 10-channel amplifier that powers 14 carefully arranged speakers. The sound is world-class and will impress even the most discerning audiophile. Other innovative features include available Bluetooth[®] technology,¹⁴ XM[®] and SIRIUS[®] Satellite Radio^{15,16} capability and a HomeLink[®] universal transceiver that allows the driver to control external devices such as a garage door or even living room lights—all with the touch of a button.

THERE ARE ROADS THAT ARE FLAT, STRAIGHT AND PERFECTLY LIT.
AND THEN THERE ARE ROADS FOR THE IS.

THE IS REALLY SHOWS ITS POTENTIAL WHEN NAVIGATING WINDING, TWISTY ROADS.

At night, the experience is further enhanced by an available Adaptive Front Lighting System (AFS). While cornering, AFS can illuminate more of the road by actually pivoting the headlamps into the turn. This can give drivers more reaction time and a greater sense of confidence while navigating at night. For added peace of mind, we've made available a Pre-Collision System (PCS):¹⁷ The vehicle uses front-mounted millimeter-wave radar sensors to continuously monitor the distance and closing speed of objects in front of you. If the system's computer determines a collision is imminent, PCS¹⁷ immediately retracts the front seatbelts and preps Brake Assist,⁴ which can apply crucial increased braking force in an emergency situation. Other safety features include energy-absorbing front and rear crumple zones, available rain-sensing windshield wipers and a comprehensive network of eight airbags.¹⁸



To illuminate more road than traditional headlamps, the available Adaptive Front Lighting System can pivot the left headlamp up to 15 degrees and the right headlamp up to 5 degrees.

CUSTOMIZE YOUR G-FORCE.
INTRODUCING F-SPORT ACCESSORIES.*

To help boost performance and customize the IS to suit all your specific needs, choose from any of the following F-Sport™ Accessories available exclusively through your Lexus dealer. For more complete details and requirements, please visit f-sport.com.



Front-brake upgrade¹⁹
Rear-brake upgrade¹⁹



Exhaust system



Quick shifter



Air intake assembly²⁰



Lowering spring set



Carbon fiber engine cover



Under chassis brace



19-in forged alloy wheels⁵



Clutch set



Bilstein® shock absorber set



Sway bar set



*Please see inside back cover for more information regarding F-Sport Accessories.

Customer service beyond expectations. It's the one pursuit that has nothing to do with the design of our vehicles and everything to do with our philosophy as a company. "Treat each customer as we would a guest in our home" is not just a promise we make. It's a promise we keep.

THE DEALERSHIP EXPERIENCE

If you visit one of our dealerships, make yourself at home. Help yourself to a beverage or some light fare. Been awhile since you've checked your stocks or e-mail? Most dealerships provide Internet access. Picking up your new Lexus? Rest assured that our associates will make the transition as seamless as possible. From setting your favorite radio stations to connecting and transferring your compatible cell phone's contacts to the available Bluetooth®* system on your vehicle. We'll even position and adjust the driver's seat to your exact specifications.

LEXUS MAGAZINE

Every three months, owners are mailed a complimentary issue of Lexus magazine, an award-winning journal of experiences, trends and human-interest pieces. While some stories are directly related to Lexus vehicles and innovations, the magazine primarily focuses on the more unique and lifestyle-oriented aspects of luxury. Readers will find interesting information and thought-provoking articles on cuisine, culture and travel destinations and will enjoy beautifully photographed articles by well-regarded editors and writers. In fact, current Lexus owners find the magazine so entertaining that the majority pass their personal copy along to family and friends for their enjoyment.

VIP TREATMENT

We've made arrangements with select partners across the country to provide first-class treatment to Lexus owners. At specific venues, for example, benefits include waived parking fees, complimentary valet service and convenient, designated spaces. At certain theaters and sporting arenas, Lexus owners can receive VIP access to Lexus clubs and lounges through their dealer. And, should you ever visit California's world-renowned Napa Valley, we've arranged for VIP treatment at some of the finest wineries. Specific benefits vary from exclusive reserve tastings and complimentary shipping to personal cellar tours and private picnics overlooking the valley.

HOTEL PARTNERSHIPS

We've also formed partnerships with nearly 30 of the country's premiere vacation destinations, including the Amangani in Jackson Hole, the Fairmont Orchid in Hawaii and Blackberry Farm in Tennessee. While the benefits vary, owners are typically given a complimentary room upgrade or a \$100 credit to be applied toward the hotel's most popular amenities.

For a complete list of our hotel partners and more information on the ownership benefits listed here, please visit owners.lexus.com.



The service you receive as a Cardmember* promises everything you expect from Lexus. With the Lexus Pursuits Visa Signature Card, you will enjoy no pre-set spending limit† and no annual fee. Also enjoy exclusive Visa Signature concierge benefits, including complimentary assistance with travel, hard-to-get tickets and even the perfect gift. Plus, you will receive preferred access to popular entertainment, dining and special events.

With Lexus Pursuits Points, you will earn Lexus rewards, which are part of one of the richest rewards programs available. Earn 5 points for every \$1 spent at your participating Lexus dealership and 1.5 points for every \$1 spent everywhere else. Points are redeemable toward Lexus service, parts, accessories—and even up to 10% off your next new Lexus vehicle purchase or lease at participating Lexus dealerships. With the optional Travel Rewards Program (yearly fee required) you may choose to redeem your points toward virtually all your travel needs.

To apply, call 888-777-5555 ext. 82246 or visit LexusPursuits.com/apply/vehicle09.

*On approved credit. Subject to Terms and Conditions in the Lexus Pursuits Visa Cardmember Agreement and Lexus Pursuits Rewards Program Terms and Conditions. Points redemption not available at dealerships in Hawaii.

†No pre-set spending limit does not mean unlimited spending.

The creditor and issuer of the Lexus Pursuits Visa is Lexus Financial Savings Bank.

*The Bluetooth® technology phones listed on lexus.com have been tested for compatibility with Lexus vehicles. Performance will vary based on phone software version, coverage and your wireless carrier. Phones are warranted by their manufacturer, not Lexus.

EXTERIOR COLORS

Tungsten Pearl*

Glacier Frost Mica

Breakwater Blue Metallic

Starfire Pearl

Obsidian*

Matador Red Mica


Amber Pearl


Truffle Mica


Black Sapphire Pearl


Smoky Granite Mica*


INTERIOR COLORS AND WOOD TRIM














Ecru Leather

Light Gray Leather

Black Leather

Metallic Finish†

Golden Brown Bird's-Eye Maple†

Dark Gray Bird's-Eye Maple†

COLOR AVAILABILITY

	Ecru Leather	Light Gray Leather	Black Leather
Tungsten Pearl		■	■
Glacier Frost Mica	■	■	■
Breakwater Blue Metallic	■	■	■
Starfire Pearl	■	■	■
Obsidian	■	■	■
Matador Red Mica	■	■	■
Amber Pearl	■		
Truffle Mica	■		■
Black Sapphire Pearl	■	■	■
Smoky Granite Mica	■	■	■
Metallic Finish	■	■	■
Golden Brown Bird's-Eye Maple	■		
Dark Gray Bird's-Eye Maple		■	■

Perforated leather-trimmed interior is available. *X-Package available in Tungsten Pearl, Obsidian and Smoky Granite Mica.
†Metallic-Finish interior trim is standard. Golden brown bird's-eye maple and dark gray bird's-eye maple interior trims are available.

OPTION PACKAGES†

LUXURY PACKAGE (IS 250 AT/IS 350)
Golden brown or dark gray bird's-eye maple interior trim
Perforated leather-trimmed interior (RWD only)
Power tilt-and-telescopic steering column
Lexus Memory System for power driver's and front passenger's seats (except lumbar), outside mirrors and steering wheel
Heated and ventilated front seats (RWD only)
Illuminated doorsill scuff plates
Power rear sunshade
Rain-sensing intermittent windshield wipers with mist cycle
Electrochromic (auto-dimming) outside mirrors with auto tilt-down in reverse
Bi-xenon High-Intensity Discharge (HID) headlamps
Adaptive Front Lighting System (AFS)

LUXURY PACKAGE W/ 18-INCH WHEELS (IS 350/IS 250 RWD)
Includes all Luxury Package features plus:
18 x 8.0-in split-five-spoke alloy wheels with 225/40YR18 all-season tires front⁵
18 x 8.5-in split-five-spoke alloy wheels with 255/40YR18 all-season tires rear⁵

**NAVIGATION SYSTEM/
MARK LEVINSON PREMIUM AUDIO SYSTEM PACKAGE**
Voice-activated DVD Navigation System¹³ with backup camera¹⁰ and Bluetooth® technology¹⁴
Mark Levinson 14-speaker 300-watt @ less than 0.1% THD, 20-20,000 Hz⁸ Premium Surround Sound Audio System⁷ with 7.1 architecture and in-dash, single-feed, six-disc DVD/CD auto-changer featuring DVD-audio and DVD-video playback

PREMIUM PACKAGE
Golden brown or dark gray bird's-eye maple interior trim
Perforated leather-trimmed interior
Heated and ventilated front seats (RWD only; heated front seats standard on IS 250 AWD)

X-PACKAGE (IS 350/IS 250 RWD)
Sport-tuned suspension
18 x 8.0-in X-Package alloy wheels with 225/40YR18 summer tires front⁵
18 x 8.5-in X-Package alloy wheels with 255/40YR18 summer tires rear⁵
Aerodynamic front air dam
Aluminum sport pedals
Illuminated doorsill scuff plates
Available without moonroof

SPORT PACKAGE (IS 350)
Perforated leather-trimmed interior
Power tilt-and-telescopic steering column
Lexus Memory System for power driver's and front passenger's seats (except lumbar), outside mirrors and steering wheel
Heated and ventilated front seats (RWD only)
Aluminum sport pedals and doorsill scuff plates
Rain-sensing intermittent windshield wipers with mist cycle
Electrochromic (auto-dimming) outside mirrors with auto tilt-down in reverse
Bi-xenon High-Intensity Discharge (HID) headlamps
Adaptive Front Lighting System (AFS)
Sport-tuned suspension
18 x 8.0-in split-five-spoke alloy wheels with 225/40YR18 summer tires front⁵
18 x 8.5-in split-five-spoke alloy wheels with 255/40YR18 summer tires rear⁵



OPTIONS AND ACCESSORIES†

Voice-activated DVD Navigation System¹³ with backup camera¹⁰ and Bluetooth® technology¹⁴
Mark Levinson 14-speaker 300-watt @ less than 0.1% THD, 20-20,000 Hz⁸ Premium Surround Sound Audio System⁷ with 7.1-channel architecture and in-dash, single-feed, six-disc DVD/CD auto-changer featuring DVD-audio and DVD-video playback
Intuitive Parking Assist
Pre-Collision System (PCS)¹⁷ and Dynamic Radar Cruise Control²¹ (automatic transmission only)
18 x 8.0-in split-five-spoke alloy wheels with 225/40YR18 all-season or summer tires front⁵ 18 x 8.5-in split-five-spoke alloy wheels with 255/40YR18 all-season or summer tires rear⁵ IS 350/IS 250 RWD
Bi-xenon High-Intensity Discharge (HID) headlamps with Adaptive Front Lighting System (AFS)
Headlamp washers—requires Bi-xenon High-Intensity Discharge (HID) headlamps and Adaptive Front Lighting System (AFS)

Rear spoiler
XM or SIRIUS Satellite Radio^{15,16} capability
Interface kit for iPod^{9,16}
All-weather floor mats
Cargo mat
Cargo net
Car cover
Rear bumper appliqué
18-in G-Spider alloy wheels⁵
18-in ISP Mode alloy wheels⁵
Wheel locks

†Please see inside back cover for more information regarding options/packages.

WHEELS



17-in 10-spoke alloy wheels⁵
STANDARD



18-in split-five-spoke alloy wheels⁵
AVAILABLE



18-in G-Spider alloy wheels⁵
AVAILABLE



18-in ISP Mode alloy wheels⁵
AVAILABLE



18-in X-Package alloy wheels⁵
AVAILABLE



19-in F-Sport* forged alloy wheels⁵
AVAILABLE

BODY AND DIMENSIONS

HEADROOM
front/rear
37.2/36.7 in (945/932 mm)

SHOULDER ROOM
front/rear
54.4/52.7 in (1,382/1,339 mm)

HIP ROOM
front/rear
54.1/53.7 in (1,374/1,364 mm)

HEIGHT
56.1 in (1,425 mm) (RWD)
56.7 in (1,440 mm) (AWD)



WIDTH 70.9 in (1,801 mm)

TRUNK CAPACITY
13.0 cu ft (368 L)

FUEL-TANK CAPACITY
17.1 gal (65 L)

LEG ROOM
front/rear
43.9/30.6 in (1,115/777 mm)



WHEELBASE 107.5 in (2,731 mm)

OVERALL LENGTH 180.3 (4,580 mm)

GENERAL

TYPE	Five-passenger luxury sport sedan
CONSTRUCTION	Welded-steel unibody
CURB WEIGHT	3,527 lb (1,600 kg) (IS 350) 3,435 lb (1,558 kg) (IS 250 A/T RWD) 3,455 lb (1,567 kg) (IS 250 M/T RWD) 3,651 lb (1,656 kg) (IS 250 AWD)

ENGINE

	IS 350
TYPE	60° V6, aluminum block and heads
DISPLACEMENT	3.5 liters (210 cubic inches)
VALVETRAIN	Four cam, four valves per cylinder, with dual Variable Valve Timing with intelligence (VVT-i)
COMPRESSION RATIO	11.8:1
HORSEPOWER AT RPM	306 hp @ 6,400 ¹
TORQUE AT RPM	277 lb.-ft @ 4,800 ¹
EMISSION RATING	Certified Ultra-Low Emission Vehicle (ULEV II)

	IS 250
TYPE	60° V6, aluminum block and heads
DISPLACEMENT	2.5 liters (152 cubic inches)
VALVETRAIN	Four cam, four valves per cylinder, with dual Variable Valve Timing with intelligence (VVT-i)
COMPRESSION RATIO	12.0:1
HORSEPOWER AT RPM	204 hp @ 6,400 ¹
TORQUE AT RPM	185 lb.-ft @ 4,800 ¹
EMISSION RATING	Certified Ultra-Low Emission Vehicle (ULEV II)

PERFORMANCE

	IS 350
0-60 MPH ACCELERATION	5.6 seconds ¹²
1/4-MILE ACCELERATION	14.0 seconds ¹²
TOP TRACK SPEED (Electronically Limited)	143 mph ¹²
EPA FUEL ECONOMY ESTIMATES (city/highway)	18/25 mpg ²²
AERODYNAMIC DRAG COEFFICIENT	0.28
TURNING CIRCLE	33.5 ft

	IS 250
0-60 MPH ACCELERATION	7.9 seconds (RWD) ¹² 8.3 seconds (AWD) ¹²
1/4-MILE ACCELERATION	16.1 seconds (RWD A/T) ¹² 16.2 seconds (RWD M/T) ¹² 16.4 seconds (AWD) ¹²
TOP TRACK SPEED (Electronically Limited)	140 mph (A/T RWD) ¹² 143 mph (M/T RWD) ¹² 131 mph (AWD) ¹²
EPA FUEL ECONOMY ESTIMATES (city/highway)	21/29 mpg (A/T RWD) ²² 18/26 mpg (M/T RWD) ²² 20/26 mpg (AWD) ²²
AERODYNAMIC DRAG COEFFICIENT	0.28
TURNING CIRCLE	33.5 ft (RWD), 35.5 ft (AWD)

DRIVETRAIN

DRIVE WHEELS	Rear, with standard Vehicle Dynamics Integrated Management (VDIM) ³ Full-time all-wheel drive (AWD) with standard Vehicle Dynamics Integrated Management (VDIM) (IS 250 AWD) ³
TRANSMISSION	Six-speed paddle-shift-sequential automatic Electronically Controlled Transmission with intelligence (ECT-i) (IS 350, IS 250 A/T RWD and IS 250 AWD) Six-speed manual transmission (IS 250 M/T RWD)
FINAL DRIVE RATIO	4.083:1 (IS 350) 3.909:1 (IS 250 A/T RWD) 3.727:1 (IS 250 M/T RWD) 4.100:1 (IS 250 AWD)

CHASSIS

VEHICLE DYNAMICS INTEGRATED MANAGEMENT (VDIM) ³	Advanced stability and traction management system designed to proactively but seamlessly integrate separate vehicle dynamic functions to enhance driver control and vehicle performance under a variety of adverse conditions. VDIM ³ manages the integration of Electronic Power Steering (EPS), Vehicle Stability Control (VSC) ³ Traction Control (TRAC), Anti-lock Braking System (ABS), Electronic Brakeforce Distribution (EBD) and Brake Assist ⁴
SUSPENSION	Front: Independent, double-wishbone with coil springs, monotube gas-pressurized shock absorbers and hollow stabilizer bar. Rear: Independent, multi-link with coil springs, inverted monotube gas-pressurized shock absorbers and stabilizer bar
STEERING	Electronic Power Steering (EPS) system, 2.9 turns lock to lock
BRAKES	Four-wheel power-assisted disc brakes, with high-friction front brake pads, ⁶ four-sensor, four-channel Anti-lock Braking System (ABS), Electronic Brakeforce Distribution (EBD) and Brake Assist ⁴
WHEELS AND TIRES	Four-piston front calipers. 13.1-in front ⁶ 12.2-in rear ventilated discs (IS 350) 11.6-in ventilated front ⁶ 11.4-in solid rear discs (IS 250) 17 x 8.0-in 10-spoke alloy wheels with all-season 225/45VR17 tires front ⁵ 245/45VR17 tires rear (IS 350 and IS 250 RWD) ⁵ 17 x 8.0-in 10-spoke alloy wheels with all-season tires 225/45VR17 (IS 250 AWD) ⁵ Optional: 18 x 8.0-in split-five-spoke alloy wheels with 225/40YR18 all-season or summer tires front ⁵ 18 x 8.5-in split-five-spoke alloy wheels with 255/40YR18 all-season or summer tires rear (IS 350 and IS 250 RWD) ⁵

⁵Please see inside back cover for more information regarding F-Sport Accessories.

STANDARD LUXURY FEATURES

LUXURY AND CONVENIENCE

- SmartAccess^{11,12} with push-button Start/Stop
- Dual-zone automatic climate control with interior air filter and automatic recirculation mode (IS 350 includes smog sensor)
- Tilt-and-telescopic steering column
- Power tilt-and-slide moonroof with one-touch open/close and sliding sunshade
- Power windows with one-touch auto open/close feature
- Remote-linked window and moonroof opening
- Retained accessory power for windows and moonroof
- Electrochromic (auto-dimming) inside rearview mirror
- Power door locks
- Cruise control
- Center console with sliding armrest, storage bin and accessory outlet
- Foldable front-door storage pockets
- HomeLink® universal transceiver to operate compatible garage, gate, home lighting and home security systems
- Illuminated entry system
- Automatic on/off projector-beam headlamps with 30-second delay
- Dual chrome exhaust tips
- Trunk pass-through
- Carpeted floor mats

SEATING AND TRIM

- Metallic-finish interior trim
- Leather-trimmed interior
- Leather-trimmed steering wheel and shift knob
- 10-way driver’s and front passenger’s (including lumbar) power seats
- Heated front seats (IS 250 AWD)
- Height-adjustable headrests for all seats with foldable rear headrests

AUDIO AND NAVIGATION

- Lexus 13-speaker Premium Sound System with Automatic Sound Levelizer (ASL) and in-dash, single-feed, six-disc CD auto-changer
- Auxiliary iPod⁹/MP3/Windows Media Audio (WMA) port
- In-glass antenna with FM-diversity system

INSTRUMENTATION AND CONTROLS

- Steering-wheel-mounted audio and display controls
- Electroluminescent instrumentation with startup sequence
- Illuminated interior electronic trunk-lid and fuel-filler door releases
- Lexus Personalized Settings (LPS) to customize select electronic functions

STANDARD SAFETY AND SECURITY FEATURES

ACTIVE SAFETY

- Four-wheel power-assisted disc brakes
- Four-sensor, four-channel Anti-lock Braking System (ABS)
- Vehicle Dynamics Integrated Management (VDIM)³ with cutoff switch
- Traction Control (TRAC)
- Brake Assist⁴
- Electronic Brakeforce Distribution (EBD)
- Direct Tire Pressure Monitor System²³

PASSIVE SAFETY

- Driver’s and front passenger’s advanced airbag system (SRS)¹⁸ with front passenger’s twin-chamber airbag (SRS)¹⁸
- Front seat-mounted side airbags (SRS)¹⁸
- Front and rear side curtain airbags (SRS)¹⁸
- Driver’s and front passenger’s knee airbags (SRS)¹⁸
- Three-point seatbelts for all seating positions, pre-tensioners with force limiters for front and outboard rear seats
- Automatic Locking Retractor/Emergency Locking Retractor (ALR/ELR) seatbelts for all passenger seating positions. Emergency Locking Retractor (ELR) only for driver’s seat
- Height-adjustable front shoulder belt anchors
- Child Restraint Seat (CRS) tether anchor brackets for rear outboard seating positions
- Highly rigid body structure with front and rear crumple zones
- Side-impact door beams
- Reinforcements in pillars
- Impact-dissipating upper interior trim
- Collapsible steering column
- Daytime running lights
- Integrated foglamps
- Water-repellent front-door glass
- Variable intermittent windshield wipers with mist cycle
- Rear-window defogger with auto-off timer
- Power-adjustable outside mirrors with defoggers, puddle lamps and integrated turn indicators

SECURITY

- Vehicle theft-deterrent and engine-immobilizer system¹²

THE PAGES OF THIS BROCHURE TELL A STORY. Not just of the 2009 IS Line, but also of one of the many ways we are working to reduce our environmental impact. The paper used, referred to in the printing industry as “Lexus Pursuit 30,” is composed of 30% post-consumer waste²⁴—the most we’ve ever used and 20% more than traditional brochures. It’s also manufactured with 100% renewable electricity and has garnered just about every environmentally responsible acronym you can imagine. Including FSC and PEFC certifications.

WARRANTY

Four-year/50,000-mile Lexus Limited Warranty. Six-year/70,000-mile Powertrain Warranty. Six-year/unlimited-mileage Corrosion Perforation Warranty. All warranties with zero deductible. See the *IS Warranty and Services Guide* at your Lexus dealer for details.

1. Ratings achieved using the required premium unleaded gasoline with an octane rating of 91 or higher. If premium fuel is not used, performance will decrease. **2.** Performance figures are for comparison only and were obtained with prototype vehicles by professional drivers using special safety equipment and procedures. Do not attempt. **3.** Vehicle Stability Control (VSC) and Vehicle Dynamics Integrated Management (VDIM) are electronic systems designed to help the driver maintain vehicle control under adverse conditions. They are not substitutes for safe driving practices. Factors including speed, road conditions and driver steering input can all affect whether VSC or VDIM will be effective in preventing a loss of control. Please see your *Owner’s Manual* for further details. **4.** Brake Assist is designed to help the driver take full advantage of the benefits of ABS. It is not a substitute for safe driving practices. Braking effectiveness also depends on proper brake-system maintenance and tire and road conditions. **5.** 17-in, 18-in or 19-in performance tires are expected to experience greater tire wear than conventional tires. Tire life may be substantially less than 20,000 miles (17-in) or 15,000 miles (18-in and 19-in), depending on driving conditions. **6.** High-friction brakes require periodic inspection and measurement as outlined in the *Warranty and Services Guide*. The pads and rotors are expected to experience greater wear than conventional brakes. Pad life may be less than 20,000 miles, and brake rotor life may be less than 50,000 miles depending on driving conditions. **7.** Mark Levinson is a registered trademark of Harman International Industries, Inc. **8.** Continuous average power, all channels driven, at less than 01% THD; 20-20,000 Hz. **9.** iPod is a registered trademark of Apple Inc. **10.** The backup camera, available only with the Navigation System, does not provide a comprehensive view of the rear area of the vehicle. You should also look around outside your vehicle and use your mirrors to confirm rearward clearance. Cold weather will limit effectiveness and view may become cloudy. **11.** The SmartAccess system may interfere with some pacemakers or cardiac defibrillators. If you have one of these medical devices, please talk to your doctor to see if you should deactivate this system. **12.** The engine immobilizer is a state-of-the-art anti-theft system. The key transmits an electronic code to the vehicle. The engine will only start if the code in the transponder chip inside the key matches the code in the vehicle’s immobilizer. Because the transponder chip is embedded in the key, it can be costly to replace. If you lose a key, your Lexus dealer can help, or you can find a qualified independent locksmith to perform high-security key services at www.aloa.org. **13.** The Navigation System is designed to assist in locating an address or point of interest. Discrepancies may be encountered between the system and your actual location. Road system changes may affect the accuracy of the information provided. Rely on your common sense to decide whether to follow a specified route. Detailed coverage not available in every city or roadway. Periodic updates available at an additional cost. Please see your *Navigation System Owner’s Manual* for further details. **14.** The Bluetooth® technology phones listed on lexus.com have been tested for compatibility with Lexus vehicles. Performance will vary based on phone software version, coverage and your wireless carrier. Phones are warranted by their manufacturer, not Lexus. **15.** Satellite Radio requires an XM or SIRIUS compatible receiver and monthly service fee. Please see your Lexus dealer for further details. Reception of the satellite signal may vary depending on location. All fees and programming subject to change. Subscriptions subject to the terms and conditions available at www.xmradio.com or www.sirius.com. Available only in the 48 contiguous United States. **16.** Interface kit for iPod and XM or SIRIUS Satellite Radio services are not compatible and are not available in conjunction with one another. **17.** The Pre-Collision System is designed to help reduce the crash speed and damage in certain frontal collisions only. It is not a collision-avoidance system and is not a substitute for safe and attentive driving. System effectiveness depends on many factors, such as speed, driver input and road conditions. Please see your *Owner’s Manual* for further information. **18.** All the airbag (“AB”) systems are Supplemental Restraint Systems. All ABs (if installed) are designed to inflate only under certain conditions and in certain types of severe collisions: frontal and knee ABs typically inflate in frontal collisions; side and side curtain ABs in side collisions; Roll-Sensing Curtain ABs at a severe tilt degree, roll or lateral G-force. In all other accidents, the ABs will not inflate. To decrease the risk of injury from an inflating AB, always wear seatbelts, sit upright in the middle of the seat as far back as possible and do not lean against the door. Do not put objects in front of an AB or around the seatback. Do not use a rearward-facing child seat in any front passenger seat. The force of an inflating AB may cause serious injury or death. Please see your *Owner’s Manual* for further information/warnings. **19.** With either the front or rear brake upgrade, the compact spare tire cannot be used. In the event of a flat, the tire must be repaired or replaced. **20.** This intake system is to be sold as a dealer-installed or over-the-counter option after retail sale of the vehicle. The F-Sport Performance Intake may not be sold to the customer at the same time as the new vehicle and may not be financed together with the new vehicle. This intake system is emission-legal in all 50 states. **21.** Dynamic Radar Cruise Control is designed to assist the driver and is not a substitute for safe and attentive driving practices. Please see your *Owner’s Manual* for important instructions and cautions. **22.** 2009 EPA-estimated mileage. Actual mileage will vary. **23.** The Tire Pressure Monitor alerts the driver when tire pressure is critically low. For optimal tire wear and performance, tire pressure should be checked regularly with a gauge; do not rely solely on the monitor system. Please see your *Owner’s Manual* for details. **24.** Cover stock is composed of 10% post-consumer waste.

*F-Sport Performance Accessories are aftermarket parts and are not Genuine Lexus Parts and, therefore, may not be used in any application that requires the use of Genuine Lexus Parts. **F-Sport Performance Accessories installed by dealer.** F-Sport Accessories are warranted for 12 months from the date of installation or for the balance of the new-car warranty in force at the date of installation, whichever is greater, when installed by an authorized Lexus dealer. This warranty does not cover maintenance services such as replacement of brake pads/linings and clutch linings. This warranty does not cover noise, vibration, cosmetic conditions and other deterioration caused by normal wear and tear. **F-Sport Performance Accessories not installed by dealer.** F-Sport Accessories installed by anyone other than an authorized Lexus dealer are warranted for 12 months from the date of purchase only, and the warranty coverage is limited to the replacement value of the F-Sport Accessory. This warranty does not cover maintenance services such as replacement of brake pads/linings and clutch linings. This warranty does not cover noise, vibration, cosmetic conditions and other deterioration caused by normal wear and tear. Part failure caused by improper installation by anyone other than an authorized Lexus dealer may void the F-Sport Accessory warranty, the new-vehicle warranty or both. F-Sport is a trademark of Toyota Motor Corporation. All information presented herein is based on data available at the time of printing and is subject to change without notice. Products are available through participating Lexus dealers. See dealers for more detailed information.

[†]Lexus strives to build vehicles to match customer interest, and thus they typically are built with popular options and option packages. Not all options/packages are available separately, and some may not be available in all regions of the country. See lexus.com for information about options/packages commonly available in your area. If you would prefer a vehicle without any or with different options, contact your dealer to check for current availability or the possibility of placing a special order. Specifications, features, equipment, technical data, performance figures, options, and color and trim are based upon information available at time of printing, are subject to change without notice, are for mainland U.S.A. vehicles only. Some vehicles shown with available equipment. See your Lexus dealer for details. Lexus reminds you to wear seatbelts, secure children in rear seat, obey all traffic laws and drive responsibly. **For more information, call 800-USA-LEXUS (872-5398) or visit lexus.com. To learn more about your financing options, contact your Lexus dealer or call Lexus Financial Services at 800-874-7050.**



THE PURSUIT OF PERFECTION.

