

FOREMOST
FORETRAVEL PREVOST.



The Foretravel Prevost H3-45™ The Foremost in Luxury Travel.

FOREMOST
FORETRAVEL PREVOST



The Foretravel Prevost H3-45™ The Foremost in Luxury Travel.

H3-45™ Emperor Sauna Suite by Foretravel (45ESS)

THE PINNACLE OF LUXURY

Foremost, by definition, means first in place, first in order or first in rank...

The Foremost in luxury motor coaches is here and available now at the #1 volume selling motor home dealership in the world. For over 50 years Foretravel has remained at the pinnacle of the luxury motor coach industry.

Offering only the finest in coach design, materials and quality.

This legendary coach manufacturer has now infused its more than half a century of coach building expertise into the "ultimate in excellence", the Prevost® H3-45 VIP™



H3-45™ Emperor Sauna Suite by Foretravel (45ESS)

THE PINNACLE OF LUXURY

Foremost, by definition, means first in place, first in order or first in rank...

The Foremost in luxury motor coaches is here and available now at the #1 volume selling motor home dealership in the world. For over 50 years Foretravel has remained at the pinnacle of the luxury motor coach industry.

Offering only the finest in coach design, materials and quality.

This legendary coach manufacturer has now infused its more than half a century of coach building expertise into the "ultimate in excellence", the Prevost® H3-45 VIP™





EMPEROR SAUNA SUITE
POMPEII DECOR
45ESS



EMPEROR SAUNA SUITE
POMPEII DECOR
45ESS

PREVOST®





The Prevost® chassis and shell is truly second to none and reserved for only a select few motor coaches and motor coach enthusiasts per year. In a Prevost® coach market, filled with opulence and options, the Foretravel Prevost® stands second to none. You will not only find the customary luxury features found in most all Prevost® conversions, but an unprecedented level of function, livability and appointments never before offered in a motor coach.

PREVOST®





The Prevost® chassis and shell is truly second to none and reserved for only a select few motor coaches and motor coach enthusiasts per year. In a Prevost® coach market, filled with opulence and options, the Foretravel Prevost® stands second to none. You will not only find the customary luxury features found in most all Prevost® conversions, but an unprecedented level of function, livability and appointments never before offered in a motor coach.



EXPECT MORE WITH FOREMOST



The Emperor Sauna Suite (45ESS) floor plan boasts 4 slide-out rooms offering the most spacious galley available. Within the galley you will find Crossville®'s imported porcelain floor tile from Modena, Italy, as well as the highest quality Cambria® solid surface counter tops and masterfully tiled backsplashes.





EXPECT MORE WITH FOREMOST

The Emperor Sauna Suite (45ESS) floor plan boasts 4 slide-out rooms offering the most spacious galley available. Within the galley you will find Crossville®'s imported porcelain floor tile from Modena, Italy, as well as the highest quality Cambria® solid surface counter tops and masterfully tiled backsplashes.







A NEW PERSPECTIVE ON ELEGANCE

The spaciously designed dining lounge offers a new perspective featuring plush swivel seats adorned in custom hides. The dining lounge also has a 1080 HDTV, plenty of overhead cabinet space as well as hidden storage under the countertop.



A NEW PERSPECTIVE ON ELEGANCE

The spaciously designed dining lounge offers a new perspective featuring plush swivel seats adorned in custom hides. The dining lounge also has a 1080 HDTV, plenty of overhead cabinet space as well as hidden storage under the countertop.



ALL THE COMFORTS OF HOME



The feature wall in the galley displays Meural®'s digital art exhibit. With stunning realism you will have digital access to tens of thousands of works of art from museums and galleries around the world. You can also display your own photographic works of art and family photos as you travel across the country.



Fully integrated refrigerator



Power drop down 49" QLED HDTV
in the living room



Enjoy the ambiance of the built-in
fireplace year-round



A beautiful yet practically designed work and
leisure space with built-in 1080P HDTV



Signature Series LG®
washer/dryer with advanced
LG® features like Auto-Dosing,
LED display and SmartThinQ®
technology providing you
remote management of all
key features.

ALL THE COMFORTS OF HOME



Fully integrated refrigerator



Power drop down 49" QLED HDTV
in the living room



Enjoy the ambiance of the built-in
fireplace year-round



Signature Series LG®
washer/dryer with advanced
LG® features like Auto-Dosing,
LED display and SmartThinQ®
technology providing you
remote management of all
key features.

The feature wall in the galley displays Meural®'s digital art exhibit. With stunning realism you will have digital access to tens of thousands of works of art from museums and galleries around the world. You can also display your own photographic works of art and family photos as you travel across the country.



A beautiful yet practically designed work and
leisure space with built-in 1080P HDTV







WHEN ONLY THE BEST WILL DO




The master lavatory is a split bath and is adorned in only the very best. The Kohler Numi® Comfort Height® smart commode is Kohler's most advanced commode/bidet offering personalized settings that allow you to fine-tune every option to your exact preferences, from ambient colored lighting, to wireless Bluetooth® music sync capability, to the heated seat and foot warmer. This spacious lavatory also boast a custom built wedge style sink that is specifically made for the Foretravel 45ESS to maximize size and space.



WHEN ONLY THE BEST WILL DO



The master lavatory is a split bath and is adorned in only the very best. The Kohler Numi® Comfort Height® smart commode is Kohler's most advanced commode/bidet offering personalized settings that allow you to fine-tune every option to your exact preferences, from ambient colored lighting, to wireless Bluetooth® music sync capability, to the heated seat and foot warmer. This spacious lavatory also boasts a custom built wedge style sink that is specifically made for the Foretravel 45ESS to maximize size and space.





55" QLED 4K curved television that fits the space perfectly with a large seating area as well



The master suite boast plenty of closet and storage space



WHAT DREAMS
ARE MADE OF



55" QLED 4K curved television that fits the space perfectly with a large seating area as well

The master suite boast plenty of closet and storage space

WHAT DREAMS
ARE MADE OF






OPULANT OPTIONS ABOUND



Digitally control the temperature, water settings and even the incredible sound system installed in the master shower. Control the pressure of the overhead Ambient Rain Shower, adjust the multiple Water Tile® body sprayers and you can even control the mood with indirect LED lighting.



Create privacy by electronically frosting the glass door and wall



The Masterbath is a spa like retreat with the largest master shower ever constructed in a Prevost®



Full length tile bench



Custom built wedge style sink, plenty of counter space and a built in MirrorVue® bath & shower television


OPULANT OPTIONS ABOUND



Digitally control the temperature, water settings and even the incredible sound system installed in the master shower. Control the pressure of the overhead Ambient Rain Shower, adjust the multiple Water Tile® body sprayers and you can even control the mood with indirect LED lighting.




Create privacy by electronically frosting the glass door and wall



The Masterbath is a spa like retreat with the largest master shower ever constructed in a Prevost®



Full length tile bench



Custom built wedge style sink, plenty of counter space and a built in MirrorVue® bath & shower television



STEAM YOUR CARES AWAY

Should you rather take a steam the 45ESS leaves you wanting for nothing. The room features a full length tile bench so you can sit down, relax and turn on the Kohler Invigoration® 9kw steam generator.



When done you can turn on the high velocity roof fan to empty the sauna room of steam and heat and be ready to start your day invigorated!

There is one other extraordinary component we added to ensure only the very best bath and sauna experience possible for an Emperor Sauna Suite owner. You will find dual 8" x 36" water filtration chamber tanks. The ECOsmarte® system is the most advanced point-of-entry water treatment technology on the planet. It creates premium water quality while still preserving the calcium and magnesium minerals that are vital to your health. So regardless of where you are or what water is made available to you the ECOsmarte® system will ensure an exceptional quality of steam and water throughout the 45' Emperor Sauna Suite.





STEAM YOUR CARES AWAY

Should you rather take a steam the 45ESS leaves you wanting for nothing. The room features a full length tile bench so you can sit down, relax and turn on the Kohler Invigoration® 9kw steam generator.



When done you can turn on the high velocity roof fan to empty the sauna room of steam and heat and be ready to start your day invigorated!

There is one other extraordinary component we added to ensure only the very best bath and sauna experience possible for an Emperor Sauna Suite owner. You will find dual 8" x 36" water filtration chamber tanks. The ECOsmarte® system is the most advanced point-of-entry water treatment technology on the planet. It creates premium water quality while still preserving the calcium and magnesium minerals that are vital to your health. So regardless of where you are or what water is made available to you the ECOsmarte® system will ensure an exceptional quality of steam and water throughout the 45' Emperor Sauna Suite.





Let the party begin with a large outdoor prep area, refrigerator and exterior ice maker.
Also included is a Bear Tooth Grill, the new standard in portable cooking.



An integrated high-pressure coach wash to keep your rolling masterpiece looking its best.

BEAUTIFUL BRAWN



Power slide-out trays



Prevost® approved built-in exterior TV



Fully equipped external wet bay



20KW Power Tech diesel generator



An integrated high-pressure coach wash to keep your rolling masterpiece looking its best.

Let the party begin with a large outdoor prep area, refrigerator and exterior ice maker.
Also included is a Bear Tooth Grill, the new standard in portable cooking.

BEAUTIFUL BRAWN



Power slide-out trays



Prevost® approved built-in exterior TV



Fully equipped external wet bay



20KW Power Tech diesel generator



45ESS



EMPEROR SAUNA SUITE
PAINT: VESUVIUS





45ESS

FOREMOST
FORETRAVEL  PREVOST

EMPEROR SAUNA SUITE
PAINT: VESUVIUS



Emperor Sauna Suite Features

10.4 Dash Infotainment System
10.4 Touch-Screen Passenger Monitor
360 Degree Camera
3Form Inserts in Pocket Doors
4K Blu-ray™ Players (2)
Air Pocket Doors
Automatic Transfer Switch, Surge-Guard
Auxiliary Air Hose
Batteries, MK® 8D gel cell (8)
Bluetooth® Speakers & RGBW Lighting in Shower
Body Sprayer, Water Tile (4) & Hand Shower
Cambria® Countertops
CB Radio
Cook top, Fisher & Paykel recessed 4 burner w/covers
Custom Built Wedge Sinks (2)
Custom Hydro-Dip™ Dash Panels
Custom Tooled Leather Furniture and Bar Stools
DirecTV® HD DVR Receiver (1)
DirecTV® HD Receiver (2)
Dishwasher drawer, Fisher & Paykel Tall
Edgestar® 84 Can Cooler
Electric Cargo Trays (3)
Electric Privacy Glass Shower Enclosure
Farmhouse Kitchen Sink w/Covers
Fireplace, Amantii, 18"
Floor Heat, Gold Heat™ Mats
Floor Tile by Crossville® Studios
Generator Start Battery w/Solar Charger
Generator, 20kw Power Tech
Girard™ Patio Awnings w/LED (4)
Gray Water Bypass System
Grill, Bear Tooth by Rocky Mountain Cookware, Charcoal
Grospoint, Aircraft Grade Textiles in Storage Bays
Hydronic Heating, Aqua Hot® 675D
Ice Maker, EDGE STAR®, 50 lbs.
In-motion Satellite, Winegard®
Intercom, Mobotix
Inverter, Outback Power™ 3500w 24v (4)
Kohler® Karbon® Fiber Articulating Kitchen Faucet
Kohler® Numi® Comfort Height® Smart Commode/Bidet
Kohler® DTV+ Shower System
w/Overhead Water Tile Rain Shower Panel
Kohler® Invigoration 9kw Steam Generator (Steam Room)



45' Emperor Sauna Suite

Manual Battery Disconnect, 12v and 24v
Manual Inverter Bypass
Manual Shore Bypass
MCD Shades
Meural® Digital Art Display Recessed in LR wall
Microwave, Fisher & Paykel 30" OTR
Plumbing Manifold Assy.
Ramco Mirrors w/LED Indicator, Heat, Camera
Rear View Camera, Total Vision®
Refrigerator, Fisher & Paykel integrated
Roof Air, Coleman® 15000 btu w/Heat Pump (4)
Satellite HD, Winegard®
Shoreline Reel
Solar Battery Charger 180 w (2)
Solid Maple Drawers Dovetailed w/soft close slides
TV Antenna, Winegard® Rayzar Auto
TV, 24" Samsung LED Bar Flip Down TV
TV, 32" Samsung LED 1080P Desk TV
TV, 32" Samsung LED 1080P Exterior TV
TV, 49" Samsung QLED 4K Front LR Flip Down TV
TV, 55" Samsung QLED 4K curved Bedroom TV
TV, MirrorVue Shower TV
Valid Auxiliary Air Compressor
VegaTouch Coach Control System
Vent Fan, MAXxAIR Deluxe RVC (2)
Washer/Dryer LG® Signature Series
Water Cannon Pressure Washer, 1500 psi
Water Pump, Headhunter Mach 5
Water Treatment, ECOsmarte® System w/Dual
8" x 36" Water Filtration Chamber Tanks
WiFi Ranger Elite AC w/integrated 4G LTE
Skyus DS modem & MIMO antenna

*PREVOST SPECIFICATION HIGHLIGHTS

EPA compliant Volvo D13 engine 500HP with Diesel
particulate Filter (DPF) and Selective Catalytic
Converter (SCR)
Engine Torque Rating (ft.-lb.) 1750
Allison 5th Generation 6 speed Automatic
transmission 4000MH
Cruise Control
Pneumatic Drive Belts Tensioners
Turbo-boost Gauge
3-Speed Engine Cooling Fan
Engine Block Heater
Two-step Dual Filter with water separator

GENERAL

Length, Overall (ft) 45
Wheelbase (in) 316.12
Width, Overall (in) 102
Height, Overall (in) 149
Cabin Floor Height (in) 63
Under floor Storage (w/Driver A/C) (cu. ft.) 497
Under floor Compartment Doors Width (in) 48.5
Entrance Door Width (in) 27
Ground Clearance (in) 11
Overhang (incl. Bumper) - Front (in) 75
Overhang (incl. Bumper) - Rear (in) 107
Body Construction (Structure) Integral Stainless Steel
Body Construction (Outer Shell - up to window level)
Fiber Composite
Body Construction (Sub-Frame) Low-Alloy/High
Tensile Steel
State-of-the-art Soundproofing
Fuel Tank (US Gallons) 222
Fuel Filler Necks on Both Sides
Two-Year Warranty
Five-Year Warranty (Engine & Transmission)

TIRES AND WHEELS

Michelin 315/80R22.5 (Drive Axle)
Michelin 365/70R22.5 (Front and Tag Axles)
Polished Aluminum Wheels 22.5 x 9 in. (Drive Axle)
Polished Aluminum Wheels 22.5 x 10.5 in.
(Front and Tag Axles)

BRAKES

All-disc Brakes with ABS
Front Wheels Brake Boosters Type 27
Driver Wheels Brake Boosters Type 24-24
Tag Wheels Brake Boosters Type 14-16
Parking Brake Booster on Tag Wheels

STEERING AND SUSPENSION

Tilt and Telescopic Steering Wheel
ZF Variable Assistance Power Steering System
Independent Suspension System
Front and Drive Axle Sway Bars
Integrated Pneumatic Level - Low Leveling System
Liftable Tag Axle

ELECTRICAL SYSTEM

4 AGM batteries
Prime – battery management system
Fully Multiplexed Electrical System
12-volt Exterior Lighting
24-volt Main System

INNOVATIVE SAFETY FEATURES

Prevost Electronic Stability Program
Automatic Fire Suppression System for
Engine Compartment
Beru Tire Pressure Monitoring System
Xenon Low Beam Headlights

FACTORY-INSTALLED EQUIPMENT

Fog Lights
Ramco Remote Heated Rearview Mirrors
Central Electrical Door Locking System
Remote or keyless unlatch of the entrance door
Keyless keypad w/ multi-code capability
Remote Keyless Locking (Entrance Door)
Remote Keyless Locking (Compartment Doors)
Trailer Hitch Package (20,000 lb)
Cornering and Docking Lights
Courtesy Lights Blinker Switch
Engine and Compartment Lighting
Driver Delivery Seat
Back-up Sound Alarm Standard Headlamp
Cleaning System
Glossy Black Wood & Leather Smart Steering Wheel

Emperor Sauna Suite Features

- 10.4 Dash Infotainment System
- 10.4 Touch-Screen Passenger Monitor
- 360 Degree Camera
- 3Form Inserts in Pocket Doors
- 4K Blu-ray™ Players (2)
- Air Pocket Doors
- Automatic Transfer Switch, Surge-Guard
- Auxiliary Air Hose
- Batteries, MK® 8D gel cell (8)
- Bluetooth® Speakers & RGBW Lighting in Shower
- Body Sprayer, Water Tile (4) & Hand Shower
- Cambria® Countertops
- CB Radio
- Cook top, Fisher & Paykel recessed 4 burner w/covers
- Custom Built Wedge Sinks (2)
- Custom Hydro-Dip™ Dash Panels
- Custom Tooled Leather Furniture and Bar Stools
- DirecTV® HD DVR Receiver (1)
- DirecTV® HD Receiver (2)
- Dishwasher drawer, Fisher & Paykel Tall
- Edgestar® 84 Can Cooler
- Electric Cargo Trays (3)
- Electric Privacy Glass Shower Enclosure
- Farmhouse Kitchen Sink w/Covers
- Fireplace, Amantii, 18"
- Floor Heat, Gold Heat™ Mats
- Floor Tile by Crossville® Studios
- Generator Start Battery w/Solar Charger
- Generator, 20kw Power Tech
- Girard™ Patio Awnings w/LED (4)
- Gray Water Bypass System
- Grill, Bear Tooth by Rocky Mountain Cookware, Charcoal
- Grospoint, Aircraft Grade Textiles in Storage Bays
- Hydronic Heating, Aqua Hot® 675D
- Ice Maker, EDGESTAR®, 50 lbs.
- In-motion Satellite, Winegard®
- Intercom, Mobotix
- Inverter, Outback Power™ 3500w 24v (4)
- Kohler® Karbon® Fiber Articulating Kitchen Faucet
- Kohler® Numi® Comfort Height® Smart Commode/Bidet
- Kohler® DTV+ Shower System
- w/Overhead Water Tile Rain Shower Panel
- Kohler® Invigoration 9kw Steam Generator (Steam Room)



45' Emperor Sauna Suite

- Manual Battery Disconnect, 12v and 24v
- Manual Inverter Bypass
- Manual Shore Bypass
- MCD Shades
- Meural® Digital Art Display Recessed in LR wall
- Microwave, Fisher & Paykel 30" OTR
- Plumbing Manifold Assy.
- Ramco Mirrors w/LED Indicator, Heat, Camera
- Rear View Camera, Total Vision®
- Refrigerator, Fisher & Paykel integrated
- Roof Air, Coleman® 15000 btu w/Heat Pump (4)
- Satellite HD, Winegard®
- Shoreline Reel
- Solar Battery Charger 180 w (2)
- Solid Maple Drawers Dovetailed w/soft close slides
- TV Antenna, Winegard® Rayzar Auto
- TV, 24" Samsung LED Bar Flip Down TV
- TV, 32" Samsung LED 1080P Desk TV
- TV, 32" Samsung LED 1080P Exterior TV
- TV, 49" Samsung QLED 4K Front LR Flip Down TV
- TV, 55" Samsung QLED 4K curved Bedroom TV
- TV, MirrorVue Shower TV
- Valid Auxiliary Air Compressor
- VegaTouch Coach Control System
- Vent Fan, MAXxAIR Deluxe RVC (2)
- Washer/Dryer LG® Signature Series
- Water Cannon Pressure Washer, 1500 psi
- Water Pump, Headhunter Mach 5
- Water Treatment, ECOsmarte® System w/Dual 8" x 36" Water Filtration Chamber Tanks
- WiFi Ranger Elite AC w/integrated 4G LTE
- Skyus DS modem & MIMO antenna

*PREVOST SPECIFICATION HIGHLIGHTS

- EPA compliant Volvo D13 engine 500HP with Diesel particulate Filter (DPF) and Selective Catalytic Converter (SCR)
- Engine Torque Rating (ft.-lb.) 1750
- Allison 5th Generation 6 speed Automatic transmission 4000MH
- Cruise Control
- Pneumatic Drive Belts Tensioners
- Turbo-boost Gauge
- 3-Speed Engine Cooling Fan
- Engine Block Heater
- Two-step Dual Filter with water separator

GENERAL

- Length, Overall (ft) 45
- Wheelbase (in) 316.12
- Width, Overall (in) 102
- Height, Overall (in) 149
- Cabin Floor Height (in) 63
- Under floor Storage (w/Driver A/C) (cu. ft.) 497
- Under floor Compartment Doors Width (in) 48.5
- Entrance Door Width (in) 27
- Ground Clearance (in) 11
- Overhang (incl. Bumper) - Front (in) 75
- Overhang (incl. Bumper) - Rear (in) 107
- Body Construction (Structure) Integral Stainless Steel
- Body Construction (Outer Shell - up to window level) Fiber Composite
- Body Construction (Sub-Frame) Low-Alloy/High Tensile Steel
- State-of-the-art Soundproofing
- Fuel Tank (US Gallons) 222
- Fuel Filler Necks on Both Sides
- Two-Year Warranty
- Five-Year Warranty (Engine & Transmission)

TIRES AND WHEELS

- Michelin 315/80R22.5 (Drive Axle)
- Michelin 365/70R22.5 (Front and Tag Axles)
- Polished Aluminum Wheels 22.5 x 9 in. (Drive Axle)
- Polished Aluminum Wheels 22.5 x 10.5 in. (Front and Tag Axles)

- BRAKES
- All-disc Brakes with ABS
- Front Wheels Brake Boosters Type 27
- Driver Wheels Brake Boosters Type 24-24
- Tag Wheels Brake Boosters Type 14-16
- Parking Brake Booster on Tag Wheels
- STEERING AND SUSPENSION
- Tilt and Telescopic Steering Wheel
- ZF Variable Assistance Power Steering System
- Independent Suspension System
- Front and Drive Axle Sway Bars
- Integrated Pneumatic Level - Low Leveling System
- Liftable Tag Axle
- ELECTRICAL SYSTEM
- 4 AGM batteries
- Prime – battery management system
- Fully Multiplexed Electrical System
- 12-volt Exterior Lighting
- 24-volt Main System
- INNOVATIVE SAFETY FEATURES
- Prevost Electronic Stability Program
- Automatic Fire Suppression System for Engine Compartment
- Beru Tire Pressure Monitoring System
- Xenon Low Beam Headlights
- FACTORY-INSTALLED EQUIPMENT
- Fog Lights
- Ramco Remote Heated Rearview Mirrors
- Central Electrical Door Locking System
- Remote or keyless unlatch of the entrance door
- Keyless keypad w/ multi-code capability
- Remote Keyless Locking (Entrance Door)
- Remote Keyless Locking (Compartment Doors)
- Trailer Hitch Package (20,000 lb)
- Cornering and Docking Lights
- Courtesy Lights Blinker Switch
- Engine and Compartment Lighting
- Driver Delivery Seat
- Back-up Sound Alarm Standard Headlamp
- Cleaning System
- Glossy Black Wood & Leather Smart Steering Wheel

FOREMOST
FORETRAVEL PREVOST



These specifications are based on the product information available at time of brochure creation and are subject to change. All features and/or options may not be on actual unit for sale. Contact your Prevost Sales Manager or Motor Home Specialist sales associate for full details on features, packages and options available.

FOREMOST
FORETRAVEL PREVOST



These specifications are based on the product information available at time of brochure creation and are subject to change. All features and/or options may not be on actual unit for sale. Contact your Prevue Sales Manager or Motor Home Specialist sales associate for full details on features, packages and options available.