

2012 GMC SIERRA 1500

WE ARE PROFESSIONAL GRADE

GMC



2012 GMC SIERRA 1500

ENGINEERED TO GET IT DONE.

Whatever you need to do, there's a professional-grade GMC Sierra engineered to get it done right. Sierra 1500 starts by nailing the basics. Every model features a rugged high-strength steel frame, the proven performance and efficiency of a Vortec™ engine and a sturdy steel pickup box. Beyond that, Sierra is all about choice. The engines range from a very affordable 4.3-litre V6 all the way up to a pavement-rendering 403-horsepower 6.2-litre V8. And if saving on gas is your priority, Sierra 1500 delivers the best V8 fuel efficiency of any full-size pickup.* You can choose from three body styles... three cargo box lengths... 2WD or 4x4 drivetrains... and a huge selection of trim levels, packages, options and accessories. Sierra 1500 also offers the only fuel-saving hybrid technology you can buy in a full-size truck.** Sierra 1500. Professional grade from the roof to the road.

* 2012 Sierra equipped with available Vortec™ 5.3L V8 and 6-speed automatic transmission. Fuel consumption ratings based on GM testing in accordance with approved Transport Canada test methods. Competitive fuel consumption ratings based on Natural Resources Canada's 2011 Fuel Consumption Guide for WardAuto.com 2011 Large Pickup segment. Your actual fuel consumption may vary. Excludes hybrids and other GM models.

** Excludes other GM models.



SIERRA HYBRID CREW CAB SHORT BOX, shown in Quicksilver Metallic with available equipment.

CREW CAB: CAPABILITY WITHOUT COMPROMISE.

The most popular body style in the Sierra family, Sierra 1500 Crew Cabs are engineered to do it all. Equipped with standard air conditioning and a pair of supportive bench seats, the roomy cabin can seat up to six in comfort. Or, if you need secure space for cargo, you can easily fold the stadium-style 60/40 split rear seat out of the way with just

one hand. The business end is a 1.7-metre [5-ft. 8-in.] welded steel cargo box capable of handling payloads up to 879 kg [1937 lb.]. If trailer towing is part of the project, Sierra 1500 Crew Cab can deal with that, too. Properly equipped, it's rated to tow up to 4808 kg [10,600 lb.]. Isn't it time you left compromise behind?

01 Sierra SLT models feature a luxury-inspired driver interface complete with dual-zone automatic climate control, Bluetooth® mobile phone connectivity, steering wheel-mounted controls for the sound system and cruise control and an upgraded Driver Information Centre.



01



SIERRA CREW CAB SLT SHORT BOX 4X4, shown in Quicksilver Metallic with available equipment.

EXTENDED CAB: VERSATILITY IS WHAT IT'S ALL ABOUT.

Sierra 1500 Extended Cab's rear doors swing open a full 170 degrees, resulting in a highly accessible cabin for easy passenger entry and exit. The cabin also reconfigures in seconds to make room for fragile or high-value cargo items you don't want to carry in the box. Out back, the box itself comes in two available lengths – 2 metres [6-ft. 6-in.]

and 2.4 metres [8 ft.]. Both measure almost 1.3 metres [51 in.] between the wheelhouses, which means that 4x8-foot sheets of building material fit comfortably. Both boxes also feature designed-in provisions for vertical partitioning and two-tier loading, so it's easy to separate loads of different types.



SIERRA EXTENDED CAB SLE STANDARD BOX 4X4, shown in Fire Red with available equipment.

01 Sierra SLE's standard 40/20/40 split front bench seat features a centre armrest storage compartment with cupholders and room for 6.1 litres of gear. An additional 9 litres of lockable storage with a 12-volt power outlet is located under the centre seat cushion.

02 The dual-level glove compartments provide handy storage for small items like cameras, mobile phones, etc. Standard on WT and SLE models.

03 With no B-pillar between the front and rear doors, Sierra Extended Cabs are designed for easy cabin access.





SIERRA CREW CAB DENALI SHORT BOX, shown in Onyx Black with available equipment.

DENALI: TOP TRUCK.

The culmination of GMC's century-long focus on engineering professional-grade trucks, Sierra 1500 Denali represents true pickup excellence. Style, luxury, capability and innovation: it's all here. The exterior is distinguished by a Denali-signature honeycomb chrome grille, body-colour fascias and glittering 20-inch chromed aluminum

wheels. The massive Vortec™ 6.2-litre V8 under the hood puts its 403 horsepower down via the only full-time all-wheel drive (AWD) system in the class. And the cabin features nothing but the best, including heated and cooled front bucket seats, a rear vision camera, a Bose® audio system, a heated steering wheel and much more.

DENALI MECHANICAL FEATURES

- 403 hp high-output Vortec™ 6.2L V8 with VVT and E85 compatibility
- 6-speed automatic transmission with Driver Shift Control and Tow/Haul mode
- Full-time all-wheel drive
- 4-wheel disc brakes with ABS
- Z60 High-Performance Suspension
- Underbody skid plates.

DENALI EXTERIOR FEATURES

- Colour-keyed front and rear fascias
- Full-chrome grille design
- Deluxe bodyside mouldings with chrome top insert
- 20-inch chromed aluminum wheels
- Ultrasonic rear parking assist
- EZ Lift tailgate with lock.

DENALI INTERIOR FEATURES

- Full-feature leather-appointed, heated and cooled front bucket seats with power 10-way seat adjusters, power 2-way lumbar adjusters and 2-position driver memory
- Heated, leather-wrapped steering wheel with simulated woodgrain
- Power adjustable pedals
- Denali-specific instrument panel and centre floor console
- Rear vision camera
- Front and rear carpeted floor mats
- Sound system adds in-dash 6-disc CD player with MP3 compatibility
- Universal home remote.



01 A luxurious cabin with standard supple leather-appointed seating is an essential part of the exceptional Sierra 1500 Denali driving experience.

ALL TERRAIN: ANSWER THE CALL OF THE WILD.

Asphalt will only take you so far. To go the rest of the distance, GMC's engineers created Sierra 1500's available All Terrain Package. Essential components include a Z71 off-road suspension, an industry-exclusive Eaton® automatic locking rear differential, extended-travel Rancho® shock absorbers and skid plates to protect your truck's underbody from rocks, debris and the like. Other highlights include P265/65R18 On/Off Road tires mounted on chrome-clad aluminum wheels,

fog lights, automatic climate control and a variety of style upgrades inside and out. And for those who want even more, there's a new-for-2012 Off-Road Package that takes Sierra 1500's style and function to a still higher level with a dramatic body-colour grille and front fascia, stunning 20-inch chrome-clad aluminum wheels and more. The All Terrain and Off-Road Packages are available exclusively on Sierra SLE and SLT Extended Cab and Crew Cab 4x4 models.

01 The All Terrain Package includes a number of refinements to the Sierra cabin, such as electronic air conditioning, a self-dimming interior rear-view mirror and a unique instrument cluster.



01



SIERRA CREW CAB SLE SHORT BOX 4X4, shown in Summit White with available Off-Road Package.

ENGINEERED FOR EFFICIENCY.

While all Sierra 1500 models are engineered to make the most of the fuel you buy, two in particular stand out.

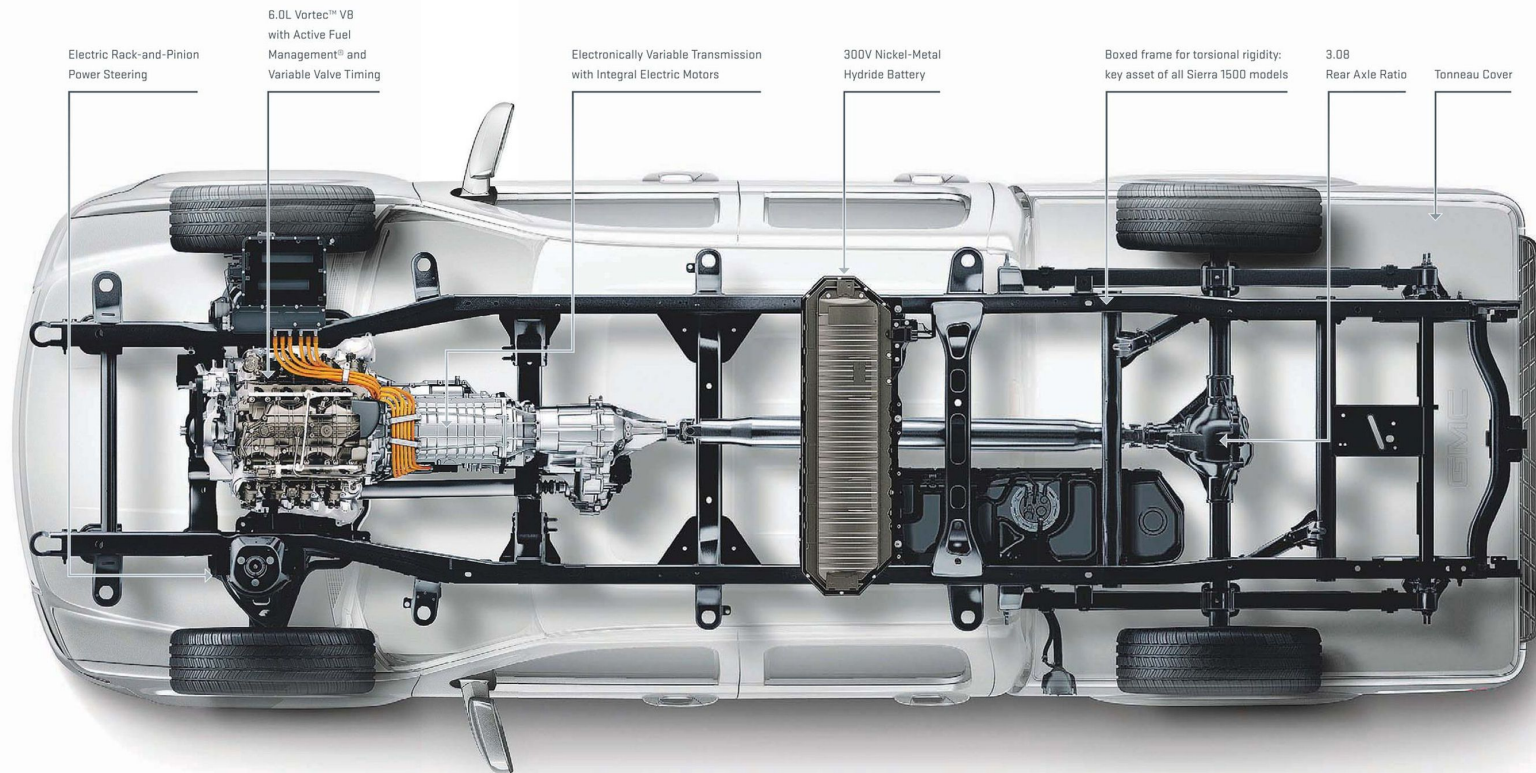
The first is Sierra Hybrid, which features the only hybrid powertrain technology available in the full-size pickup class.* Thanks to advanced systems like a 300-volt nickel-metal hydride Energy Storage System (ESS), an Electronically Variable Transmission (EVT) and a regenerative braking system, Sierra Hybrid consumes just 10.1 litres of gas per 100 kilometres of city driving – less than the Toyota Camry V6 and the Ford Fusion V6.** Best of all, Sierra Hybrid still performs like a true GMC truck, with a payload rating of 693 kg (1527 lb.) and a trailer rating of 2767 kg (6100 lb.).

Next, consider Sierra XFE – the most fuel-efficient V8-powered full-size pickup you can buy. Sierra XFE consumes just 13.7 L/100 km in the city and a mere 9.1 L/100 km on the highway – less than many competitors' mid-size pickups with six-cylinder engines.† Yet Sierra XFE delivers true, full-size V8 performance. Making it all possible is a 326-horsepower 5.3-litre Vortec™ V8 with fuel-saving technologies like Active Fuel Management®, Variable Valve Timing and a six-speed automatic transmission. A heavy-duty Enhanced Cooling Package, Z85 Handling/Trailer suspension, tonneau cover and stylish 17-inch aluminum wheels round out the XFE package.

* Excludes other GM models.

** 2012 Sierra Hybrid fuel consumption ratings based on GM testing in accordance with approved Transport Canada test methods. Competitive fuel consumption ratings based on Natural Resources Canada's 2011 Fuel Consumption Guide. Your actual fuel consumption may vary. Excludes other GM models.

† 2012 Sierra XFE fuel consumption ratings based on GM testing in accordance with approved Transport Canada test methods. Competitive fuel consumption ratings based on Natural Resources Canada's 2011 Fuel Consumption Guide. Your actual fuel consumption may vary. Excludes hybrids and other GM models.





SIERRA HYBRID CREW CAB SHORT BOX 4X4, shown in Quicksilver Metallic with available equipment.

TRAILERING TO THE MAX.

Every Sierra 1500 is a highly competent tow vehicle, with standard features like trailer sway control and a tow/haul mode integrated into every transmission. To take Sierra's towing abilities to an even higher level, GMC's engineers created the available MAX Trailing Package. Choose it and you'll enjoy the muscular performance of a 403-horsepower 6.2-litre Vortec™ V8 paired with a six-speed automatic transmission. The package also includes a heavy-duty

241 mm (9.5-in.) ring gear in the rear differential, four-wheel disc brakes, heavy-duty engine oil and transmission cooling systems, an Eaton® automatic locking rear differential and a trailering special equipment package that includes a weight-distributing hitch. For an even higher level of confidence and control, Sierra also offers an available integrated trailer brake controller. Equipped with the MAX Trailing Package, Sierra is rated to tow up to 4854 kg (10,700 lb.).

01 Sierra is the only full-size pickup to offer an industry-leading Eaton® automatic locking rear differential. When one rear wheel starts to rotate approximately 100 rpm faster than the other, the differential automatically locks up and the two wheels rotate at the same speed to help you make the most of the available grip.

02 All 2012 Sierra 1500 models come with an automatic transmission with Tow/Haul mode. Models equipped with the 5.3L and 6.2L Vortec™ V8 engines feature a 6-speed automatic transmission with tap-up/tap-down Driver Shift Control.



01

02



SIERRA ENGINE AVAILABILITY

Engine	Vortec™ 4.3L V6	Vortec™ 4.8L V8	Vortec™ 5.3L V8	Vortec™ 6.2L V8	Vortec™ 6.0L V8
	195 hp @ 4600 rpm 260 lb.-ft. of torque @ 2800 rpm	302 hp @ 5600 rpm 305 lb.-ft. of torque @ 4600 rpm	326 hp @ 5300 rpm 348 lb.-ft. of torque @ 4400 rpm	403 hp @ 5700 rpm 417 lb.-ft. of torque @ 4300 rpm	332 hp @ 5100 rpm 367 lb.-ft. of torque @ 4100 rpm
Transmission	4-speed automatic with overdrive, Tow/Haul mode and 2nd gear start	4-speed automatic with overdrive, Tow/Haul mode and 2nd gear start	6-speed automatic with 2 overdrive gears, Tow/Haul mode, driver shift control and grade braking	6-speed automatic with 2 overdrive gears, Tow/Haul mode, driver shift control and grade braking	Hybrid specific 4-speed automatic with overdrive and electronically variable propulsion system
Features and Applications	This powertrain is limited to WT trim versions of Regular Cab and 2WD Extended Cab Standard Box models	This powertrain is standard on most base 1500 models. The engine features Variable Valve Timing and is capable of running on regular unleaded fuel or up to 85% ethanol (E85)	Featuring outstanding performance with remarkable fuel economy, this popular powertrain is available on most models and is standard with SLT trim. It is E85 compatible and features Active Fuel Management® and Variable Valve Timing. An aluminum block version is available in selected applications	With phenomenal performance, this powertrain is the logical choice for the MAX Trailing Package. It features an aluminum block, Variable Valve Timing and E85 compatibility. It is available in Extended Cab Standard Box and Crew Cab SLE and SLT	This powertrain is exclusive to the Hybrid model and features Active Fuel Management® for improved fuel efficiency when running in Hybrid mode 2 and Late Intake Valve Closing (LIVC) to facilitate frequent stops and re-starts

DESIGNED FOR PROTECTION.

STABILITRAK®

Sierra's standard StabiliTrak® electronic stability control system automatically helps correct lateral skids, usually before the driver realizes they've begun. Electronic stability control systems like StabiliTrak® have been proven to reduce fatal single-vehicle light truck crashes by 63%.**

FRONT CRUSH ZONE

In a serious frontal impact, the front sections of Sierra 1500's hydroformed frame rails are designed to crumple in a controlled fashion to help dissipate dangerous crash energy before it reaches the passenger compartment.



Helping you get safely through your workday is probably the most important thing your truck can do. That's why every Sierra 1500 is equipped with features like anti-lock brakes and StabiliTrak® electronic stability control,

to help keep you in control and out of harm's way. Every Sierra 1500 also comes with six standard airbags and a host of other protective equipment to help minimize harm if a crash can't be

avoided. Sierra is also the only full-size pickup with OnStar® which can summon the help you need automatically after a crash, even if you can't speak for yourself.*

DUAL-STAGE FRONTAL AIRBAGS†

To help reduce your risk of injury, Sierra 1500's airbags adjust their force of deployment based on the severity of the impact. In addition, sensors in the front passenger seat measure the weight of the seat's occupant and disable the front airbag automatically if it detects a child or a smaller adult.

SIDE-IMPACT HEAD CURTAIN AIRBAGS†

In certain side impacts and rollover situations, the head curtain side-impact airbags unfurl from the roof rail and act like a protective curtain for the occupants of the outboard seats in both the front and rear rows.

SEAT-MOUNTED SIDE-IMPACT AIRBAGS†

Driver and right front passenger seats are fitted with seat-mounted side-impact airbags for additional thorax and pelvic protection.

LATCH

Standard in the rear seats of all Extended Cab and Crew Cab models, the LATCH [Lower Anchors and top Tethers for Children] system makes it easier to ensure that child seats are securely installed.

REAR PARKING ASSIST

Standard on Sierra Denali and available on Sierra SLE and SLT Extended and Crew Cab models, the rear parking assist system uses ultrasonic waves to detect obstacles behind the truck and alerts you to their presence via audible signals.

* Excludes other GM models.

** According to information published by the US Department of Transportation's National Highway Traffic Safety Administration, July 2007.

† A NOTE ON CHILD SAFETY: Always use safety belts and proper child restraints, even in vehicles equipped with airbags. Even with the Passenger Sensing System, children are safer when properly secured in a rear seat. Never place a rear-facing infant restraint in the front seat of any vehicle equipped with an active airbag. Refer to the Sierra Owner's Manual and child safety seat instructions for more information. Airbag inflation can cause severe injury or death to anyone too close to the airbag when it deploys. Be sure every occupant is properly restrained.

ONSTAR®: UNEQUALLED SAFETY AND CONVENIENCE.



For millions of people across North America, OnStar® is making driving safer, more convenient and more enjoyable. It's a revolution in driving, and it's standard on every Sierra, along with 6 months of the Directions & Connections Plan with Turn-by-Turn Navigation†† and OnStar RemoteLink™. Check out some of the remarkable services OnStar® can perform for you.

STOLEN VEHICLE ASSISTANCE

OnStar® can help recover your Sierra if it's stolen. OnStar® can use GPS technology to locate your Sierra and track its movements. That information is relayed to authorities who can use it to recover your Sierra quickly and safely.



HANDS-FREE CALLING

In more and more jurisdictions, hands-free calling is the law. OnStar®'s built-in wireless calling feature makes it easy to make mobile calls legally. It also provides a convenient and reliable connection, even in areas where cellular reception is limited.



ONSTAR REMOTELINK™

RemoteLink™ places the power of OnStar® right in the palm of your hand. Whether you're across the street or across the country, RemoteLink™ gives you unparalleled control and unprecedented connectivity to perform a series of functions remotely from your iPhone® or select Android™ devices.



REMOTE VEHICLE DIAGNOSTICS

To help you keep your new Sierra in peak condition, OnStar® can automatically run hundreds of diagnostic and maintenance checks every month. You receive a finished report promptly via email.



TURN-BY-TURN NAVIGATION

OnStar®'s Turn-by-Turn Navigation is the most user-friendly navigation system available. You simply tell an OnStar® Advisor where you want to go. Clear, audible directions to your destination are then downloaded to your Sierra. Turn-by-Turn Navigation will even help get you back on track automatically if you take a wrong turn.



AUTOMATIC CRASH RESPONSE

The moment built-in OnStar® sensors detect a collision, they automatically alert an OnStar® Advisor of critical details, such as the type and severity of the crash – and your exact location. The Advisor relays the information immediately to emergency responders, directing them to your location and preparing them for what to expect at the scene.††



EMERGENCY SERVICES

Press the red Emergency button, and you'll get a priority connection to a specially trained Advisor who will contact the appropriate emergency provider and guide them right to your location.††



†† Visit onstar.ca for coverage map, details and system limitations. Services vary by model. OnStar® acts as a link to existing emergency service providers.



SIERRA CREW CAB SLE SHORT BOX 4X4, shown in Quicksilver Metallic with available All Terrain Package.

AS SERIOUS AS TRUCK TECHNOLOGY GETS.

At GMC, we take the words "professional grade" very, very seriously. We engineer every Sierra to meet the highest standards. The result is a family of hard-working, highly capable trucks that our customers

can rely on to deliver years of reliable service. When you really know your trucks, a professional-grade Sierra is what you drive.

HIGH-STRENGTH FRAME RAILS

The Sierra 1500 frame features extremely strong, fully boxed hydroformed front frame components. The middle sections of the frame are also made of strong boxed sections, to provide strength where it's needed most to handle heavy loads. The rails taper at the rear to reduce unnecessary weight.

REDUCED MAINTENANCE

All Sierra 1500 engines feature extended life accessory drive belts, extended life coolant and extended life spark plugs to help reduce your overall cost of ownership.

AUTOTRAC™ 4X4

In addition to the usual 2HI, 4HI and 4LO and neutral operating modes, Sierra SLE and SLT's Autotrac™ 4x4 drivetrain includes an 'Auto' setting. When engaged, the system constantly monitors for wheelspin and automatically adjusts torque distribution to the front and rear wheels as the situation requires.

DRIVER INFORMATION CENTRE

The Driver Information Centre (DIC) monitors a wide range of functions like transmission coolant temperature, engine oil life and tire pressure. On SLE and SLT models it also features an exterior temperature readout and an 8-point compass display.

TIRE PRESSURE MONITORING SYSTEM

Any time your Sierra is riding on an improperly inflated tire, the standard tire pressure monitoring system will deliver an alert via the Driver Information Centre. Benefits include longer tire life.

GM OIL LIFE MONITORING SYSTEM

This system automatically assesses your engine oil condition and alerts you when a change is required. The benefits can include reduced oil change frequency, which cuts down service requirements and helps minimize your consumption of non-renewable resources.

SUSPENSION CHOICES

Sierra 1500 suspension systems include:

- Z83 Solid Smooth Ride with 46 mm twin-tube shocks and a 32 mm front stabilizer bar.
- Z85 Handling/Trailer, with increased capacity from its 46 mm monotube shocks and a 34 mm front stabilizer bar.
- Z60 High-Performance employs monotube shocks, a 36 mm front stabilizer bar and a sporty lowered ride height.
- Z71 Off-road with 46 mm monotube shock absorbers, off-road jounce bumpers and a heavy-duty 36 mm front stabilizer; also includes a high-capacity air cleaner, skid plates, locking differential and Z71 decals.

HILL HOLD ASSIST

To help keep you from rolling backwards when moving off from a stop on steep grades, Sierra's standard hill hold assist feature will keep applying the brakes for 1.5 seconds after you release the pedal to give you time to move your foot to the accelerator.

THE FINAL TOUCH

To help you take the style and function of your new Sierra to an even higher level, there's a full range of genuine GMC accessories available exclusively from your GMC dealer. All GMC accessories are engineered to the same high standard as your Sierra, so their quality is assured. In fact, your GMC accessories can be

covered under your Sierra's 3-year/60,000 km New Vehicle Limited Warranty.* When you purchase or lease your new Sierra, your GMC accessories can also be included in your finance or lease agreement. To find out how you can add a finishing touch to your new Sierra, see your GMC dealer. Or visit gmc.gm.ca

* Whichever comes first, when permanently installed by the dealer at the time you purchased your new vehicle, or for the remainder of the New Vehicle Limited Warranty if installed after the time of your vehicle purchase, but no less than 12 months.

GMC ACCESSORIES AVAILABLE FOR SIERRA INCLUDE:

- Sliding bed divider
- Bed extender
- Bedliner
- 20-inch wheels
- Recovery hooks
- Cargo management system
- Chrome fuel door
- Chrome appearance package
- Chrome appearance package, deluxe
- Chrome mirror cover
- Chrome door handles
- Dual head restraint DVD player
- Door sill plates and step shields
- Soft roll-up tonneau cover
- Hard-shell tonneau cover
- Hard folding tonneau cover
- Soft folding tonneau cover
- Tubular assist steps
- Tubular bed rails
- Moulded splash guards.



SIERRA 1500 MODEL SELECTOR

SERIES	Cab Type	Model Number	Drivetrain	Pickup Box Length (ft. in.)	Wheelbase mm (in.)	GVWR Max. kg (lb.)	Payload Max. kg (lb.)	Ball Hitch Towing Capacity Max. kg (lb.)	5 th Wheel Towing Capacity Max. kg (lb.)
1500	Regular Cab	C10703	2WD	6'6"	3832 (119.0)	2900 (6400)	880 (1940)	4128 (9100)	4173 (9200)
		C10903	2WD	8"	3378 (133.0)	2900 (6400)	818 (1804)	4538 (10,000)	4037 (8900)
		K10703	4x4	6'6"	3832 (119.0)	2900 (6400)	777 (1714)	4037 (8900)	3720 (8200)
		K10903	4x4	8"	3378 (133.0)	3084 (6800)	829 (1827)	4445 (9800)	4400 (9700)
		C10753	2WD	6'6"	3645 (143.5)	3084 (6800)	809 (1783)	4400 (9700)	4264 (9400)
	Extended Cab	C10753/NHT ¹	2WD	6'6"	3645 (143.5)	3175 (7000)	865 (1908)	4854 (10,700)	4808 (10,600)
		C10953	2WD	8"	4000 (157.5)	3130 (6900)	744 (1641)	4309 (9500)	4082 (9000)
		K10753	4x4	6'6"	3645 (143.5)	3175 (7000)	814 (1794)	4355 (9600)	4355 (9600)
		K10753/NHT ¹	4x4	6'6"	3645 (143.5)	3286 (7200)	832 (1835)	4717 (10,400)	4672 (10,300)
		K10953	4x4	8"	4000 (157.5)	3175 (7000)	686 (1513)	4218 (9300)	3674 (8100)
	Crew Cab	C10543	2WD	5'8"	3645 (143.5)	3084 (6800)	772 (1701)	4400 (9700)	
		C10543/NHT ¹	2WD	5'8"	3645 (143.5)	3220 (7100)	879 (1937)	4808 (10,600)	
		C10543/Hybrid	2WD	5'8"	3645 (143.5)	3220 (7100)	693 (1527)	2767 (6100)	
		K10543	4x4	5'8"	3645 (143.5)	3175 (7000)	777 (1712)	4309 (9500)	
		K10543/NHT ¹	4x4	5'8"	3645 (143.5)	3311 (7300)	857 (1890)	4717 (10,400)	
		K10543/Hybrid	4x4	5'8"	3645 (143.5)	3311 (7300)	684 (1509)	2676 (5900)	
		K10543/Denali	AWD	5'8"	3645 (143.5)	3175 (7000)	736 (1623)	4264 (9400)	

1 -- With MAX Trailering Package (NHT).

SIERRA 1500 BALL HITCH TOWING CHART

ENGINE	Vortec™ 4.3L V6 (L20)		Vortec™ 4.8L V8 (L20)		Vortec™ 5.3L V8 (LMG/LC9)		Vortec™ 6.0L V8 Hybrid (L21)		Vortec™ 6.2L H.O. V8 (L9H)	
AUTOMATIC TRANSMISSION	4-speed (4L60E)		4-speed (4L60E)		6-speed (6L80)		4-speed (2-mode)		6-speed (6L80)	
Horsepower @ rpm	195 @ 4600		302 @ 5600		326 @ 5300		332 @ 5100		403 @ 5700	
Torque (lb.-ft.) @ rpm	260 @ 2800		305 @ 4600		348 @ 4400		367 @ 4100		417 @ 4300	
MODEL	Max. Trailer Weight kg (lb.)	Axle Ratio	Max. Trailer Weight kg (lb.)	Axle Ratio	Max. Trailer Weight kg (lb.)	Axle Ratio	Max. Trailer Weight kg (lb.)	Axle Ratio	Max. Trailer Weight kg (lb.)	Axle Ratio
C10703 – Regular Cab 6' 6" Standard Box, 2WD	2177 (4800)	3.23	2132 (4700) 3266 (7200)	3.23 3.73	2994 (6600) 3357 (7400) 4128 (9100)	3.08 3.08 ¹ 3.42 ¹				
C10903 – Regular Cab 8' Long Box, 2WD	2132 (4700)	3.23	2313 (5100) 3221 (7100)	3.23 3.73	2948 (6500) 3266 (7200) 4536 (10,000)	3.08 3.08 ¹ 3.42 ¹				
C10753 – Extended Cab 6' 6" Standard Box, 2WD	1996 (4400)	3.23	2132 (4700) 3039 (6700)	3.23 3.73	2812 (6200) 3130 (6900) 4400 (9700)	3.08 3.08 ¹ 3.42 ¹			4400 (9700) 4854 (10,700)	3.42 ¹ 3.73 ¹
C10953 – Extended Cab 8' Long Box, 2WD					2722 (6000) 3039 (6700) 4309 (9500)	3.08 3.08 ¹ 3.42 ¹				
C10543 – Crew Cab 5' 8" Short Box, 2WD			2132 (4700) 3039 (6700)	3.23 3.73	2812 (6200) 3031 (6900) 3175 (7000) 4355 (9600)	3.08 3.08 ¹ 3.08 ¹ 3.42 ¹	2767 (6100)	3.08	4400 (9700) 4808 (10,600)	3.42 ¹ 3.73 ¹
K10703 – Regular Cab 6' 6" Standard Box, 4x4	2313 (5100)	3.73	2722 (6000)	3.42	2903 (6400) 3221 (7100) 4037 (8900)	3.08 3.08 ¹ 3.42 ¹				
K10903 – Regular Cab 8' Long Box, 4x4	2223 (4900)	3.73	2631 (5800)	3.42	2858 (6300) 3175 (7000) 4445 (9800)	3.08 3.08 ¹ 3.42 ¹				
K10753 – Extended Cab 6' 6" Standard Box, 4x4			2495 (5500)	3.42	2767 (6100) 6084 (6800) 4355 (9600)	3.08 3.08 ¹ 3.42 ¹			4264 (9400) 4717 (10,400)	3.42 ¹ 3.73 ¹
K10953 – Extended Cab 8' Long Box, 4x4					2631 (5800) 2948 (6500) 4218 (9300)	3.08 3.08 ¹ 3.42 ¹				
K10543 – Crew Cab 5' 8" Short Box, 4x4			2495 (5500)	3.42	2722 (6000) 3039 (6700) 4309 (9500)	3.08 3.08 ¹ 3.42 ¹	2676 (5900)	3.08	4264 (9400) 4717 (10,400) 4264 (9400)	3.42 ¹ 3.73 ¹ 3.42
K10543 – Crew Cab Denali 5' 8" Short Box, AWD										

1 -- Requires Heavy-Duty Enhanced Cooling Package (HSL).
2 -- 3.92 model (also Fuel Efficiency).
3 -- Requires MAX Trailering Package (NHT).
• Weight-carrying Hitch Limit: 2250 kg (5000 lb.) trailer with 2722 kg (6000 lb.) tongue weight. A weight-distributing hitch and sway control is required over a 2750 kg (6000 lb.) trailer weight.
• Ball hitch trailers over 2250 kg (5000 lb.) require the optional Trailering Special Equipment Package (2X2 plus Handling)/Trailering suspension (28S), high-Performance suspension (2S0) or Off-Road Suspension Package (27L).
• Trailer tongue load weight should be 10 – 15% of the loaded trailer weight up to 454 kg (1000 lb.) – 543 kg (1200 lb.) on models with MAX Trailering Package (NHT).
• The addition of trailer tongue weight or kingpin weight must not cause the vehicle weights to exceed the Rear Gross Axle Weight Rating (GSWR) or Gross Vehicle Weight Rating (GVWR).
• 1500 Short Box Crew Cab models are not designed or intended to tow 5th-wheel (gooseneck) trailers. For 5th-wheel trailer ratings and Gross Combination Weight Rating (GCWR) information please refer to gmc.ca/trailering or see your GMC dealer.

SIERRA 1500 MODEL OVERVIEW

For 2012, Sierra is available in a choice of well equipped models. To help you find the one that's just right for you, some of the major features that differentiate one Sierra model from another are listed below.

SIERRA WT

Sierra WT is available in Regular Cab, Extended Cab, and Crew Cab configurations and includes these standard features:

- GM Oil Life Monitoring System
- 4-wheel anti-lock braking system
- StabiliTrak® electronic stability control system with Proactive Roll Avoidance and Traction Control
- Z83 solid smooth ride suspension
- 2-speed transfer case with floor-mounted shifter [4x4 models]
- 17" painted steel wheels with centre caps
- Spare tire lock
- Tire pressure monitoring system
- Chrome front bumper with black top cap
- Chrome rear bumper with step pad
- Front recovery hooks [4x4 models]
- Automatic headlight control
- Solar-Ray tinted glass [all windows]
- Black manual folding exterior mirrors
- Driver and front passenger frontal airbags with airbag suppression and passenger detecting system
- Head curtain side-impact airbags
- Driver and front passenger seat-mounted side-impact airbags
- Driver Information Centre [DIC]
- Instrumentation - speedometer, tachometer, odometer with trip odometer, fuel level and engine temperature gauges
- Air conditioning with manual controls
- Tilt-adjustable steering column
- Cruise control
- Programmable power door locks with remote keyless entry (Crew Cab models)
- Black vinyl floor covering
- Overhead deluxe console
- Accessory power outlets
- Front seats - vinyl or cloth 40/20/40 split bench with fold-down centre armrest
- Rear seat - fold-up bench [Extended and Crew Cab models]
- AM/FM stereo with seek/scan and clock
- OnStar® and 6 months of the Directions & Connections Plan with Turn-by-Turn Navigation® and OnStar RemoteLink™.

SIERRA NEVADA EDITION

Sierra Extended and Crew Cabs with the Nevada Edition package include all the features of Sierra WT plus the following additions and upgrades:

- 302 hp Vortec™ 4.8L V8 engine
- Z85 handling/trailering suspension
- 17" chrome appearance wheels with chrome centre cap
- Chrome front bumper with body-colour top cap
- Chrome grille surround
- Deep-tinted glass on all windows behind front doors
- Heated power exterior mirrors
- Body-colour bodyside mouldings
- Power windows
- Power door locks with remote keyless entry system
- Colour-keyed carpeting with vinyl mats
- CD player with MP3 playback.

SIERRA SLE

Sierra SLE includes the features of Sierra Nevada Edition plus the following additions and upgrades:

- Autotrac™ electronic transfer case [4x4 models]
- Instrumentation includes voltmeter and oil pressure gauges
- Compass and exterior temperature display added to Driver Information Centre
- Leather-wrapped sport steering wheel
- Sunshades with lighted visor mirror
- Front seat - premium cloth full-feature 40/20/40 split-bench with centre armrest and under-seat storage
- Auxiliary audio input jack.

SIERRA SLT

Sierra SLT includes the features of Sierra SLE plus the following additions and upgrades:

- 326 hp Vortec™ 5.3L V8 engine
- Heavy-duty enhanced cooling system
- Locking rear differential
- Trailering Special Equipment Package
- 18" chrome-clad aluminum wheels
- Remote vehicle starter system

SIERRA HYBRID

Sierra Hybrid is available exclusively as a Crew Cab. The following features are standard on Sierra Hybrid:

- 332 hp Vortec™ 6.0L V8 LVC [Late Intake Valve Closing] engine with VVT and Active Fuel Management™
- 4-speed Electronically Variable Transmission
- 300-volt nickel-metal hydride Energy Storage System [ESS] located under rear seat
- Regenerative 4-wheel disc braking system with ABS
- Autotrac™ 4x4 system [4x4 models]
- StabiliTrak® electronic stability control system with Proactive Roll Avoidance
- Locking rear differential
- Trailering Equipment Package
- 18" chrome-clad aluminum wheels
- Soft tonneau cover
- Instrumentation includes fuel level, engine temperature, oil pressure and Eco gauges
- Upgraded Driver Information Centre
- Tire pressure monitoring system
- Heated power exterior mirrors
- Cloth full-featured front 40/20/40 split-bench seat
- Dual-zone automatic climate controls
- Bluetooth® hands-free connectivity
- Driver and front passenger frontal airbags; plus side-impact head curtain airbags and seat-mounted side-impact airbags
- CD player with MP3-compatibility and auxiliary input jack
- SiriusXM Satellite Radio****
- Steering wheel audio system controls
- OnStar® and 6 months of the Directions & Connections Plan with Turn-by-Turn Navigation® and OnStar RemoteLink™.

* Visit onstar.ca for coverage map, details and system limitations.
Services vary by model and conditions.
**** Available in 13 Canadian provinces and the 48 contiguous United States. Subscription sold separately after trial period.
Visit xmradio.ca for details.

GMC SIERRA 1500 STANDARD & OPTIONAL FEATURES

SAFETY AND SECURITY	WT	SLE	SUT	DENALI	HYBRID
Airbags <ul style="list-style-type: none">– dual-stage, driver and right front passenger, frontal. Includes front passenger detecting system with automatic airbag suppression.– seat-mounted side-impact, driver and right front passenger for thorax and pelvic protection– roof rail mounted side head curtain for all outboard seating positions with rollover sensor	S	S	S	S	S
OnStar® – In-Vehicle Communications and Assistance Service, includes 6 months of the Directions & Connections Plan with Turn-by-Turn Navigation* and OnStar RemoteLock™.	S	S	S	S	S
Safety restraints <ul style="list-style-type: none">– LATCH (Lower Anchors and top Tethers for Children) – Extended and Crew Cab only– top tether anchor behind passenger seat of Regular Cab models	S	S	S	S	S
Side-Board Door Beams	S	S	S	S	S
StabiliTrak® – electronic stability control system with proactive roll avoidance, traction control, trailer sway control and hill hold assist	S	S	S	S	S
Theft-deterrent system – electronic immobilizer	S	S	S	S	S
MECHANICAL					
Air cleaner – high capacity	0	0	0	S	–
Brakes <ul style="list-style-type: none">– power, front disc/rear drum with 4-wheel Anti-Lock Braking System (ABS) and dynamic rear proportioning – rear disc brakes on Extended and Crew Cab when equipped with the 6.2L V8 engine– electric-hydraulic power, 4-wheel disc with 4-wheel Anti-Lock Braking System (ABS), dynamic rear proportioning and regenerative braking system	S	S	S	S	–
Engine – Block heater	0	0	0	0	0
Fuel Economy Package (FEP) – available on 2WD Crew Cab only, includes Vortec™ 5.3L V8 engine with aluminum block, 6-speed automatic transmission, Heavy-Duty Enhanced Cooling Package, 10.6L rear axle ratio, 3053 kg (6770 lb.) GVWR, 17-inch aluminum wheels, P245/UR1 all-season** tires and steel tonneau cover	–	–	–	–	–
Heavy-Duty Enhanced Cooling Package – includes external transmission and engine oil coolers, heavy-duty radiator and electric cooling fan	0	0	0	S	–
Lamp provision for cab – roof mounted, provides an instrument panel-mounted switch and electrical wiring tucked beneath the headliner for a body upfitter to connect a body mounted warning or emergency lamp, 30-amp nominal rating	0	0	–	–	–
Locking differential – rear	0	0	0	S	S
MAX Trailering Package (NPT) – available on Extended Cab Standard Box and Crew Cab models, includes increased Gross Vehicle Weight Ratings (GVWRs), Vortec™ 6.2L V8 engine, heavy-duty 9.5" rear axle, 3.73:1 rear axle ratio, 4-wheel disc brakes with ABS, 6-speed (model 6L80) automatic transmission and P265/70R17 Off-Road tires and 17-inch aluminum wheels (included if not already equipped). A Heavy-Duty Enhanced Cooling Package protects both the engine and transmission. A high-capacity air cleaner, locking rear differential, fog lights and Trailering Safety Equipment Package are included if not already equipped	–	0	0	–	–
Sierra Off-Road Package – available on 1500 Extended Cab Standard Box and Crew Cab models only, includes "All Terrain" badging on front fenders and carpeted floor mats, brushed metal accents on instrument panel, body-colour grille insert and surround, body-colour side moldings with chrome insert, body-colour front and rear bumpers, 27" chrome-clad aluminum wheels (4), P275/55R20 All Terrain tires (4) and Z71 Off-Road Chassis Package with Ranch® shock absorbers, power pedals and ultrasonic rear parking assist. Automatic climate control, fog lights and full-terrain body-colour exterior rear-view mirrors are included on SLE models	–	0	0	–	–
All Terrain Package – available on 1500 Extended Cab Standard Box and Crew Cab models only, includes "All Terrain" badging on front fenders and carpeted floor mats, brushed metal accents on instrument panel, chrome grille insert and surround, body-colour side moldings with chrome insert, 18" chrome-clad aluminum wheels (4), P265/65R18 On/Off-Road tires (4) and Z71 Off-Road Chassis Package with Ranch® shocks, Automatic climate control, fog lights and full-terrain body-colour exterior rear-view mirrors are included on SLE models	–	0	0	–	–
Special Edition Package – available on Extended Cab Standard Box and Crew Cab models, includes Vortec™ 5.3L V8 engine, 6-speed automatic transmission, Heavy-Duty Enhanced Cooling Package, locking rear differential, 17-inch sport polished aluminum wheels, Trailering Safety Equipment Package, AMFM stereo with CD player and MP3 playback capability, steering wheel sound system controls, Bluetooth® phone connectivity, power 6-way driver's seat with either a split bench or bucket front seats, dual-zone climate control, fog lights and locking EZ Lift tailgate	0	0	–	–	–
Snow Plow Previsions – available on Regular Cab 4x4 models, includes 15 amp power for backup and rear emergency light, 160 amp alternator, forward lamp wiring harness, 85 mm (3.35") access hole with grommet in front of dash panel, roof beacon base provisions with switch in the overhead console, instrument panel jumper wiring harness for electric brake controller, high capacity air cleaner, auxiliary external transmission oil cooler and skid plate package	0	0	–	–	–
Steering – power, rack-and-pinion – electric assist on Hybrid	S	S	S	S	S
Superior <ul style="list-style-type: none">– 283, Solid Smooth Ride with 45 mm twin tube shock absorbers and 32 mm front stabilizer bar– 285, Handling/Trailering with 46 mm monotube shock absorbers and 32 mm front stabilizer bar– 260, High-Performance with monotube shock absorber and a lowered ride height – not available on long box models– 271, Off-Road Chassis Package with 45 mm monotube shock absorber, off-road power bumpers and heavy-duty front stabilizer bar, also includes high capacity air cleaner, skid plates, locking differential and Z71 decals	0	S	S	–	S

MECHANICAL (CONTINUED)	WT	SLE	SUT	DENALI	HYBRID
Trailer electric brake controller <ul style="list-style-type: none">– Trailer Sway Control – includes weight-distributing trailer hitch platform with a 2-inch receiver. Also includes a 4-wire harness with independently loaded trailering circuits mated to a 7-way sealed connector and a blunt-cut wire in the instrument panel for an aftermarket trailer brake controller (except when equipped with optional integrated trailer brake control) and a lead for a centre high-mounted stoplight. Includes extra capacity transmission cooling and a high-capacity air cleaner if not already equipped	0	0	0	0	0
Transfer case <ul style="list-style-type: none">– (4x4 models) live-operated, 2-speed part-time– (4x4 models) Autotrac™ 2-speed with electronic rotary dial– All-Wheel Drive, full-time	S	–	–	–	–
Transmission <ul style="list-style-type: none">– 4-speed automatic (model 4L60E) with overdrive and Tow/Haul mode used on models equipped with the Vortec™ 4.3L V6 or 4.8L V8 engines – 6-speed automatic (model 6L80) with top-up/4th-down shift control and Tow/Haul mode used on all models equipped with the Vortec™ 5.3L V8 or Vortec™ 6.2L V8 engines– 4-speed automatic integrated with Hybrid electrically variable propulsion system	S	S	S	S	–
Vehicle starter system – remote	–	0 [†]	S	S	–
EXTERIOR					
Assist steps <ul style="list-style-type: none">– tubular, 3", chrome– tubular, 6" oval, chrome	0	0	0	0	–
Bumpers <ul style="list-style-type: none">– front, chrome with black top cap– front, chrome with body-colour top cap– front and rear body-colour– rear, chrome with step pad	S	–	–	–	–
Cargo management pickup box – includes aluminum front and side C-channel rails in pickup box with 4 adjustable tie-down hooks	0	0	0	0	–
Chrome Appearance Package, Deluxe (VPO) – Deluxe, includes chrome door handles, mirror caps, recovery hooks and exhaust tips	0	0	0	–	–
Glass <ul style="list-style-type: none">– Solar-Ray, tinted– deep-tinted, all windows behind front doors	S	S	S	S	S
Grille <ul style="list-style-type: none">– moulded plastic with black surround– moulded plastic with chrome surround and chrome horizontal bars– grille specific, full chrome	S	–	–	–	–
Lights <ul style="list-style-type: none">– dual halogen composite with automatic exterior light control and flash to pass feature. Cargo area lighting – fog lights	S	0 [†]	S	S	S
Mirrors <ul style="list-style-type: none">– manual folding, black– manual folding, power remote control, heated, black– power folding, power remote control, heated, integral turn signal indicators, electronic auto-dimming driver's side, body-colour– camper type with manual extend capability, black– deluxe wide-side, manual extending and folding, heated, integrated turn signals with lower convex spotter, black	S	–	–	–	–
Mouldings <ul style="list-style-type: none">– body-side, body-colour– bodyside, body-colour with chrome insert	–	S	S	–	S
Rear View Camera – reverse assist for parking or trailer towing (includes interior rear-view mirror display) – not available on Regular Cab models	–	0	0	0	0
Recovery hooks – two, front	0 [†]	0 [†]	0 [†]	S	0 [†]
Sierra Nevada Edition – available on Extended Cab and Crew Cab WT models, includes Vortec™ 4.8L V8 engine, 25S Handling/Trailering suspension, 17-inch chrome appearance steel wheels, chrome front bumper with body-colour top cap, chrome grille surround with chrome horizontal bars, deep-tinted glass on all windows behind the front doors, heated power exterior rear-view mirrors, body-colour side moldings, remote keyless entry system, power door locks and windows, CD player with MP3 playback, cruise control, colour-keyed floor carpet with vinyl mats and "Sierra Nevada Edition" decals on front doors and tailgate	0	–	–	–	–
Skid plates – (if -road, includes shields for engine, transmission, transfer case and front differential), included with Z71 suspension (4x4 only)	0	0	0	0	S
SL Package – Regular Cab and Extended Cab Long Box models, includes 17" chrome appearance steel wheels with chrome centre caps, chrome grille and fog lights	0	–	–	–	–
SLE Exterior Package – includes remote vehicle starter system, fog lights, universal home remote, auto-dimming interior rear-view mirror and 17" sport polished aluminum wheels. Also includes uplevel power remote control exterior mirrors (heated, power folding with integral turn signal indicators) on Extended and Crew Cab	–	0	–	–	–

EXTERIOR (CONTINUED)	WT	SLE	SUT	DENALI	HYBRID
Spare tire <ul style="list-style-type: none">– full-size, mounted on steel wheel– rear underbody, wheel-mounted – includes lock	S	S	S	S	S
Sunroof – power, with express-open, includes short overhead console and requires universal home remote (Extended and Crew Cab)	–	0	0	0	0
Tailgate Package – includes EZ Lift tailgate, lockable	–	0	0	S	–
Tires <ul style="list-style-type: none">– P245/70R17 all-season** (2WD models)– P265/70R17 all-season** (4x4 models)– P265/65R18 all-season**– P265/65R18 On/Off-Road (included with All Terrain Package)– P275/55R20 all-season** (requires 250 High Performance Suspension)	S	S	–	–	–
Two tone fusion film, Durashield – gradient colour, fades from light gray to black going from top to bottom. Enhances appearance and protects from road extend. Excludes Cab Standard Box and Crew Cab models	–	0	0	0	0
Ultrasonic rear parking assist – rear obstacle detection system with audible warning, included with available Safety and Security Convenience Package on Extended and Crew Cab	–	0	0	S	0
Wheel <ul style="list-style-type: none">– 17-inch painted steel (R07)– 17-inch chrome appearance steel (PY9)– 17-inch sport polished aluminum (N88)– 18-inch chrome-clad aluminum (R08)– 18-inch chrome-clad aluminum with All Terrain Package (R27)– 20-inch chrome-clad aluminum with High-Performance Suspension (S86)– 20-inch chromed aluminum with High-Performance Suspension (P41)	S	–	–	–	–
Wheel well moulding – black, Extended Cab Standard Box and Crew Cab models	–	0	–	–	–
Windshield wipers – variable delay (intermittent), flat-blade with anti-ice washers	S	S	S	S	S
INTERIOR					
Climate control <ul style="list-style-type: none">– manual air conditioning, single-zone– automatic, dual-zone	S	S	–	S	–
Console – overhead device	–	0 [†]	–	–	–
Cruise control	S	S	S	S	S
Defogger – electric rear-window	0	0	S	S	0
Floor covering <ul style="list-style-type: none">– vinyl, graphite rubberized coating– colour-keyed carpeting and removable vinyl floor mats (includes rear mats in Extended and Crew Cab)– colour-keyed carpeting and removable carpet floor mats (front and rear)	S	0	–	–	S
Instrument panel <ul style="list-style-type: none">– standard with upper and lower glove compartments– premium with single glove compartment	S	S	–	–	S
Instrumentation <ul style="list-style-type: none">– analogue gauge cluster with speedometer, tachometer, engine temperature and fuel level– voltmeter (ECO gauge on Hybrid) and oil pressure gauges added to above– Driver Information Centre (DIC), comprehensive multi-media/warning system with trip odometer, engine hour meter, transmission temperature, CD/Life Monitoring System, tire pressure monitoring system and visual and audible reminders/warnings– compass and exterior temperature display added to above– four DIC menu buttons located on the instrument panel provide additional vehicle information and permit customization features such as automatic locking/unlocking, seat position recall, exit lighting, remote door lock/unlock and curb-view assist exterior mirrors	S	S	S	S	S
Locks <ul style="list-style-type: none">– power, programmable with lock-out protection– Keyless entry system – programmable remote, includes 2 extended range transmitters with panic button	0 [†]	S	S	S	S
Pedals – power adjustable	–	–	0 [†]	S	–
Safety Package – includes power adjustable pedals and ultrasonic rear parking assist (Extended and Crew Cab models)	–	0	–	–	–
SLE Interior Package – includes AMFM stereo with MP3 compatible CD player, Bluetooth® connectivity, steering wheel-mounted audio system controls, 6-way driver's seat adjuster with 40/20/40 split-bench and dual-zone automatic climate controls on Extended and Crew Cab models	–	0	–	–	–
SU Convenience Package – includes universal home remote, power adjustable pedals and ultrasonic rear parking assist	–	–	0	–	–
Mirror – includes auto-dimming feature	–	–	S	S	S
Steering column – tilt adjustable	S	S	S	S	S
Steering wheel <ul style="list-style-type: none">– leather-wrapped– audio system controls– heated, leather-wrapped with wood grain appearance	0 [†]	S	S	S	S
Sunshades <ul style="list-style-type: none">– LH and RH, padded, colour-keyed cloth, LH with pocket, RH with visor mirror– LH and RH, padded, colour-keyed cloth with illuminated visor mirrors	–	S	S	S	S

INTERIOR (CONTINUED)	WT	SLE	SUT	DENALI	HYBRID
Universal home remote – 3-channel transmitter	–	0 [†]	0 [†]	S	0
Window <ul style="list-style-type: none">– rear, fixed side – Extended Cab– rear, power drop glass – Extended and Crew Cab– rear sliding, power operated – Extended and Crew Cab– front, power with passenger lock-out feature– front, includes driver express-down feature– rear, includes driver and passenger express-down feature– rear, manual drop glass – Crew Cab	S	S	–	S	–
WT Convenience Package – includes power door locks, remote keyless entry system and AMFM stereo with MP3 compatible CD player	0	–	–	–	–
SEATS <ul style="list-style-type: none">– Front 40/20/40 split-bench with driver and front-passenger manual recliners, centre fold-down armrest, vinyl or cloth trim. Includes driver manual lumbar adjuster when cloth trim specified– Front 40/20/40 split-bench, driver and front-passenger manual recliners, driver manual lumbar adjuster, centre fold-down armrest with storage, lockable storage compartment in centre seat cushion (includes auxiliary power outlet), seatback storage pockets on Extended and Crew Cab models, Available in Premium cloth or with leather seat inserts. Rear folding seat includes vinyl trim when ordered with leather seat inserts– Seat adjuster – power 6-way driver seat on 40/20/40 split-bench (required with available leather seat inserts)– Front bucket seats – available on Extended Cab and Crew Cab models, includes power 6-way driver and front-passenger seat adjusters, front passenger manual recliner, driver and front passenger manual lumbar adjuster, centre console and seatback storage pockets. Available in Premium cloth or with leather seat inserts. Rear folding seat includes vinyl trim when ordered with leather seat inserts– Front bucket seats with leather seat inserts, includes power 10-way driver and front-passenger seat adjusters (includes power 2-way lumbar adjuster), heated seat cushions and seatbacks, 2-position driver memory, centre floor console and seatback storage pockets. Rear folding seat includes vinyl trim– Front bucket seats, heated and cooled perforated leather-appointed seating surfaces– Rear seat – stadium-style, folding bench– Rear seat – stadium-style fold-up seat on Extended and Crew Cab – 60/40 split-folding– Rear seat – stadium-style fold-up seat on Extended and Crew Cab – 60/40 split-folding on Crew Cab	S	–	–	–	–
ENTERTAINMENT <ul style="list-style-type: none">– AMFM stereo with seek/scan and digital clock– AMFM stereo, CD player with MP3 playback capability, auxiliary audio input jack, seek/scan, digital clock, auto tune control, speed-compensated volume, TheftLock® and Radio Data System® (RDS) – includes features of above sound system plus USB port and 36 cross-band presets– AMFM stereo, 6-disc CD changer with MP3 playback capability, auxiliary audio input jack, seek/scan, digital clock, auto tune control, speed-compensated volume, TheftLock® and Radio Data System® (RDS), USB port, Bose® Premium sound system with subwoofer and 35 cross-band presets– AMFM stereo, CDDVD player upper stu/CD player lower slot, both with MP3 playback capability, auxiliary audio input jack, seek/scan, digital clock, auto tune control, speed-compensated volume, TheftLock® and Radio Data System® (RDS), USB port and Bose® Premium sound system with subwoofer and 35 cross-band presets– AMFM stereo with Navigation, CD player with MP3/WMA playback capability, auxiliary audio input jack, seek/scan, digital clock, auto tune control, speed-compensated volume, TheftLock® and Radio Data System® (RDS), USB port and Bose® Premium sound system with subwoofer. Includes 178 mm (7-inch) touch screen interface display, enhanced DVD based navigation system, voice-based commands, playlist+interest, 80 GB hard drive with 50 GB for media file downloading and time shifting up to 20 minutes. Requires Rear Vision Camera with display in navigation screen – Extended and Crew Cab models^{1,†}– Rear Seat Entertainment Package can be added to above sound system. Includes single DVD player with overhead display, includes control of sets of wireless headphones and auxiliary audio/video input jacks. Available on Crew Cab only– SiriusXM Satellite Radio^{2,†}– Bluetooth® – hands-free phone connectivity– Bluetooth® Convenience Package – includes Bluetooth® connectivity and leather-wrapped steering wheel with audio system controls– 4-speaker sound system – Regular Cab– 6-speaker up-level performance sound system – Extended and Crew Cab– Bose® Premium sound system with subwoofer – Extended and Crew Cab	S	–	–	–	–
1 – Included with available SLE Exterior Package.					
2 – Included with available SL Package.					
3 – Standard on 4x4 models.					
4 – Included with available SLE Interior Package.					
5 – Standard on Crew Cab models.					
6 – Included with available SU Convenience Package.					
7 – Included with available Bluetooth® Convenience Package.					
8 – Deletes electric rear-window defogger.					
9 – Deletes in-dash 6-disc CD changer.					

[†] Not under test for coverage map, details and system limitations. Services vary by model and conditions. All season tires may not satisfy winter tire requirements in all regions of the country. Tires specifically designed for severe winter conditions and marked with the 4x4 symbol may be required during certain months in certain regions. Contact your Previews, Montreal or local road authority for information regarding which tires are required in your particular area.

¹ Available in 10 Canadian provinces and the 48 contiguous United States. Monthly subscription sold separately.

² See trial period. Visit [siriusxm.ca](#) for details.

³ At the time of printing, detailed map coverage is available for most major urban areas of the United States and for certain metropolitan areas of Canada (Vancouver, Calgary, Edmonton, Winnipeg, Windsor, London, Toronto, Ottawa, Montreal, Quebec City and Halifax). Coverage is limited outside these areas.

PEACE OF MIND, STANDARD WITH EVERY GMC MODEL

When you build them with quality you can back them with confidence. That's why General Motors of Canada backs every GMC model with the best coverage in Canada. Program highlights include:

- 3-year/60,000 km New Vehicle Limited Warranty*
- 5-year/100,000 km Powertrain Component Limited Warranty with \$0 deductible on repairs and the warranty is fully transferable at no charge**
- 5-year/100,000 km Courtesy Transportation*
- 5-year/100,000 km 24/7 Roadside Assistance*
- 5-year/100,000 km rust-through perforation coverage*
- 8-year/100,000 km coverage on catalytic converters and powertrain control modules (PCM)*
- 8-year/100,000 km coverage on specific hybrid components on Sierra Hybrid model*

OTHER OWNERSHIP PRIVILEGES AND PROGRAMS**

- **GM Protection Plan (GMP®)** – the only extended service plan backed by the resources and commitment of General Motors. GMP® may be purchased at the time of sale or subsequently during the New Vehicle Limited Warranty period.
- **GM Goodwrench Service** – with GM-certified technicians and GM-approved parts, nobody knows your GM vehicle better!
- **GMC Owner Centre** – As an owner, take advantage of the GMC Owner Centre. This online owner's destination gives you access to coupons, contests, current offers and the latest driving and maintenance tips. Find out more at [GMCowner.ca](#)

**Conditions and limitations apply. See dealer for details.

TO HELP YOU PURCHASE OR LEASE A NEW VEHICLE:

- **Purchase Financing and Leasing** – on-the-spot financing, see dealer for full details!
- **GM Student Bonus Program** – students or recent graduates of high school, college or university** may be entitled to receive a Student Bonus allowance of \$500 or \$750! * Tax included (purchased vehicle dependent) to use towards the purchase, lease or finance of one eligible new GMC vehicle.
- **The GM Card** – GM cardholders may redeem up to \$3500 GM Card® Earnings (subject to Vehicle Redemption Advancements) toward the Total Purchase Price on eligible new GMC vehicles!† For full program details please visit [thegmcard.ca](#)

† Subject to eligibility. †† Program subject to change. **Conditions and limitations apply.

INFORMATION RESOURCES:

You can find more information about these programs from your GM dealer, or at these information centres:

- The GM website at [gm.ca](#)
- The GM Customer Care Centre at 1-800-GM-DRIVE/1-800-463-7483 or 1-800-253-3630 for TDD users!

A WORD ABOUT THIS BROCHURE

Some of the equipment shown or described throughout this brochure may be available at extra cost. We have tried to make this brochure comprehensive and factual. We reserve the right, however, to make changes at any time, without notice, in prices, colours, materials, equipment, specifications, models and availability. Specifications, dimensions, measurements, ratings and other numbers in this brochure and other printed materials provided at the dealership or affiliated to vehicles are approximations based upon design and engineering drawings and prototypes and laboratory tests. Your vehicle may differ due to variations in manufacture and equipment. Since some information may have been adapted since the time of the printing, please check with your GM dealer for complete details. General Motors of Canada Limited reserves the right to lengthen or shorten the model year for any product, for any reason, or to start and end model years at different times.

A WORD ABOUT ASSEMBLY

GM vehicles are equipped with engines and components produced and assembled by different operating units of General Motors, its subsidiaries and suppliers and these engines and components may change or be obtained from different sources from time to time. All such engines and components are approved for use in GM vehicles. Certain equipment ordered may be unavailable at the time of assembly and we suggest that you verify that your vehicle includes the equipment you ordered, or if there are changes, that they are acceptable to you.

TRADEMARKS

The marks appearing in this brochure including, but not limited to: General Motors, GM, the GM Accessories logo, GMC, Denali, Sierra and their respective logos, emblems, slogans and vehicle model names and body designs and other marks such as Active Fuel Management, Autotrac, 271, Sierra/Trail and Kenos are trademarks of General Motors and/or General Motors of Canada Limited. Its subsidiaries, affiliates or licensors. OnStar and the OnStar emblem are registered trademarks and OnStar RemoteLink is a trademark of OnStar, LLC. Theftlock is a registered trademark of Delphi Technologies, Inc. Radio Data System (RDS) is a registered trademark of the U.S. National Association of Broadcasters. The SiriusXM name and related logos are trademarks of SiriusXM Canada, Canadian Satellite Radio Inc. Eaton is a registered trademark of Eaton Corporation. Rancho is a registered trademark of Tenneco Automotive Operating Company Inc. Bose is a registered trademark of the Bose Corporation. Bluetooth is a registered trademark of Bluetooth SIG Inc. Apple, iPhone and iPod are trademarks of Apple Computer Inc. registered in the U.S. and other countries. Android is a trademark of Google, Inc.

COPYRIGHT

©Copyright 2011 General Motors of Canada Limited. All Rights Reserved. All text, images, graphics, and other materials in this brochure are subject to the copyright and other intellectual property rights of General Motors and/or General Motors of Canada Limited. These materials may not be reproduced, distributed or modified without the express written permission of General Motors and/or General Motors of Canada Limited. Printed in Canada, October 2011.

INTERIOR FABRICS

VINYL/BASIC CLOTH – standard on Sierra WT models



88 - Dark Titanium Vinyl

88 - Dark Titanium Cloth

PREMIUM CLOTH – standard on Sierra SLE models



19 - Ebony Premium Cloth

33 - Light Cashmere Premium Cloth

83 - Light Titanium Premium Cloth

LEATHER SEATING – standard on Sierra SLT models and optional on Sierra SLE models




19 - Ebony Leather

33 - Light Cashmere Leather

83 - Light Titanium Leather

85 - Light Titanium with Ebony Accents (available on SLT with All Terrain Package only)

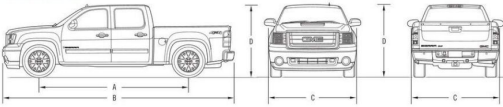
PERFORATED LEATHER SEATING – standard on Denali models



19 - Ebony Leather

39 - Light Cashmere Leather

DIMENSIONS



MODEL	A. Wheelbase mm (in.)	B. Overall Length mm (in.)	C. Width mm (in.)*	D. Height mm (in.)†
Regular Cab Standard Box	3023 (119.0)	5222 (205.6)	1875 (73.8)	1875 (73.8)
Regular Cab Long Box	3378 (133.0)	5702 (224.5)	1875 (73.8)	1875 (73.8)
Extended Cab Standard Box	3645 (143.5)	5847 (230.2)	1877 (73.9)	1869 (73.6)
Extended Cab Long Box	4000 (157.5)	6330 (249.2)	1877 (73.9)	1869 (73.6)
Crew Cab Short Box	3645 (143.5)	5847 (230.2)	2032 (80.0)	1875 (73.8)

*Excluding mirrors. †Varies depending on model selected.

EXTERIOR COLOURS



16 - Steel Grey Metallic²

37 - Midnight Blue Metallic¹

41 - Onyx Black²

46 - Stealth Grey Metallic^{1,2}

50 - Summit White²



58 - Carbon Black Metallic¹

74 - Fire Red

98 - White Diamond Tricoat^{3,4}

GAN - Quicksilver Metallic

GHA - Mocha Steel Metallic^{1,4}


EXTERIOR/INTERIOR COLOUR COMPATIBILITY

INTERIOR ►		19 – Ebony	33 – Light Cashmere with Dark Cashmere Accents ¹	39 – Light Cashmere with Cocoa Accents ²	83 – Light Titanium with Dark Titanium Accents ¹	85 – Light Titanium with Ebony Accents	88 – Dark Titanium
EXTERIOR ▼	MODEL ►	SLE/SLT/DENALI	SLE/SLT	Denali ²	SLE/SLT	SLT with All Terrain Package	WT
16 – Steel Grey Metallic ²		•	•	•		•	•
37 – Midnight Blue Metallic ¹		•	•	•		•	•
41 – Onyx Black ²		•	•	•		•	•
46 – Stealth Grey Metallic ^{1,2}		•	•	•		•	•
50 – Summit White ²		•	•	•		•	•
58 – Carbon Black Metallic ¹		•	•	•		•	•
74 – Fire Red		•	•			•	•
98 – White Diamond Tricoat ^{3,4}		•	•	•		•	•
GAN – Quicksilver Metallic		•	•			•	
GHA – Mocha Steel Metallic ^{1,4}		•	•			•	•

1 - Not available with Sierra All Terrain Package. 2 - Available on Denali. 3 - Premium colour, available at extra cost. 4 - Not available with Sierra Hybrid. Due to the limitations of the printing process, the colours shown may differ slightly from the actual colour. For more accurate colour samples, ask your sales consultant to see the dealer showroom colour display. Exterior colours may be subject to changes during the 2012 model year, please check with your sales consultant or visit [gmc.ca](#) for latest colour availability on Sierra.

WHEELS





GMC
TRUCK
OWNER NETWORK
GMCton.ca

gmc.gm.ca

