



*The  
1965  
WAGONS  
FROM  
FORD*

*America's  
Station Wagon  
Specialist*



◀ The wagon world's finest for '65 (clockwise from far left): Falcon Squire, Falcon Deluxe Club Wagon, Fairlane 500 Wagon, Ford Country Squire.

## Four Sizes, 14 Models: A New World of Inner Space

In these pages, America's station wagon specialist invites you to meet the 14 "champions of inner space." There *never* have been wagons like these '65s from Ford! New style and spaciousness. More luxury and comfort. New pace-setting wagon ideas. Greater versatility and choice than ever!

**Fords** come in five all-new models, including the newest full-size wagon value to beat, the Ford Ranch Wagon. One of many new Ford wagon ideas: a rear window that helps *keep itself* clean. **Fairlanes** have smart new wagon style inside and out . . . more power to go with it. Seven new **Falcon** wagons add even more to their reputations for *total* economy.

Three new Sixes . . . four V-8 options. Smooth 3-speed Cruise-O-Matic available with *every* engine in *every* model! Plus all these designed-in features: Big loadspace (high, wide and long). Roll-down tailgate windows. Counterbalanced tailgates. Stand-up spare tire storage. Quick-folding second seats that convert to flat, level loadspace. Foam-cushioned seats. "Wagon-sized" brakes. Ford's famous Twice-a-Year Maintenance and service-saving features (back cover).

Which '65 Ford "inner space champion" is right for you? Turn the page and take them from the top. Then see your Ford Dealer for a total performance wagon test drive!







▽ FORD COUNTRY SQUIRE

△ FORD COUNTRY SEDAN

▽ FORD RANCH WAGON





# Ford Wagons

The newest ideas in station wagons are right here—in the five 4-door Ford wagons for '65. Wonderful wagon ideas you've come to expect from Ford . . . ideas like these:

Built-in air deflectors turn the Ford wagon slipstream 90° across the rear window, constantly "airwashing" it as you drive to help keep it clean. Another Ford wagon exclusive: dual facing rear seats where one was before. Now models of Country Sedan and Country Squire wagons can each carry a family of 10!

There's an all-new ride in big Ford wagons . . . so smooth, controlled and quiet it can only be compared to '65 Ford sedans. A brand-new model for '65—Ford Ranch Wagon—is priced so low it puts a full-size wagon within reach of nearly every new wagon buyer!

Loadspace comes bigger than ever in these five new Fords. Converted for cargo, it measures up to a whopping 103 cu. ft.—including an 11.7-cu. ft. concealed compartment that can be locked. Items like 4 x 8-ft. plywood panels slip in with ease, lay flat on the load floor.

Standard wagon power is all-new, too. Ford's quick, strong 240-cu. in. Big Six is the biggest Six for '65! Options include: three V-8's, 3-speed Cruise-O-Matic, gas-saving Overdrive.

Thirteen interior trim choices blend luxury with practicality. (The six offered in Country Squires are also optional in Country Sedans.) Twice-a-Year Maintenance, Ford's famous service-saving features make the five from Ford the most practical of the big wagons. Test-drive one.

## FORD WAGON HIGHLIGHTS

5 Models: Ranch Wagon, Country Sedan, Country Squire, and Country Sedan, Country Squire with dual facing rear seats ■ Wheelbase—119" ■ Overall Length—210" ■ Cargo Volume—up to 103 cu. ft. ■ Std. Engine—150-hp Big Six ■ Std. Trans.—Synchro-Smooth Drive (fully sync. 3-spd. man.) ■ Options—3 V-8's (200, 250 and 300 hp); Cruise-O-Matic Drive, Overdrive. (For standard equipment, see page 14; options on pages 12-13.)




COUNTRY SQUIRE INTERIOR



BUILT-IN AIR DEFLECTORS HELP CLEAN REAR WINDOW



DUAL FACING REAR SEATS



QUICK, EASY-CONVERTING SECOND SEAT





△ FAIRLANE 500 WAGON

▽ FAIRLANE WAGON





# Fairlane Wagons



FAIRLANE 500 WAGON INTERIOR



FAIRLANE WAGON INTERIOR

Just see how beautifully the '65 Fairlane formula works in these new 4-door Fairlane and Fairlane 500 Wagons! Style is all new . . . the luxury too. Yet when it comes to combining hard-working durability and big loadspace with trim handling and smooth, quiet ride, Fairlanes have no equals! And their low prices—just a shade above most compact wagons—make these the value wagons in their field!

Ready to load, the spacious Fairlane cargo area will stow 98.6 cu. ft. of gear (including 6.7 cu. ft. in a below-floor compartment). Four big, wide-opening doors . . . roll-down tailgate window . . . counterbalanced tailgate . . . all make loading and unloading easy and quick.

Fairlane wagon power is all-new, too. Standard is a thrifty, thrifty new 200-cu. in., 120-hp Fairlane Six. Optional are two Challenger V-8's (200 and 225 hp), Cruise-O-Matic with *all* engines and gas-saving Overdrive with the 200-hp V-8.

Take your pick of seven smart, durable interiors that include arm rests, ash trays, courtesy lighting, heater-defroster\*, front seat belts\*, 14-inch low-profile tires and so much more . . . all as *standard* equipment.

All the built-in savings of every Ford-built wagon are standard on '65 Fairlanes, too. New "Sta-Ful" battery . . . new alternator . . . all the Ford-pioneered service-saving features plus thrifty, time-saving Twice-a-Year Maintenance (back cover). Test-drive the biggest value in medium-size wagons—Fairlane '65—at your Ford Dealer's today!

*\*See "Prices" on back cover*

## FAIRLANE WAGON HIGHLIGHTS

2 Models: Fairlane Wagon, Fairlane 500 Wagon ■ Wheelbase—116" ■ Overall Length—203" ■ Cargo Volume—98.6 cu. ft. ■ Standard Engine—120-hp Fairlane Six ■ Standard Transmission—3-Speed Manual ■ Options—2 Challenger V-8's (200 and 225 hp); Cruise-O-Matic Drive, Overdrive. (For standard equipment, see page 14; options, pages 12-13.)



Making room for eight is easy in Fairlane wagons. The 2-passenger rear-facing seat† comes up quickly out of the floor. When not in use, the seat folds down flat and provides a concealed 6.7-cu. ft. stowage compartment.

†Optional



Fairlanes (and big Ford wagons) have the quickest, easiest-converting second seats in any '65 wagons. Unlatched conveniently from *either* side, the seat back simply folds over on top of the cushion. (The secret: torsion-assist springs do the work.) The back panel drops in place and you're ready to take aboard any load up to 9½ ft. long or 58.4 in. wide!





△ FALCON SQUIRE WAGON

▽ FALCON FUTURA WAGON





# Falcon Wagons



FALCON SQUIRE INTERIOR



FALCON WAGON INTERIOR

No wagons were ever as much fun or as economical to drive as '65 Falcon wagons! And this year Falcon underlines gas savings with greater fuel economy! Here's how it happens: a new standard 170-cu. in. Falcon Six is not only livelier but more efficient. In addition, optional new 3-speed Cruise-O-Matic uses the new Six's power more efficiently. This new Falcon power team starts up more briskly; there's less power loss and more gas saved.

There's a new Futura 4-Door Wagon, which with the '65 Falcon Squire, has a new 120-hp, 200-cu. in. Six as standard. Optional power is bigger too—a new 200-hp Challenger 289-cu. in. V-8. Versatile Cruise-O-Matic (the 3-speed "smoothie") is available with every engine.

Four new Falcons to choose from: Falcon 2- and 4-Doors (among the lowest-priced wagons in America!), the smart new Futura, and the elegant Falcon Squire with its unique woodlike paneling. Every one is so fully equipped it makes many big wagons blush with shame. Everything from foam-cushioned seats, arm rests, ash trays, cargo floor mat (standard Falcons) to full carpeting, courtesy lighting, power tailgate window (Squire). And you have a total of six interior trim choices.


Big cargo space is standard too—77.9 cu. ft. So are the added savings of a new "Sta-Ful" battery . . . new battery-saving alternator plus Ford's Twice-a-Year Maintenance and service-saving features (back cover). For driving fun and total economy, test-drive a '65 Falcon wagon at your Ford Dealer's.

## FALCON WAGON HIGHLIGHTS

4 Models: Falcon 2-Door, Falcon 4-Door, Futura Wagon, Falcon Squire ■ Wheelbase—109.5" ■ Overall Length—190" ■ Cargo Vol.—77.9 cu. ft. ■ Std. Engines—105-hp Falcon Six (Falcon 2-Dr., 4-Dr.), 120-hp Fairlane Six (Futura, Squire) ■ Std. Trans.—3-Spd. Man. ■ Options—120-hp Fairlane Six (Falcon 2-Dr., 4-Dr.), 200-hp Challenger V-8 (all models); Cruise-O-Matic Drive. (For standard equipment, see page 14; options, pages 12-13.)



Falcon's counterbalanced tailgate—a feature all Ford-built wagons share—works so easily it's child's play. Concealed springs provide the muscle. Lower the tailgate and it positions itself level with the cargo floor at a convenient, easy loading height. Flip it closed and it latches securely.



Even when a Falcon's brimful of cargo, the spare is always easy to get out. Off comes the color-keyed tire cover . . . the spare lifts up, rolls over the tailgate. Cargo is hardly disturbed. The stand-up spare is just one more fine feature that comes as standard equipment in all Ford-built wagons.





▽ FALCON CLUB WAGON

△ FALCON DELUXE CLUB WAGON

▽ FALCON STATION BUS





# Falcon Club Wagons

In spacious size, in loading and unloading ease, in amazing versatility . . . these are the compact wagons that go all others one better. In fact, Falcon Club Wagons have done so with such consistency, they are the most-copied compacts of all!

So beware of imitators. Only the '65 Falcon Station Bus, Club Wagon and Deluxe Club Wagon can give you all this: a new 170-cu. in. Falcon Six with Synchro-Smooth Drive (the fully synchronized 3-speed manual transmission) . . . double-door openings at rear and curbside over 4 feet wide . . . a flat, level load floor that stretches nearly 9 feet front to rear . . . a mammoth 194 cu. ft. of cargo space . . . plus a long additional list of standard items.

Add their new options, and the Falcon "take-all-loads" threesome leave any imitator far behind. You can have Ford's new 240-cu. in., 150-hp Big Six engine . . . 3-speed Cruise-O-Matic Drive . . . a limited-slip differential . . . 8-passenger seating . . . Extended Body option (Station Bus) which increases cargo volume nearly 25% . . . versatile Camper Kits (page 13) to make any of these big Falcons your "home away from home."

And when it comes to savings, the '65 Club Wagons have the same economies as their brother Falcons. Service-savers include new "Sta-Ful" battery . . . new alternator . . . self-adjusting brakes . . . aluminized muffler, plus Ford's famous Twice-a-Year Maintenance. So, if you want a wagon in the BIG ECONOMY size, see the man who has the real thing in three Club Wagon models—your Ford Dealer.

## FALCON CLUB WAGON HIGHLIGHTS

3 Models: Station Bus, Club Wagon, Deluxe Club Wagon ■ Wheel-base—90" ■ Overall Length—167.5" ■ Cargo Volume—194 cu. ft. ■ Standard Engine—105-hp Falcon Six ■ Standard Transmission—Synchro-Smooth Drive (fully sync. 3-spd. man.) ■ Options—150-hp Big Six; Cruise-O-Matic Drive. (For standard equipment, see page 14; for options, pages 12-13.)



6-DOOR ACCESSIBILITY



FLAT, LEVEL LOADSPACE










SIDE STEP EXTENDS, RETRACTS AUTOMATICALLY



DELUXE CLUB WAGON INTERIOR





## Options & Accessories

FORD, FAIRLANE and FALCON WAGON options\*. This long list lets you tailor the wagon of your choice exactly to your taste. **A. Padded Instrument Panel** (also Visors); push-button, all-transistor **Radios** (AM or AM-FM models); **Select-Aire Conditioner** (built into instrument panel on Ford), the best answer yet to summer heat and humidity. **Safety-Convenience Control Panel** includes: switch and warning light for automatic door locks; "Door Ajar" warning light; seat belt reminder light; "Low Fuel" light; safety flasher switch (parking and taillights) and indicator light. **Power Steering** and **Power Brakes** take the work out of wagon driving, leave the fun. **B. Power Side Windows:** raise or lower windows as easily as pointing your finger. **C. Roof Rack** increases carrying capacity of every Ford-built wagon.

**D. Power Front Seat:** 6-way control lets you position seat exactly for your comfort. **E. Deluxe Seat Belts** with automatic retractors stow belts at seat side when not in use. **F. Deluxe Wheel Covers** available in several designs. **G. Visibility Group** includes: remote-control outside mirror, day/night inside mirror, windshield washer and 2-speed electric wipers. **H. Electric Clock** is self-regulating, softly illuminated at night. **I. Cruise-O-Matic Drive:** complete smoothness with two-range selectivity. **J. Four V-8 Engines:** two Challenger V-8's (up to 225 hp) plus two Thunderbird V-8's (up to 300 hp). **K. Power Tailgate Window:** greater ventilation control and all-around convenience. **L. Limited-Slip Differential** puts the power where the traction is.

**PLUS:** Deluxe Trim Group on Country Sedans (includes Country Squire interior trim, electric clock, backup lights) ■ Rear Seat Radio Speaker ■ Cargo Mat (std. Falcons) ■ Rear Window Screen ■ Heavy-Duty Suspension ■ Ford Air Conditioner ■ White Sidewall Tires ■ Tinted Windshield and Tinted Glass All Around ■ Spotlight with Mirror ■ Two-Tone Paint (except Falcon Squire, Country Squire) ■ Front Seat Belts! ■ Heater-Defroster! ■ Fairlane Rear-Facing Third Seat (shown on page 7) ■ Emergency Flasher (parking and taillights) ■ and many more.

\*Deletion—see "Prices" on back cover

FALCON CLUB WAGON options\*. Here are separate options to give you unlimited versatility and greatly expand the usefulness of the "take-all-loads" threesome. **M. Tinted Windshield** reduces sun's heat and glare. **N. Driver's Seat with Folding Back** can be set at desired angle for personalized comfort, gives you easier access to rear, facilitates loading and unloading. **O. All-Transistor Radio:** instant warm-up, clearly receives distant stations. **P., Q. & R. Handy Buffet Table, large Storage Cabinets and Folding Door Shelf** are just three items in Camper Kits that can make any

Club Wagon your "roving camp site." **S. Cruise-O-Matic Drive** is available with either the standard 105-hp Falcon Six or the optional 150-hp Big Six.

**PLUS:** Extended Body Option (Station Bus) ■ White Sidewall Tires ■ Emergency Flasher (parking and taillights) ■ Second Row Seat ■ Second and Third Row Seats ■ Front Seat Belts! ■ Heater-Defroster! ■ Pivoting Rear Door Windows ■ Heavy-Duty Package (to carry up to one-ton payload) ■ Auxiliary Heaters (hot water or gasoline) ■ Limited-Slip Differential ■ and many more.



### FORD WAGON LOADSPACE

Load Floor Length—8 ft. (tailgate up); 10 ft. (tailgate down); Width—61.2" (widest point); 48.6" (between wheelhousings); Rear Opening—54.3" wide, 29.9" high; Total Cargo Volume—103\* cu. ft. (6-pass.) 98.9\* cu. ft. (dual facing rear seat models).

\*Includes below-floor compartments of 11.7 and 7.6 cu. ft. respectively



### Ford Wagon Standard Equipment

**Ranch Wagon:** 150-hp Big Six ■ Synchro-Smooth Drive (fully sync. 3-spd. man. trans.) ■ Choice of 13 Diamond Lustre Enamel Colors; 3 All-Vinyl Interiors ■ Color-Keyed Carpeting ■ Full-Width, 3-Passenger Seats with Foam-Padded Cushions ■ Front Seat Belts\* ■ Heater-Defroster\* ■ Curved Side Glass ■ Crank-Adjusted Vent Windows ■ "Air-Washed," Roll-Down Tailgate Window ■ Suspended Accelerator Pedal ■ Electric Windshield Wipers ■ Alternator ■ "Sta-Ful" Battery ■ Safety-Yoke Door Latches ■ Reversible Ignition-Door Key ■ 15-Inch Low-Profile Tires ■ Ford's Twice-a-Year Maintenance Features (back cover).

**Country Sedan** includes all Ranch Wagon equipment with these variations: ■ Choice of 13 Colors; 4 All-Vinyl Interiors ■ Stowage Compartment Lock. **Dual Facing Rear Seat Model** includes additionally: ■ Twin "Face-to-Face" Seats Boosting Capacity up to 10 Passengers ■ Power Tailgate Window.

**Country Squire** includes all above equipment with these variations: ■ Choice of 14 Colors; 1 Cloth-Vinyl, 5 All-Vinyl Pleated Interiors ■ Simulated Wood Body Trim ■ Electric Clock ■ Backup Lights ■ Power Tailgate Window. **Dual Facing Rear Seat Model** (see Country Sedan).

\*See "Prices" on back cover

### FAIRLANE WAGON LOADSPACE

Load Floor Length—7.9 ft. (tailgate up), 9.6 ft. (tailgate down); Width—58.4" (widest point); 42.1" (between wheelhousings); Rear Opening—49.2" wide, 29.3" high; Total Cargo Volume—98.6 cu. ft. (including below-floor compartment of 6.7 cu. ft.).



### Fairlane Wagon Standard Equipment

**Fairlane Wagon:** 120-hp Fairlane Six ■ 3-Speed Manual Transmission ■ Choice of 13 Diamond Lustre Enamel Colors; 2 All-Vinyl Interiors ■ Full-Width, 3-Passenger Seats with Foam-Padded Cushions ■ Dual Sun Visors ■ Front Seat Belts\* ■ Heater-Defroster\* with Lighted Controls ■ Ash Trays and Arm Rests ■ Cigarette Lighter ■ 2-Spoke Deep-Dish Steering Wheel with Chrome Horn Ring ■ Roll-Down Tailgate Window ■ Electric Windshield Wipers ■ Color-Keyed Vinyl-Rubber Floor Mat ■ Courtesy Lighting ■ Concealed, Under-Floor Rear Stowage Compartment ■ Alternator ■ "Sta-Ful" Battery ■ Safety-Yoke Door Latches ■ 14-Inch Low-Profile Tires ■ Counterbalanced Hood with Single-Control Release ■ Ford's Twice-a-Year Maintenance Features including: Self-Adjusting Brakes, Full-Flow Oil Filter, Aluminized Muffler, Galvanized Vital Underbody Parts, Replaceable Element Fuel Filter, Engine Coolant-Antifreeze and others listed in their entirety on the back cover of this catalog.

**Fairlane 500 Wagon** includes all Fairlane Wagon equipment listed above with these variations: ■ Choice of 15 Diamond Lustre Enamel Colors; 1 Cloth-Vinyl, 4 Pleated All-Vinyl Interiors ■ Color-Keyed Carpeting ■ Stowage Compartment Lock ■ Backup Lights.

### FALCON WAGON LOADSPACE

Load Floor Length—7.1 ft. (tailgate up), 8.7 ft. (tailgate down); Width—56.7" (widest point); 42" (between wheelhousings); Rear Opening—45.5" wide, 27" high; Total Cargo Volume—77.9 cu. ft.



### Falcon Wagon Standard Equipment


**Falcon 2- & 4-Door Wagons:** 105-hp Falcon Six ■ 3-Speed Manual Transmission ■ Choice of 12 Diamond Lustre Enamel Colors; 1 All-Vinyl Interior ■ Full-Width, 3-Passenger Seats with Foam-Padded Cushions ■ Dual Sun Visors ■ Front Arm Rests, Ash Tray ■ Front Seat Belts\* ■ Heater-Defroster\* ■ Color-Keyed 2-Spoke Deep-Dish Steering Wheel ■ Roll-Down Tailgate Window ■ Electric Windshield Wipers ■ Black Vinyl-Rubber Floor Mat ■ Alternator ■ "Sta-Ful" Battery ■ Safety-Yoke Door Latches ■ Ford's Twice-a-Year Maintenance Features (back cover).

**Futura Wagon** includes all Falcon Wagon equipment listed above with these variations: ■ 120-hp Fairlane Six ■ Choice of 15 Diamond Lustre Enamel Colors; 5 Pleated All-Vinyl Interiors ■ Rear Arm Rests and Ash Tray ■ Cigarette Lighter ■ Color-Keyed Carpeting ■ Color-Keyed Vinyl-Rubber Mat (cargo area) ■ Courtesy Lighting ■ Color-Keyed 2-Spoke Deep-Dish Steering Wheel with Chrome Horn Ring.

**Falcon Squire** includes all Falcon and Futura Wagon equipment listed above with these variations: ■ Simulated Wood Body Trim ■ Power Tailgate Window ■ "Falcon Squire" Script (on front fenders).

### FALCON CLUB WAGON LOADSPACE

Load Floor Length—8.9 ft. (10.4 ft. opt. Bus) doors closed; Width 67.1" (widest point); 48.2" (between wheelhousings); Rear Door—49.2" wide, 47.1" high; Side Door—49.2" wide, 47.7" high; Total Cargo Volume—194 cu. ft. (242 cu. ft. opt. Bus).



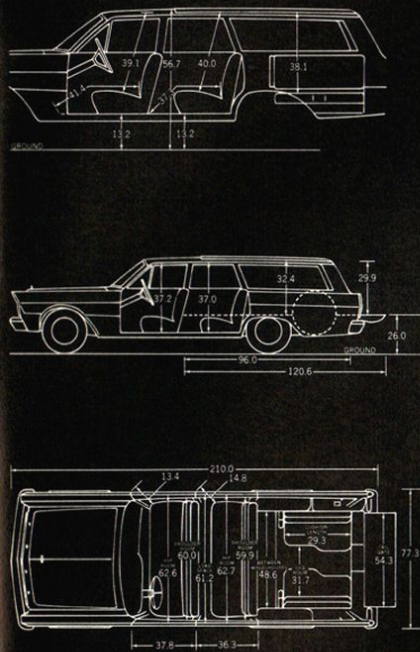
### Club Wagon Standard Equipment

**Station Bus:** 105-hp Falcon Six ■ Synchro-Smooth Drive (fully sync. 3-spd. man. trans.) ■ Choice of 9 Diamond Lustre Enamel Colors; 4 All-Vinyl Interiors ■ 2-Speed Electric Wipers ■ 3-Spoke Deep-Dish Steering Wheel ■ Foam-Cushioned Adjustable Driver's Seat ■ Front Passenger Seat ■ Front Arm Rests, Ash Tray ■ Front Seat Belts\* ■ Heater-Defroster\* ■ Dual Horns, Dome Lights ■ Retractable Side Step ■ Ford's Twice-a-Year Maintenance Features (back cover).

**Club Wagon** includes all Station Bus equipment with these variations: ■ Choice of 9 Colors; 4 Vinyl-Woven Plastic Interior Trims ■ Full-Length Color-Keyed, Vinyl-Coated Rubber Floor Mat ■ Full-Length Headlining ■ Painted Left-Hand Outside Mirror ■ Windshield Washers ■ Cigarette Lighter ■ White Steering Wheel with Chrome Horn Ring ■ Dual Sun Visors ■ Bright Hub Caps.

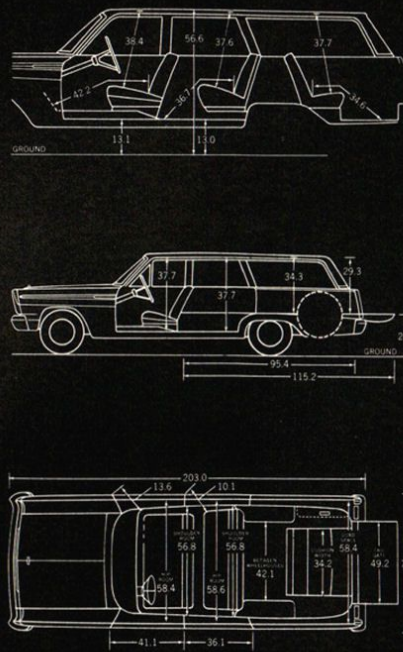
**Deluxe Club Wagon** includes all Station Bus and Club Wagon equipment with these variations: ■ Choice of 2 Diamond Lustre Enamel Colors; 2 Pleated All-Vinyl Interiors ■ Padded Instrument Panel and Sun Visors ■ Bright Left-Hand Outside Rearview Mirror ■ Bright-Finish Bumpers ■ Bright Body Side Molding with Anodized Aluminum Insert ■ Spare Tire Cover.





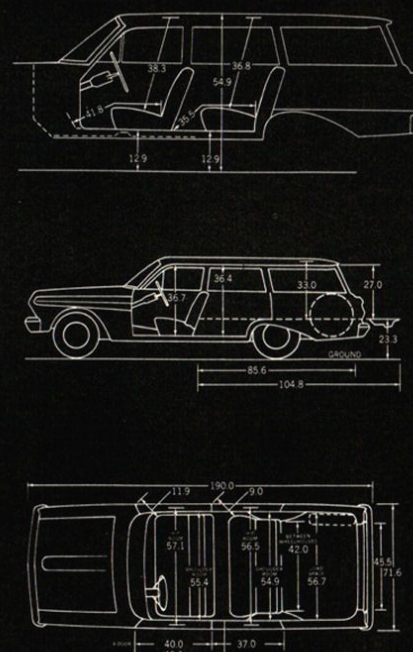
#### FORD WAGON DIMENSIONS

Overall Length—210"; Wheelbase—119"; Width—77.3"; Height—56.7"; Treads—62" (front & rear); Weights (approx.)—Ranch Wagon 3851 lb., Country Sedan 3861 lb., Country Squire 3885 lb.



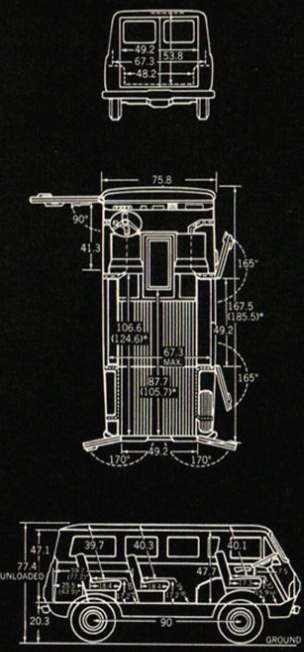
#### FAIRLANE WAGON DIMENSIONS

Overall Length—203"; Wheelbase—116"; Width—73.8"; Height—56.6"; Treads—57" front, 56" rear; Weights (approx.)—Fairlane Wagon 3300 lb., Fairlane 500 Wagon 3337 lb.



#### FALCON WAGON DIMENSIONS

Overall Length—190"; Wheelbase—109.5"; Width—71.6"; Height—54.9"; Treads—55" front, 56" rear; Weights (approx.)—Falcon 2-Door 2728 lb., Falcon 4-Door 2768 lb., Futura & Squire 2780 lb.



(\*STATION BUS WITH EXTENDED BODY OPTION)

#### FALCON CLUB WAGON DIMENSIONS

Overall Length—167.5" (185.5" opt. Bus); Wheelbase—90"; Width—75.8"; Height—77.4"; Treads—60" front, 60.2" rear; Weights (approx.)—Station Bus 2880 lb. (opt. 2910 lb.), Club Wagon 2980 lb., Deluxe Club Wagon 3020 lb.

## Specifications

### 18 WAGON POWER TEAMS

|                    | Standard Engines        |                            |                       | Optional Engines            |                                   |                                   |   |
|--------------------|-------------------------|----------------------------|-----------------------|-----------------------------|-----------------------------------|-----------------------------------|---|
|                    | 105-hp<br>Falcon<br>Six | 120-hp*<br>Fairlane<br>Six | 150-hp†<br>Big<br>Six | 200-hp<br>Challenger<br>V-8 | 225-hp<br>Challenger<br>Spec. V-8 | 250-hp<br>Thunder-<br>bird<br>V-8 | 300-hp<br>Thunder-<br>bird<br>Spec. V-8 |
| FORD WAGONS        |                         |                            | B-C-D                 | B-C-D                       |                                   | B-C                               | B-C-D                                   |
| FAIRLANE WAGONS    |                         | A-C                        |                       | B-C-D                       | B-C                               |                                   |   |
| FALCON WAGONS      | A-C                     | A-C                        |                       | B-C                         |                                   |                                   |   |
| FALCON CLUB WAGONS | B-C                     |                            | B-C                   |                             |                                   |                                   |   |

#### Transmissions:

Standard A—3-Speed Manual  
B—Synchro-Smooth Drive (full sync. 3-sp. man.)  
Optional C—Cruise-O-Matic Drive  
D—Overdrive

\*120-hp Six standard in Futura and Squire, optional other Falcon wagons (except Club Wagons)

†150-hp Big Six standard in Ford wagons, optional in Falcon Club Wagons

### Engines

**105-hp Falcon Six**—170 cu. in. displ.; 3.50" bore x 2.94" stroke; 9.1 to 1 comp. ratio; reg. fuel; single-barrel carb.; auto. choke; self-adj. valves.‡

**120-hp Fairlane Six**—200 cu. in. displ.; 3.68" bore x 3.13" stroke; 9.2 to 1 comp. ratio; 7 main bearings. Otherwise same as 105-hp Six above.

**150-hp Ford Big Six**—240 cu. in. displ.; 4.00" x 3.18" stroke; 9.2 to 1 comp. ratio; 7 main bearings; reg. fuel; single-barrel carb.; auto. choke; self-adjusting valves.‡

**200-hp Challenger V-8**—289 cu. in. displ.; 4.00" bore x 2.87" stroke; 9.3 to 1 comp. ratio; reg. fuel; 2-barrel carb.; auto. choke; self-adj. valves.

**225-hp Challenger Special V-8**—10 to 1 comp. ratio; prem. fuel; 4-barrel carb.; other specifications same as those for 200-hp V-8 above.

**250-hp Thunderbird V-8**—352 cu. in. displ.; 4.00" x 3.50" stroke; 9.3 to 1 comp. ratio; reg. fuel; 4-barrel carb.; auto. choke; self-adj. valves; dual exhausts.

**300-hp Thunderbird Special V-8**—390 cu. in. displ.; 4.05" bore x 3.78" stroke; 10.1 to 1 comp. ratio; prem. fuel; other specifications same as those for 250-hp Thunderbird V-8 above.

‡Except Club Wagons

### Transmissions

**Manual Transmission Clutches**—Semi-centrifugal type with weighted levers. Face diameter 10" with Big Six and Challenger V-8's, 11" with Thunderbird V-8's. Non-centrifugal type clutch with all other Sixes, face diameter 8 1/2".

**3-Speed Manual Transmission** (see chart for availability)—Has forged bronze synchronizers in 2nd and direct for smooth shifting. Anti-friction bearings throughout.

**Synchro-Smooth Drive** (see chart for availability)—The ease and smoothness of full synchronized manual shifting in all forward gears; clash-free downshifting to low even while under way.

**Overdrive** (see chart for availability)—Conventional 3-speed manual transmission with automatic 4th gear which cuts in above 28 mph, cuts out below 21 mph (approx.). Downshift to direct for brisk passing by flooring accelerator.

**Cruise-O-Matic Drive** (see chart for availability)—Three forward ratios, one reverse. Two selective drive ranges: 3-speed range starting in low for all normal driving, or 2-speed range starting in intermediate for more surefooted driving on slippery surfaces. Effective engine braking in low.



# Specifications (cont'd)

## FORD WAGONS

**FORD DESIGN:** Ford Wagons for 1965 are completely new from top to tires with an all-new body, frame, and full coil spring suspension to give an ultra-smooth ride with new handling ease and improved roadability. Feature highlights include advanced frame design with strategically placed body mounts to "tune out" vibration and noise; protective wheelhousings under front fenders; crank-adjusted vent windows; curved glass side windows; extra convenience with new reversible keys, right-hand ignition, and keyless outside door locking; suspended accelerator, clutch and brake pedals; step-on parking brake.

**ENGINE FEATURES:** Ford engine economy and durability are results of modern, efficient design, high quality materials, and painstaking manufacture. Other contributing features are: 6000-mile (or 6-month) full-flow oil filter; 36,000-mile (or 3-year) fuel filter; dry-type air cleaner; year-round 190° thermostat; 12-volt electrical system; 42-amp. alternator; 54-plate, 45 amp-hr battery (66-plate, 55 amp-hr with 250- and 300-hp V-8's and Cruise-O-Matic); weather-proof ignition with constant-resistance wiring and air-cooled breaker points; positive-engagement starter; fully aluminized muffler (dual mufflers of aluminized and stainless steel).

**REAR AXLE:** Semi-floating, heavy-duty type with deep-offset hypoid gears. Straddle-mounted drive pinion with 3 roller bearings. Large diameter axle shafts. High capacity wheel bearings.

**NEW DESIGN FRAME:** More efficient, perimeter design, torque-box type frame with node-point body mount locations for high combined body-frame strength with superior noise and vibration suppression characteristics.

**FRONT SUSPENSION:** Wider 62" tread; new drag-strut, Ball-Joint type suspension members with mounting feature that allows slight rearward movement of front wheels to reduce the effects of bumps and road faults. Ball joints packed with special 36,000-mile lubricant retained by full-life seals. Rubber-bushed stabilizer helps to control roll on turns. Tapered roller wheel bearings with 30,000-mile check interval (repack as required). Specially calibrated shock absorbers with all-weather fluid for softer ride, better year-round control.

**REAR SUSPENSION:** Wider 62" tread. Three-link, coil spring system with long and short mounting-link arrangement to control dive and squat tendencies in braking and acceleration. Lateral track bar centers axle, resists body sway and roll in turns. All links and track bar rubber-bushed for smooth, quiet operation. Shock absorbers sea-leg-mounted to resist body side movement, have all-weather fluid for more uniform ride control.

**STEERING:** Recirculating-ball type steering gear with antifriction bearings throughout, plus high numerical ratio for easier steering. Flexible coupling in shaft helps insulate steering column and wheel from road shock. Improved nylon bearings in tie rod and pitman arm pivots reduce steering effort; backed with special 36,000-mile lubricant retained by full-life seals. Overall steering ratio 30.9 to 1; with power steering 23 to 1. Turning diameter, approximately 41 ft. **New Integral Power Steering** locates hydraulic mechanism in engine compartment; has improved pump, longer-lived seals and more compact design.

**BRAKES:** Self-adjusting, self-energizing design. Brakes adjust automatically when applied while car is moving backwards. Easy-operating suspended pedal, dash-mounted master cylinder, 11-inch composite drums, grooved for better cooling. Total lining area 225 sq. in. Foot-operated parking brake. Optional power brakes have special low pedal position.

**TIRES:** New low-profile design, 4-ply rating black tubeless tires with Tyrex rayon cord. Safety-type rims. Basic size: 8.15 x 15. Higher rated tires available. See your Ford Dealer for complete details.

**CAPACITIES:** Fuel 20 gal.; oil 4.5 qt. (Big Six, Challenger V-8), 6 qt. (Thunderbird V-8's); cooling system (with heater) 16 qt. (Big Six, Challenger V-8), 21.5 qt. (other V-8's).

**PRICES:** Front seat belts, heater and defroster are included as standard equipment on all models. However, heater and/or seat belts may be deleted on car order if desired at an appropriate price reduction. All power assists, optional equipment and accessories as well as some items illustrated or referred to as options, optional or available are at extra cost. For the price of the model with the equipment you desire, consult your Ford Dealer.

## FAIRLANE WAGONS

**FAIRLANE DESIGN:** The new styling, comfort and luxury of 1965 Fairlane Wagons add much to your driving and riding enjoyment. Features include: welded integral body and frame for high strength-to-weight ratio; resistance to squeaks and rattles; full body insulation and weather-sealing; greater convenience with new right-hand side ignition switch and illuminated heater control panel; dual sun visors with retention clips; Deep-Dish, 2-spoke steering wheel; parallel-action electric windshield wipers; Safety-Yoke door latches; stand-up spare tire; roll-down tailgate window; single-latch, counter-balanced hood and tailgate.

**ENGINE FEATURES:** Fairlane engine economy and durability are results of modern, efficient design, high quality materials, and painstaking manufacture. Other contributing features: 6000-mile (or 6-month) full-flow oil filter; 36,000-mile (or 3-year) fuel filter; dry element air cleaner; year-round 190° thermostat; 12-volt electrical system; 38-amp. alternator; 54-plate, 45 amp-hr battery; weatherproof ignition with constant-resistance wiring and air-cooled breaker points; positive-engagement starter; fully aluminized muffler.

**REAR AXLE:** Semi-floating type with deep-offset hypoid gears. Straddle-mounted drive pinion with 3 roller bearings. Induction-hardened, forged shafts with permanently lubricated wheel bearings.

**FRONT SUSPENSION:** Ball-Joint type with coil springs mounted on upper arms. Angle-Poised for anti-dive control. 36,000-mile (or 3-year) lube intervals. Strut-stabilized lower arms. Link-type, rubber-bushed ride stabilizer. Shock absorbers have all-weather fluid for better year-round ride control.

**REAR SUSPENSION:** Asymmetrical design with rear axle located forward of spring center for anti-squat resistance on braking and takeoff. Extra-long, leaf-type springs with wide spring base for more stable, leveled ride. All-weather shock absorber fluid for more uniform ride control.

**STEERING:** Recirculating-ball type steering gear provides easy handling. Linkage system lubricated for 36,000 miles (or 3 years). Overall steering ratio 27.8 to 1. Turning diameter 40.2 ft. Improved power steering option has flexible steering shaft coupling to reduce road shock to steering wheel; ratio 20 to 1.

**BRAKES:** Self-adjusting, self-energizing design. Brakes adjust automatically when applied while car is moving backwards. 10-inch composite drums. Total lining area, 193 sq. in.

**TIRES:** New low-profile design, 4-ply rating blackwall tubeless with Tyrex rayon cord. Safety-type rims. Tire size: 7.35 x 14.

**CAPACITIES:** Fuel 16 gal.; oil 4.5 qt. (Six), 5 qt. (V-8); cooling system (with heater) 9.5 qt. (Six), 15 qt. (V-8).

**TWICE-A-YEAR MAINTENANCE:** '65 wagons built by Ford are designed to go 6,000 miles (or 6 months) between oil changes and minor chassis lubrications; 36,000 miles\* (or 3 years,\* whichever comes first) between major chassis lube. Other '65 Ford service-savers include: 36,000-mile (or 2-year) engine coolant-antifreeze, self-adjusting brakes, long-life Sta-Ful battery, sealed alternator, rust- and corrosion-resistant aluminized muffler and galvanized underbody parts. The '65 wagons from America's station wagon specialist need so little service it's just good sense to see that they get the best — at your Ford Dealer's. His factory-trained mechanics and special tools add up to the greatest service combination for your Ford.

**NEW CAR WARRANTY:** Ford total-car quality

Comparative information in this catalog was obtained from authoritative sources, but is not guaranteed. The specifications contained herein were in effect at the time this catalog was approved for printing. Ford Division of Ford Motor Company reserves the right to discontinue models at any time, or change prices, specifications or designs without notice and without incurring obligation.

## FALCON WAGONS

**FALCON DESIGN:** Among the many Falcon features contributing to long-lived durability and greater all-round driving enjoyment are these: welded integral body and frame (quietness, high strength-to-weight ratio); body fully insulated and weather-sealed; parallel-action electric windshield wipers; Deep-Dish steering wheel; dual sun visors with retention clips; Safety-Yoke door latches; stand-up spare tire; roll-down tailgate window; counterbalanced hood and tailgate; 20-gallon fuel tank.

**ENGINE FEATURES:** Falcon engine economy and durability are results of modern, efficient design, high quality materials and painstaking manufacture. Other contributing factors include: 6000-mile (or 6-month) full-flow oil filter; 36,000-mile (or 3-year) fuel filter; replaceable, dry element air cleaner; year-round 190° thermostat; 12-volt electrical system; 38-amp. alternator; 54-plate, 45 amp-hr battery; weatherproof ignition system; positive-engagement starter; new-design exhaust system with rust- and corrosion-resistant aluminized transverse muffler.

**REAR AXLE:** Semi-floating type with deep-offset hypoid gears. Induction-hardened, forged shafts with permanently lubricated wheel bearings.

**FRONT SUSPENSION:** Ball-Joint type with coil springs pivot-mounted on upper arms. 36,000-mile (or 3-year) lube intervals, full-life seals. Angle-Poised design for anti-dive control. Link-type, rubber-bushed ride stabilizer. Tapered roller wheel bearings. All-weather shock absorber fluid for better year-round ride control.

**REAR SUSPENSION:** Asymmetrical design with rear axle forward of spring center for anti-squat on takeoff. Long, wide leaf springs with tip inserts and wide spring base provide soft, stable, leveled ride. Diagonally mounted shock absorbers have all-weather fluid.

**STEERING:** Recirculating-ball type steering gear provides easy handling. Anti-friction bearings throughout. Permanently lubricated steering linkage joints. Overall steering ratio, 27 to 1. Turning diameter, 38.8 ft. Improved power steering option with 22 to 1 ratio for faster, more responsive operation.

**BRAKES:** Self-adjusting, self-energizing design. Diameter 9" (Sixes), 10" (V-8). Molded linings for longer life and fade resistance. Total lining area 157 sq. in.

**TIRES:** New low-profile design, 4-ply rating black tubeless with Tyrex rayon cord. Safety-type rims. Basic sizes: 6.45 x 14 (Six) and 6.95 x 14 (V-8).

**CAPACITIES:** Fuel 20 gal.; oil 4.5 qt. (Six), 5 qt. (V-8); cooling system (with heater) 9.5 qt. (Six), 14.5 qt. (V-8).

makes this *total-car warranty* possible: Ford Motor Company warrants to owners as follows: That for 24 months or for 24,000 miles, whichever comes first, free replacement, including related labor, will be made by Ford Dealers of any part with a defect in workmanship or material. Tires are not covered by the warranty; appropriate adjustments will be made by tire companies. Owners will remain responsible for normal maintenance service, routine replacement of parts such as filters, spark plugs, ignition points, wiper blades, brake and clutch linings, and normal deterioration of soft trim and appearance items. The warranty referred to herein is applicable to products sold in the U.S.A. and in certain neighboring areas.

\*Except Falcon Club Wagons each 6,000 miles or 6 mos.

## FALCON CLUB WAGONS

**CLUB WAGON DESIGN:** Among many outstanding features of the Falcon Station Bus, Club Wagon and Deluxe Club Wagon are these: welded integral body and frame (quietness, high strength-to-weight ratio); body insulated and weather-sealed; metropolitan front end and big one-piece windshield provide outstanding "up-front" visibility and control; double doors at curbside and rear (both provide openings over 4 ft. wide); retractable side step; flat level load floor.

**ENGINE FEATURES:** Up-front location for better cooling, easier accessibility, clear load floor. Hinged engine cover, fully insulated from heat and noise. For economy and longer life Falcon engines have short-stroke, low-friction design; manually operated choke; full-flow oil filter; oil-bath air cleaner; pressurized cooling system with 190° thermostat; 12-volt electrical system; 38-amp. alternator; 54-plate, 45 amp-hr battery; weatherproof ignition; positive-engagement starter; fully aluminized muffler and tailpipe.

**REAR AXLE:** Semi-floating type with offset hypoid gears. Induction-hardened forged shafts with permanently lubricated wheel bearings.

**SUSPENSION:** Longitudinal, semi-elliptic leaf springs front and rear with rubber-bushed supports and compression-type shackles, giving variable-rate characteristics for more controlled ride. Rigid I-beam type front axle of heat-treated forged alloy steel. Precision-fitted steering knuckles with bronze kingpin bushings and special rubber seals. Link-type rubber-bushed ride stabilizer. Direct-acting hydraulic shock absorbers. Tapered roller front wheel bearings.

**STEERING:** Low-friction recirculating-ball type steering gear provides easy handling. Anti-friction bearings throughout. Overall steering ratio 25.0 to 1. Turning diameter, 37.2 ft.

**BRAKES:** Self-adjusting, self-energizing hydraulic with double-sealed composite drums. Diameter, front and rear: 10 in. Molded linings for long life and fade resistance. Total lining area 168 sq. in.

**TIRES:** 4-ply rated; black tubeless with Tyrex rayon cord. safety-type rims. Basic size: 6.50 x 13 on 5½" rims. Several optional tire sizes are offered with Club Wagons. Your Ford Dealer will be happy to detail them all for you. Spare location: cargo area behind right-hand wheelhousing.

**CAPACITIES:** Fuel 14 gal.; oil 4.5 qt.; cooling system (with heater) 9.5 qt. (standard Falcon Six engine. For optional Big Six engine, see "Capacities" under Ford Wagons listing at left).

**FORD WAGON TRAILER TOWING RECOMMENDATIONS** are included, along with much additional helpful information, in the "1965 Ford Car & Truck Recreational Brochure." Ask your Ford Dealer for a copy.

*Best year yet to go Ford  
Test Drive Total Performance '65*

# FORD

MUSTANG • FALCON • FAIRLANE • FORD • THUNDERBIRD