




1996

NISSAN [PATHFINDER]



Why do the places you visit

in your mind have such power over you?

Is it just a case of wanderlust?

Could it be they let you see your true potential?

Or is it simply because

you know these places exist?

Introducing

the all-new 1996 Nissan® Pathfinder®

The way there.

a note on the great outdoors

5

photo gallery

8

all-terrain ability

21

interior amenities

25

engine performance

31

safety information

35

accessories

38

technical specifications & features


40


color & trim choices

43



Official Sponsor of the 1996 U.S. Olympic Team and Games.





Certain settings — where man's imprint is barely evident — **DEEPEN OUR RESPECT**

for what is natural and untamed. They are places that we seek out as much **FOR THEIR SOLITUDE**

as for their beauty. And, certainly, the Pathfinder is designed to take you there.

More important, IN THESE SURROUNDINGS, we're reminded of our responsibility

to future generations. That is, to help ensure they will be able to share our wonder and appreciation. In

that spirit, let's recall the thinking behind the "TREAD LIGHTLY!" program: the most welcome guests

are those who leave behind **NO TRACE OF THEIR STAY.**



Pathfinder SE 4x4 shown in Rain Forest Green Pearl with available Sunroof Package, Off-Road Package and rear-mounted spare tire carrier.



Pathfinder LE 4x2 shown in Mahogany Pearl.



Pathfinder XE 4x4 shown in Mediterranean Blue with available Convenience and Sport Packages.




Pathfinder SE 4x4 interior shown with available Leather Trim Package, automatic transmission and air conditioning.



Cargo shown is shown for display purposes only. Nissan recommends that all loose items be secured when transported.




Cargo shown is shown for display purposes only. Nissan recommends that all loose items be secured when transported.



Cargo shown is shown for display purposes only. Nissan recommends that all loose items be secured when transported.



Pathfinder LE 4x4 interior shown with accessory cassette player.



*If you've ever seen a **WOLF RUNNING THROUGH A FIELD** of snow (or a large dog*

*for that matter), you've witnessed a perfect demonstration of the advantages of **4-WHEEL DRIVE**.*

Having thrust distributed to four corners – in this case, its four padded paws – the animal moves

*through the heavy **BLANKET OF SNOW** with ease.*

*Likewise, in a 4-wheel-drive Pathfinder with its new **SHIFT-ON-THE-FLY** system, you*

can cross a washed-out road or snowy mountain pass with similar natural ability. Of course, once you step

*out of the vehicle and onto **FRESH POWDER**, good luck keeping pace with your four-legged companions.*

ALL-TERRAIN ABILITY

Pathfinders's new shift-on-the-fly 4-wheel-drive system may

seem like the obvious starting point for describing this sport-

utility's all-terrain capability. Yet, if you asked one of our engi-

neers, they'd probably go back to the foundation: that is,

Pathfinder's unique MonoFrame™ construction. It provides a rigid

platform that enhances nearly all aspects of performance — on- and

off-road. By providing improved bending and twisting stiffness,

it helps the rugged front-strut and rear 5-link coil-spring suspen-

sions do their jobs better. And with bumps in the road less likely

to be translated into rattles or squeaks, rough terrain is not only

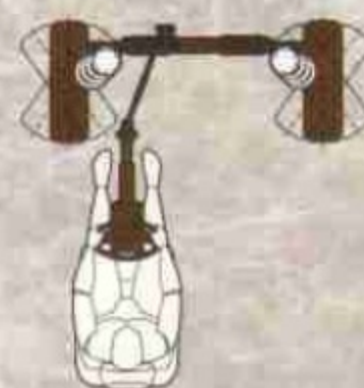
crossable, it's much more bearable. Naturally, once a good founda-

tion was in place, it was easier to concentrate on the details. Such

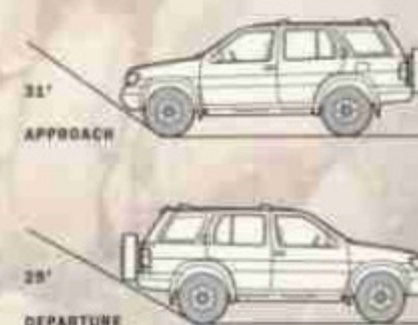
as widening the track to improve handling over varying terrain.



If a dog is trekking a mountain path, it knows to shift its weight to the paw with the best footing. Similarly, a Pathfinder equipped with the available limited-slip differential immediately senses when one of the rear wheels is slipping and then distributes power to the rear wheel with the better grip.



The 1996 Pathfinder features a power rack-and-pinion steering system that lets you feel like you're in direct communication with the road. It provides exceptional directional stability on or off the pavement. Working in conjunction with the independent front strut suspension, it also offers impressive maneuverability.



The SE can approach a 31° incline without scraping the front bumper. This is known as the maximum angle of approach. The maximum angle of departure without rear contact is 29°. If these numbers don't mean much to you — and you're more adept at skiing than geometry — imagine driving up a black diamond run.

4WD TIPS:

- 1) When negotiating narrow or rough terrain, have someone outside the vehicle act as a "spotter." This person can see things that the driver can't.
- 2) Keep in mind that, in a tight turn, front tires make a larger arc than rear ones. (This is known as "wheel cheat.") If you're navigating around boulders, for example, you can avoid rear contact with an obstacle by making as wide a turn as possible.
- 3) Topographical maps are best to use when visiting new areas — they give you a better idea of the type of terrain to expect.



Large, heavy-duty struts on the independent front suspension — combined with a front stabilizer bar — make you less apt to bounce around on rough terrain. In the rear, the 5-link coil-spring suspension gets a stiffer stabilizer bar to help reduce body lean around tight corners. And for a sure ride, the shocks and springs are placed further out and the track is as much as 2" wider in front, 3" in the rear.



Most SUVs with auto-locking front hubs can't engage 4WD without some forward motion. (Which means, if you're in 2WD and get stuck in the mud, you'll most likely be there for a while.) Our new shift-on-the-fly system,* however, puts you into 4WD the moment you shift the transfer case shift knob — at which time all four wheels have power to move you forward.

If you plan to put Pathfinder's 4-wheel-drive capabilities to good use, you'll certainly want to consider the SE. Its P265/70R15 all-season tires (shown in detail below) not only offer a hushed ride on pavement, they provide better footing off-road. You can also opt for driver-adjustable shock absorbers** as part of the Off-Road Package. Minimum ground clearance on the SE is a full 8.3" (On the XE and LE, the number comes in at 7.5.") This Pathfinder also has a skid plate (standard on all models) which helps protect the fuel tank from rocks and other off-road hazards.

*At speeds up to 50 mph.
** Limited availability.





Part of the appeal of venturing in the great outdoors is knowing that, once you're

*there, no one but you is responsible for your comfort. Call it the supreme test of **SELF-SUFFICIENCY**.*

*And all it takes to succeed is careful planning and **THE RIGHT GEAR**.*

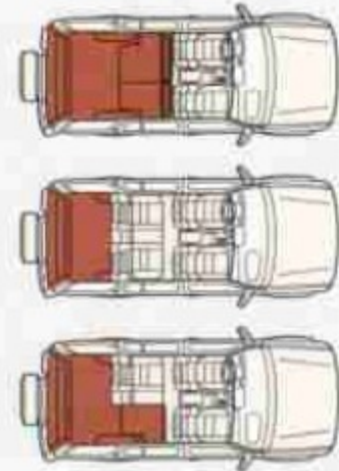
Fortunately, the 1996 Pathfinder lessens the demand for your organizational skills.

*Inside, in addition to luxuries like a standard CD player, you'll find **MORE ROOM FOR CARGO**.*

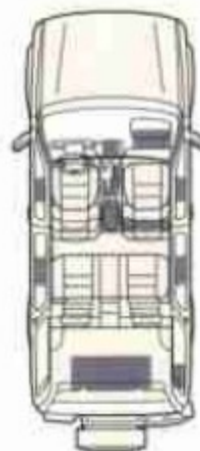
Plus all sorts of storage areas. There's even a clever little place to keep your sunglasses. A really

***GOOD BACKPACK** comes to mind. Except, in this case, you're the one who gets carried up the trail.*

INTERIOR AMENITIES



Pathfinder's 60/40 split fold-down rear seat gives you the flexibility to carry long items and still leave room for a rear-seat passenger. And, thanks to Mono-Frame construction and the fact that the spare tire is mounted underneath the vehicle, there's more usable cargo space inside. There's also new, concealed storage under the cargo area floor for smaller items or valuables.



Almost everywhere you look in the Pathfinder – the doors, the armrests, under the floor, even overhead – there's some kind of storage unit. In fact, if you counted, you'd find a total of 17 thoughtful interior compartments.

A baseball glove. You can tell what it's made for just by the way

it feels on your hand. That's why Nissan Design International

in San Diego used it as inspiration for the spacious yet accessi-

ble feel of the Pathfinder's interior. "You should know you're in

a sport-utility vehicle even with your eyes closed," was a recur-

ring thought. Grab hold of the thick steering wheel, for exam-

ple. It tells you right away that this is a vehicle of substance.

Pragmatic thinking drove the design of the instrument panel.

The most frequently used controls are clustered and positioned

so you can reach them without lifting your shoulders off the

seatback. Of course, considering all the places you could go in a

Pathfinder, you're apt to be spending a good deal of time in it. So,

you'll find amenities like a CD player and heated front seats* too.



You won't have to fumble around looking for small buttons to adjust the temperature. In fact, you'll appreciate these large, easy-to-use rotary dials even more on those winter days when you can't bear the thought of taking off your gloves.


LOADING TIPS:

1) If you're loading items onto a roof-mounted cargo carrier, remember to place heavier things on the bottom and lighter ones on top.

2) It's important to secure any loose items you're carrying in the cargo area. Not only will you be safeguarding your gear, you'll be helping to protect yourself and your passengers.

3) With both of those tips in mind, in addition to the flashlight and maps you probably keep in your glove box, bring a couple of bungee cords. You'll use them.

* Standard on LE 4x4; available on SE.



In addition to two recessed cup holders, the center console features an armrest with a dual-level storage compartment. The lower of these two levels is deep enough to hold compact discs.




Even if you're somewhere without running water, you'll still have electricity. Up front and at the rear of the center console, there are 12-volt direct current outlets to power items like a spotlight or hot plate. Just below the rear outlet, there's a pair of cup holders for rear-seat passengers.



If you need a little more assistance than a map, consult the digital compass that's standard on the LE and included on the SE with available Leather Trim Package. It also displays the outside temperature in degrees Fahrenheit or Celsius. And if you don't find your sunglasses perched on top of your head, check this convenient fold-down storage compartment. The unit also features dual overhead map lamps.



You don't have to worry about your new graphite fly rod sliding around in back thanks to this standard convenience net. It'll help keep your gear (or your groceries) in place. A rear cargo cover provides added security, allowing you to keep purchases or expensive equipment out of sight. (Both items standard on SE and LE models; available on XE.)



Pathfinder's HomeLink® system (standard on the LE; available on the SE with optional Sunroof Package) operates up to three remote-controlled devices. For example, this means you can open your garage door or turn on the porch light* without ever leaving your vehicle.

* Operation of lighting systems requires the purchase of a receiver from HomeLink®.

** On LE 4x2, leather seating surfaces are standard. Heated front seats are not available.

* HomeLink is a registered trademark of Prince Corporation.

Pathfinder's high seating position gives you a commanding view, which can add to your sense of confidence behind the wheel. Leather seating surfaces with heated front seats are standard on the LE 4x4** and available on the SE. The LE also offers optional power driver's and front-passenger's seats.



If the howls of coyotes are getting on your nerves, try listening to the AM/FM/CD 160-watt (max.) stereo that's standard on every Pathfinder. For the best possible sound quality, six speakers were placed in strategic locations, including two dome tweeters in the front pillars.



The SE and LE models are available with a power sliding sunroof that lets you enjoy the fresh air and sunshine even before you get to your destination. Of course, some days you'd probably still prefer A/C. The LE model features automatic temperature control air conditioning. You select airflow and cabin temperature, and the system controls the fan and maintains the preset temperature. This system is also available on the SE.



Steering-wheel-mounted cruise control (standard on the SE and LE; available on the XE) means you can operate the system without ever taking your hands off the wheel. A leather-wrapped steering wheel is standard on LE models and available on the SE.





*The tools that perform without question are the ones we reach for **INSTINCTIVELY**.*

It's the weathered lantern, for example, that you've used for years. Or the vehicle that, on a seldom-

*travelled road, feels **LIKE A TRUSTWORTHY FRIEND**.*

*With more **USABLE POWER**, the Pathfinder's new 3.3-liter engine helps deliver this*

feeling of confidence. What's more, it has even undergone extensive testing to help ensure that oil pres-

*sure won't be affected by **TYPICAL OFF-ROAD INCLINES**. In the end, it's nice to know that no matter*

*where you've ended up, Pathfinder can **GET YOU HOME AGAIN**.*

When you're on a long bike ride, you know how to pace yourself.

When you're going downhill, you coast, so you can conserve your

energy for the uphill climbs. There's similar thinking behind the

new Pathfinder. Nissan's engineers designed this 3.3-liter engine

to focus its power where it's needed most — so 90% of its torque is

available at 1500 rpm. It responds with the same kind of enthusi-

asm in the sand, mud or snow as it does on a newly paved road. In

the same vein, the Pathfinder will only consume what it needs. Its


multi-point fuel injection system's computer gathers feedback

from sensors that monitor conditions such as elevation, tempera-

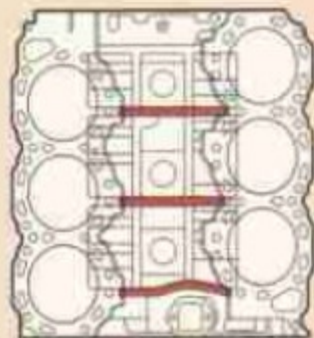
ture, and vehicle speed to ensure every ounce of fuel is used wisely.

So, while you're taking in the scenery of a remote area, you're not

also worrying about where the nearest gas station will be.



To help create a quiet cabin, we placed three resonator boxes in the engine's intake system. This reduces engine noise at various throttle openings by as much as ten decibels.



A strong, rigid engine block is fundamental when it comes to achieving a smooth, hushed ride. That's why the Pathfinder's is designed with wider ribs spanning the two rows of cylinder banks.

TOWING TIPS:

1) When towing a trailer uphill, shift down to a lower gear to maintain speed and prevent unnecessary stress on the engine and cooling system. This helps bring engine rpm up to where optimum horsepower and torque can help you over the grade.*

2) Conversely, when going downhill, the weight of the trailer may diminish overall stability. Therefore, to maintain control, you should reduce your speed and shift to a lower gear to avoid long or repeated use of the brakes.*

3) There is a simple trick to make backing up a trailer easier. Steer with one hand at the bottom of the steering wheel. To back the trailer to the left, begin moving the steering wheel to the left. To go right, move the wheel to the right. Of course, all movements should be done in small increments and at very low speeds.*



The Pathfinder's V6 engine offers a remarkable towing capacity of 5000 lbs. with an automatic transmission and 3500 lbs. with a manual transmission. And because 90% of the engine's maximum torque is generated at 1500 rpm, this overhead-cam V6 has a good kick, even when it's hauling heavy loads.*



The V6 powerplant delivers 168 hp at 4800 rpm and 196 ft-lbs of torque at 2800 rpm. Translation? You can climb sand dunes and overtake 18-wheelers with the same sense of confidence.



Pathfinder's advanced Sophisticated Optimized Fuel Injection System (SOFIS) helps improve throttle response with meticulous control. It delivers the precise amount of air and fuel at the exact time it's needed. SOFIS also helps flatten the engine's torque curve to provide quick acceleration at any rpm. In addition, it helps reduce emissions and improve fuel economy.**

The displacement of the Pathfinder's engine is 3.3 liters. Lightweight pistons were used to keep performance-robbing weight down. And by polishing the crankshaft to reduce friction, both response and efficiency were improved.

* See the Nissan Towing Guide for complete information on towing.

** See EPA estimates in specifications chart.





Inside Montana's Glacier National Park, trails are often snowed in through mid-July.

*Washington's Mt. Olympus gets **200 INCHES OF RAINFALL** a year. (It is in a rain forest, after all.)*

And at Michigan's Isle Royale, water must be filtered, or boiled for at least two minutes, before drinking –

*you'll find quite a few **MOOSE WANDERING** those waters.*

*The lesson here? If she wants to, **MOTHER NATURE CAN STOP US COLD**. So, with*

preparedness being your best defense, the 1996 Pathfinder is equipped with standard safety features

*ranging from an ABS system that can actually recognize different **KINDS OF TERRAIN** to dual airbags.*

SAFETY INFORMATION



Pathfinder's solid, reassuring feel on the road is due in great part to its MonoFrame construction. It not only provides a stiff platform for improved handling, its unique side member "ribs" distribute stress throughout the body to minimize noise and vibration.



The tilt steering column lets you adjust the position of the steering wheel to your driving needs, giving you an unobstructed view of the instrument panel and the road ahead. It's also designed to absorb energy in certain types of collisions.

If you think about it, what really gives you the freedom to go

outside your normal boundaries? Courage, sure. But common

sense plays a greater role. For example, it's the kind of practical

thinking that led to Pathfinder's new all-terrain Anti-lock

Braking System. It can actually sense the difference between

stopping on loose gravel, dirt, ice or deep snow. In the last case,

for instance, it pumps the brakes less frequently to allow for the

same natural braking effect a skier experiences when snow-

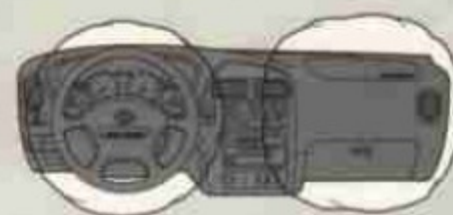
plowing. Or consider the LE's two-piece sun visors* that can

block the sun's glare on the front windshield and your side

window at the same time. We even thought to round the

edges of the interior surfaces. Of course, remembering items

like sunscreen and insect repellent is up to you.



Every 1996 Pathfinder features driver and front-passenger airbags. Used in conjunction with the 3-point seatbelts, this supplemental restraint system helps reduce the risk of injury in certain frontal impacts.**

SAFETY TIPS:

1) It's always a good idea to carry an emergency kit when heading off-road. Some of its elements could include: a gallon of water for every person on board and a small amount of non-perishable food, a quart of motor oil, a set of jumper cables, a tow rope, a few road flares, a flashlight, a roll of duct tape, waterproof matches, a first aid kit, a reflective blanket, a plastic tarp, and a small camp shovel.

2) Always keep to the right on fire roads and trails. If the trail is narrow and you meet someone coming the opposite direction on a hill, the vehicle going up has the right of way. Why? Because it's easier to maintain control backing up a hill than it is backing down.

* Optional on SE with Sunroof Package.

** Please be aware that a rear-facing child restraint must never be used in the front-passenger seat with a front-passenger airbag.



There's an extra measure of occupant protection inside the Pathfinder's doors. These pipe-style steel side-door guard beams help reduce the risk of injury in certain side impacts.



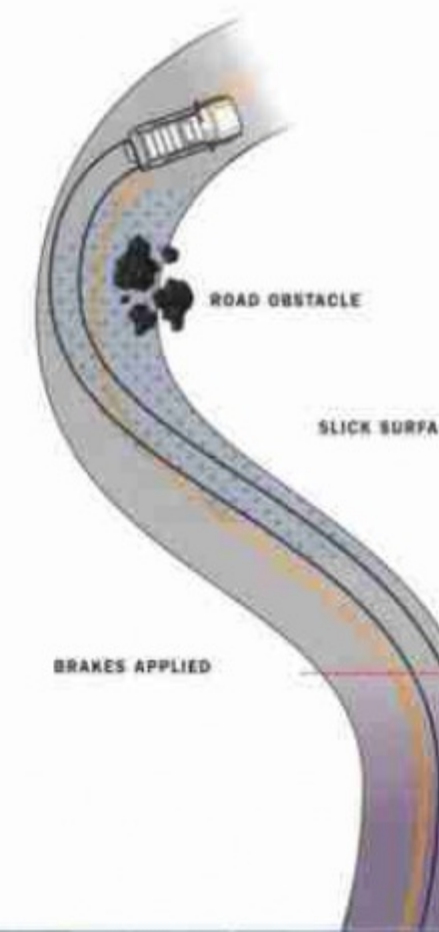
In addition to activating the alarm, this remote keyless entry and vehicle security system (standard on SE and LE; available on XE) locks and unlocks the doors. It also offers a panic mode and turns on the dome light upon disarming.

The following safety features are all part of the Pathfinder's occupant protection system:

- 1 Driver and front-passenger airbags
- 2 Energy-absorbing steering column
- 3 Front and rear crumple zones
- 4 Hood buckling creases
- 5 Child safety rear door locks
- 6 Pipe-style steel side-door guard beams
- 7 3-point ALR/ELR seatbelt system



Pathfinder's 4-wheel Anti-lock Braking System modulates pressure to the brakes up to 18 times per second to prevent wheel lockup during panic stops. This helps you maintain control while steering around a hazard, even if you're braking hard. What's more, it also operates in 4-wheel drive.





ACCESSORIES

< To complement Pathfinder's sleek, aggressive styling, consider a set of these Alloy Wheels. (XE only.)



Even though Pathfinder's fold-down rear seat is perfect for transporting skis, sometimes every seat is filled. For such times, our deluxe locking Ski Rack Attachment carries up to six pairs of skis. (Requires Roof Rack.)



With this stylishly integrated in-dash Cellular Phone, you might be away from the office but you're still within reach. It offers the convenience of hands-free operation but, for privacy, an optional handset is also available. (Accessory Woodgrain Trim also shown.)



If you think the new Pathfinder looks big, imagine how it looks to your children. Step Rails make getting on board easier. Of course, they look nice too. (XE only.)



If caked-on mud isn't the type of souvenir you'd choose to remember your trip by, think about our custom-designed Floor Mats. They'll help keep your interior carpet looking like new.



While a single-disc CD player is standard in every Pathfinder, you might want to consider this 6-disc CD Autochanger. It'll extend your playlist, giving you hours of uninterrupted music.



This hitch-mounted Bike Rack will hold up to three bikes. And because it's designed specifically for the Pathfinder, bikes won't brush up against the vehicle's paint surface and cause scratches. (Requires a 2-inch Receiver Tow Hitch.)



If you need some extra pull, this frame-mounted Class III[®] Receiver Hitch, designed to accommodate a variety of trailers, should do the trick. (Hitch Ball and Harness are optional.)



This roof-mounted Cargo Carrier allows you to confidently store up to 100 pounds of luggage or equipment. (Requires Roof Rack.)

Not shown:
3-disc CD Autochanger
Cassette Deck
Nose Mask
Rear Window Wind Deflector
Vehicle Cover
Wheel Locks

* Manual transmission Pathfinders have a 3500-lb. towing capacity (Class II). See the Nissan Towing Guide for complete information on towing.

TECHNICAL SPECIFICATIONS

STANDARD EQUIPMENT

Columns to the right note additions to or replacements for these items.



XE
4x2 & 4x4



SE
4x4



LE
4x2 & 4x4

ENGINE

3.3-liter SOHC V6 engine	Includes engine features in left-hand column	Includes engine features in left-hand column	Includes engine features in left-hand column
Sequential multi-point fuel injection			
168 hp @ 4800 rpm			
196 ft.-lbs. @ 2800 rpm			
Heavy-duty engine cooling system			
Liquid-filled engine mounts			

DRIVETRAIN

Front engine/rear-wheel drive (4x2)	Optional: Electronically controlled 4-speed automatic overdrive transmission with auxiliary oil cooler	Optional: Electronically controlled 4-speed automatic overdrive transmission with auxiliary oil cooler	Electronically controlled 4-speed automatic overdrive transmission with auxiliary oil cooler
Front engine/4-wheel drive (4x4)			
5-speed manual overdrive transmission	Optional: Limited-slip rear differential (Part of XE Sport Package on 4x4 only)	Optional: Limited-slip rear differential (Part of SE Off-Road Package)	Limited-slip rear differential (4x4)
2-speed shift-on-the-fly transfer case (4x4)			

SUSPENSION

Front independent strut suspension	Includes suspension features in left-hand column	Optional: Driver-adjustable shock absorbers with comfort and sport settings (Part of SE Off-Road Package; limited availability)	Includes suspension features in left-hand column
Rear 5-link coil-spring suspension			
Front and rear stabilizer bars			

STEERING

Turning diameter - curb to curb	35.4 ft. (37.4 ft. with XE Sport Package)	37.4 ft.	35.4 ft.
Turns - lock to lock	3.2 turns	3.0 turns	3.2 turns
Power-assisted rack-and-pinion steering			

BRAKES

Power vented front disc/rear drum brakes	Includes braking features in left-hand column	Includes braking features in left-hand column	Includes braking features in left-hand column
4-wheel Anti-lock Braking System (ABS)			
Rear load-sensing proportioning valve (4x4)			

WHEELS AND TIRES

P235/70R15 All-season radial tires	15" x 6.5" Chrome 6-spoke steel wheels	15" x 7" 6-spoke aluminum-alloy wheels	15" x 6.5" Lace design aluminum-alloy wheels
Full-size spare tire	Optional: Rear-mounted spare tire carrier w/cover (Requires XE Sport Package)	P265/70R15 All-season radial tires	
		Optional: Rear-mounted spare tire carrier w/cover (Requires SE Off-Road Package)	

CURB WEIGHTS: 4x2 (4x4)

Manual transmission - lbs.	3675 (3920)	Not applicable (3985)	Not applicable
Automatic transmission - lbs.	3695 (3945)	Not applicable (4005)	3775 (4020)

EPA MILEAGE ESTIMATES* 4x2 (4x4)

Manual transmission - city/hwy	17/20 (16/18)	Not applicable (16/18)	Not applicable
Automatic transmission - city/hwy	16/20 (15/19)	Not applicable (15/19)	16/20 (15/19)

GEAR RATIOS

Gear ratios	manual trans.	automatic trans.	manual trans.	automatic trans.	automatic trans.
1st	3.580	2.785	3.580	2.785	2.785
2nd	2.077	1.545	2.077	1.545	1.545
3rd	1.360	1.000	1.360	1.000	1.000
4th	1.000	0.694	1.000	0.694	0.694
5th	0.811	not applicable	0.811	not applicable	not applicable
Reverse	3.636	2.272	3.636	2.272	2.272
Final drive gear ratio	4.363	4.363	4.636	4.636	4.363
Transfer gear ratios (4x4)					
low range	2.020:1	2.020:1	2.020:1	2.020:1	2.020:1
high range	1.000:1	1.000:1	1.000:1	1.000:1	1.000:1

* 1996 EPA mileage figures shown. Actual mileage may vary with driving conditions - use for comparison only.

FEATURES

STANDARD EQUIPMENT

Columns to the right note additions to or replacements for these items.



XE
4x2 & 4x4



SE
4x4



LE
4x2 & 4x4

EXTERIOR

Aerodynamic halogen headlamps	Optional: Roof rack (Part of XE Convenience Package)	Chrome upper bumpers	Chrome upper bumpers
Black bumpers		Chrome front grille	Body-colored lower bumpers
Black dual manual mirrors	Optional XE Sport Package includes:	Halogen fog lamps	Chrome front grille
Tinted glass	Halogen fog lamps, black fender flares and rear window wind deflector	Dual power heated mirrors	Halogen fog lamps
2-speed windshield wipers with variable intermittent feature	(See PACKAGES for full content)	Black fender flares	Body-colored dual power heated mirrors
Rear wiper with fixed intermittent feature		Roof rack	Roof rack
Front and rear splash guards		Privacy glass	Privacy glass
Front and rear tow hooks		Tubular step rails	Body-colored side cladding
Fuel tank skid plate		Rear window wind deflector	Running boards
		Optional: Power sliding glass sunroof with tilt feature and sliding sunshade (Part of SE Sunroof Package)	Pinstriping
		Optional SE Off-Road Package includes:	Optional: Power sliding glass sunroof with tilt feature and sliding sunshade (Part of LE Luxury Package)
		Black front grille and upper bumpers	
		(See PACKAGES for full content)	

INTERIOR

Multi-adjustable front bucket seats	Woven cloth seat trim and door trim	Moquette cloth seat trim and door trim	Leather seating surfaces and trim
60/40 split fold-down rear seatbacks	Passenger-side visor vanity mirror	Driver's seat lumbar and height adjustments	Driver's seat lumbar and height adjustments
Reclining rear seatbacks	Optional XE Convenience Package includes:	Fold-down rear-seat center armrest	Heated front seats (4x4)
Cut-pile carpeting	Rear cargo cover and rear convenience net	Dual illuminated visor vanity mirrors	Fold-down rear-seat center armrest
Locking glove box	(See PACKAGES for full content)	Rear cargo cover	Leather-wrapped steering wheel
Center armrest with dual-level storage		Rear convenience net	Leather-wrapped automatic shift lever
Coin tray		Optional SE Leather Trim Package includes:	Leather-wrapped transfer case shifter (4x4)
Overhead sunglasses storage		Leather seating surfaces; leather-wrapped steering wheel, automatic transmission shift knob and transfer case shift knob; simulated leather door trim and heated front seats	Simulated woodgrain trim
Cargo area storage bins		(See PACKAGES for full content)	Dual illuminated visor vanity mirrors
Cargo area tie-down hooks (4)			Rear cargo cover
			Rear convenience net
			Optional LE Luxury Package includes:
			6-way power driver's seat and 4-way front-passenger's seat
			(See PACKAGES for full content)

COMFORT AND CONVENIENCE

Tilt steering column	Optional: CFC-free air conditioning	Power windows	CFC-free air conditioning with automatic temperature control
Remote hood and fuel door releases	Optional XE Convenience Package includes:	Power door locks	Power windows
Front and rear 20-oz. cup holders	Power windows, power door locks, cruise control, remote keyless entry and vehicle security system	Cruise control	Power door locks
Front and rear 12-volt power plugs	(See PACKAGES for full content)	Remote keyless entry and vehicle security system	Cruise control
Dual overhead map lamps		Optional: CFC-free air conditioning with automatic temperature control	Remote keyless entry and vehicle security system
Rear window defroster with timer		Optional: HomeLink® universal garage door opener (Part of SE Sunroof Package)	HomeLink® universal garage door opener
Rear-seat heater vents (4x4)			

AUDIO SYSTEM

Electronically tuned AM/FM/CD 160-watt (max.) stereo audio system with digital clock, six speakers including two 1" A-pillar tweeters plus four 6.5" door-mounted full-range speakers and diversity antenna system	Fixed mast antenna	Power antenna	Power antenna
--	--------------------	---------------	---------------

INSTRUMENTATION

Analog speedometer	Includes instrumentation features in left-hand column	Optional SE Leather Trim Package includes:	Digital compass
Tachometer		Digital compass and outside temperature gauge (See PACKAGES for full content)	Outside temperature gauge
Trip odometer			
Coolant gauge			
Fuel level gauge			
Low fuel warning light			

SPECIFICATIONS

SAFETY FEATURES

- Dual airbags
- Front and rear crumple zones
- 3-point ALR/ELR seatbelt system
- 4-wheel Anti-lock Braking System (ABS)
- Energy-absorbing steering column
- Hood buckling creases
- Pipe-style steel side-door guard beams
- Child safety rear door locks

PACKAGES

XE Convenience Package (Requires air conditioning) - Power windows, power door locks, cruise control, rear cargo cover, rear convenience net, remote keyless entry and vehicle security system and roof rack

XE Sport Package (Requires XE Convenience Package) - Limited-slip rear differential (4x4), halogen fog lamps, black fender flares and rear window wind deflector

SE Sunroof Package - Power sliding glass sunroof with tilt feature and sliding sunshade, HomeLink® universal garage door opener and dual two-way sun visors

SE Off-Road Package (Requires SE Sunroof Package) - Driver-adjustable shock absorbers with comfort and sport settings (limited availability), limited-slip rear differential, black front grille and upper bumpers

SE Leather Trim Package - Leather seating surfaces; leather-wrapped steering wheel, automatic shift knob and transfer case shift knob; simulated leather door trim; heated front seats; digital compass and outside temperature gauge

LE Luxury Package - Power sliding glass sunroof with tilt feature and sliding sunshade, 6-way power driver's seat and 4-way power front-passenger's seat

DIMENSIONS

Exterior Dimensions (in.)	
Wheelbase	106.3
Overall length	178.3; 188.2 with outside tire carrier
Overall width	68.7 (XE, LE); 72.4 (SE)
Overall height	67.1 (XE, LE); 67.9 (SE)
Tread width (front/rear)	58.3/58.5 (XE, LE); 59.0/59.3 (SE)

Interior Dimensions (in.)	
Head room (front/rear)	39.5/37.5; 38.1/37.5 with sunroof
Leg room (front/rear)	41.7/31.8
Hip room (front/rear)	54.1/51.5
Shoulder room (front/rear)	56.6/56.4
Step-in height (front/rear)	17.8/18.7 (XE, LE); 18.2/19.1 (SE)

Cargo Dimensions (in.)	
Length	32.7 with rear seat up
Width	56.4
Height	35.6

Off-Road Abilities	
Min. ground clearance	7.5 in. (XE, LE); 8.3 in. (SE)
Angle of approach	30° (XE, LE); 31° (SE)
Angle of departure	28° (XE, LE); 29° (SE)

CAPACITIES

Interior volume (cu.ft.)	130.9
Cargo capacity (cu.ft.)	38.0 with rear seat up 85.0 with rear seat down
Fuel tank (gallons)	21.1
Towing capacity (lbs.)	3500 (manual transmission) 5000 (automatic transmission)
Maximum tongue weight (lbs.)	350 (manual transmission) 500 (automatic transmission)

COMMITMENT

NISSAN WARRANTY

Every Nissan offers you the protection of a 3-year/36,000-mile "bumper-to-bumper" limited warranty. And a 5-year/60,000-mile limited powertrain warranty helps make it one of the best warranties in the business.

SECURITY+PLUS

For extra peace of mind, add Nissan's own Security+Plus® Vehicle Protection Plan. Ask for it by name: it's the only extended service agreement approved by Nissan. Security+Plus - available in a variety of comprehensive coverages - is convenient, economical and provides long-term mechanical protection.

FINANCING OPTIONS

Through your dealer, Nissan Motor Acceptance Corporation (NMAC) offers a complete range of highly competitive leases. For more information, pick up a copy of the Nissan Leasing Guide at your dealer. Aside from attractive financing rates and terms, you may also receive the added convenience of a fast loan approval. In most instances, your application may be approved while you're still at the dealership.

PARTS AND SERVICE

When it comes to parts for your Nissan vehicle, be sure to select Genuine Nissan Products. Every part is made to the same exacting standards as the original by the people who built your vehicle in the first place. And they are the only parts to carry our factory-backed warranty. At your Nissan dealer, you'll also find technicians factory trained to service your Nissan, using the most up-to-date diagnostic equipment.

CUSTOMER ASSISTANCE

For the name of your nearest Nissan dealer or for specific product brochures, call 1-800-NISSAN-3 toll-free. Or call 1-800-NISSAN-1 for answers to product-related issues and solutions to your transportation needs.

YOUR CHILD'S SAFETY

Many serious and fatal injuries to children in automobile accidents can be prevented with a properly installed child restraint. In some cases - depending on the vehicle, the child restraint and its seating position - you may need a locking clip, supplemental buckle/belt or tether strap to install the child restraint correctly. This is especially true with older vehicles on the road today. Before you install a child restraint in your vehicle, please consult your Nissan owner's manual to see if your vehicle requires an additional part. You should also study your child restraint manufacturer's instructions for proper installation and the correct routing of the seatbelt. And, with a front-passenger airbag, please be aware that a rear-facing child restraints must never be used in the front-passenger seat.

All illustrations, photographs and specifications in this publication are based on the latest product information available at the time of printing. Some vehicles shown with optional equipment. See the actual vehicle for complete accuracy. Availability and delivery times for particular models or equipment may vary. Nissan Motor Corporation in U.S.A. reserves the right to make changes at any time, without prior notice, in prices, colors, materials, equipment, specifications, and models, and to discontinue models or equipment. Specifications, options and accessories may differ in Hawaii, U.S. territories and other countries. For additional information on availability, options or accessories, contact your Nissan dealer.

COLOR AND TRIM

		• standard	◦ optional
CLOUD WHITE QM1		XE	SE LE
	Beige Cloth	•	•
	Gray Cloth	•	•
	Gray Leather		◦ •
SAHARA BEIGE CR0		XE	SE LE
	Beige Cloth	•	•
	Gray Cloth	•	•
CAYENNE RED AP0		XE	SE LE
	Beige Cloth	•	•
	Gray Cloth	•	•
	Gray Leather		◦
MAHOGANY PEARL CP2		XE	SE LE
	Beige Cloth		•
	Gray Cloth		•
	Gray Leather		◦ •
COBALT GREEN PEARL DN1		XE	SE LE
	Beige Cloth	•	•
	Gray Cloth	•	•
	Gray Leather		◦
RAIN FOREST GREEN PEARL DR3		XE	SE LE
	Beige Cloth		•
	Gray Cloth		•
	Gray Leather		◦ •
MEDITERRANEAN BLUE RP3		XE	SE LE
	Gray Cloth	•	•
	Gray Leather		◦
SUPER BLACK RZ13		XE	SE LE
	Beige Cloth	•	•
	Gray Cloth	•	•
	Gray Leather		◦ •

EXTERIOR COLORS



Nissan has taken care to ensure that the color swatches presented here are the closest possible representations of actual vehicle colors. Swatches may vary slightly due to the printing process and whether viewed in daylight, fluorescent or incandescent light. Please see the actual colors at your local Nissan dealer.



*Maxima**



*Pathfinder**



*300ZX**



*Altima**



*Quest**



*240SX**



*Sentra**



Trucks



200SX™



It's time to expect more from a car.™