



FLEET GUIDE

START

HOW TO USE THIS GUIDE

The GM Envolv Fleet Guide is a digital resource packed with detailed specs and feature information on our commercial vehicle lineup.

The images to the right offer guidance to help you explore the guide. Click below for answers to frequently asked questions.

Click the ● buttons for tips on how to navigate this guide.

FREQUENTLY ASKED QUESTIONS

Menu: Opens the table of contents.

Pulsing Arrow: Click the item to engage its interactivity.

Tab: Opens a new layer of content.

View Full Details Button: Takes you to the features page for that vehicle.

Vehicle Name: Click to bring up that vehicle's dimensions and capacities to the left.

ELECTRIC OVERVIEW

CLICK VEHICLE NAME BELOW TO SEE DIMENSIONS + CAPACITIES

ELECTRIC SUV | ELECTRIC TRUCKS | ELECTRIC VANS

CHEVROLET BOLT | CHEVROLET EQUINOX EV | CHEVROLET BLAZER EV

CADILLAC LYRIQ/LYRIQ-V | CADILLAC OPTIQ/OPTIQ-V | CADILLAC VISTIQ

CADILLAC ESCALADE IQ/IQL | GMC HUMMER EV SUV

2026 CHEVROLET EQUINOX EV

Overall length: 190.5 in.
Overall width (w/ mirrors folded): 76.9 in.
Overall height: 66.1 in.
Max. seating capacity: 5
Head room (front/rear): 64.0/63.0 in.
Shoulder room (front/rear): 55.6/55.6 in.
Leg room (front/rear): 41.6 in./38.0 in.
Max. cargo volume¹: 57.2 cu. ft.
Max. trailering capacity² (when properly equipped): 1,500 lbs.

View Full Details

1 With rear seats folded. Cargo and load capacity limited by weight and distribution. 2 Maximum trailering ratings are intended for comparison purposes only. Before you buy a vehicle or use it for trailering, carefully review the Trailering section of the Owner's Manual. The trailering capacity of your specific vehicle may vary. The weight of passengers, cargo and options or accessories may reduce the amount you can trailer.

Section Head: Reveals the content/vehicles in the section.

Overview Link: Takes you to the dimensions and capacities page for all vehicles in the section.

Vehicle Name: Takes you to the features page for that vehicle.

Look Inside: View an interior image of the vehicle. (NOTE: Click X to close the image.)

Overview Button: Takes you to the vehicle's dimensions and capacities page.

INTRODUCTION

ELECTRIC

ELECTRIC OVERVIEW

ELECTRIC SUV

Chevrolet Bolt
Chevrolet Equinox EV
Chevrolet Blazer EV
Cadillac LYRIQ/LYRIQ-V
Cadillac OPTIQ/OPTIQ-V
Cadillac VISTIQ
Cadillac ESCALADE IQ/IQL
GMC HUMMER EV SUV

ELECTRIC TRUCKS

GMC Sierra EV
GMC HUMMER EV Pickup

ELECTRIC VANS

Chevrolet BrightDrop 400/600

CARS

SUV

TRUCKS

VANS

SPECIALTY VEHICLES

RESOURCES

2026 CHEVROLET EQUINOX EV

Look Inside!

HIGHLIGHTS

HOTSPOT³
Capable

STANDARD 17.7-INCH
Diagonal Color Touch-Screen

360° view

ELECTRIC OVERVIEW

STANDARD FEATURES

PERFORMANCE

4-wheel antilock disc brakes with regenerative Duralife™ brake rotors
800-volt DC fast charging for public charging rates up to 150 kW¹
Level 2 (AC) charge rates up to 11.5 kW¹
Dual Level Charge Cord, 120- and 240-volt capability²
Electric one-motor, front-wheel drive (FWD)
Electronic Precision Shift

PRODUCTIVITY + DRIVE EXPERIENCE

In-Vehicle Wi-Fi³ Hotspot³ capable
6-speaker audio system
11-inch diagonal Driver Information Center
12-volt power outlets (2)
17.7-inch diagonal advanced color LCD display with Google built-in⁴ compatibility
60/40 split-folding rear bench seats
Carpeted floor mats, front and rear
Floor console with armrest

KEY AVAILABLE FEATURES

Optional features and packages vary by trim level. See Owner's Guide for details.

Remote Start
SiriusXM⁵ with 360L⁶
Tilt/telescoping steering column
USB ports⁷ (4)
8-way power driver seat with power lumbar
Ambient interior lighting, multicolor
Auto-dimming inside rearview mirror
Auto-heated, wrapped steering wheel
AutoSense hands-free power programmable liftgate with presence detection and trailering wiring provisions
Bidirectional 3-kW power capable and 19.2-kW charging capability⁸, includes AC charging 19.2-kW capable⁸ and Vehicle to Load
Dual Motor AWD

Dual-panel power-sliding panoramic sunroof with power sunshade
Dual-zone automatic climate control
Enhanced Automatic Parking Assist⁹
HD Surround Vision¹⁰
Head-Up Display¹¹
Heated and ventilated front seats
Heated rear outboard seating positions
Heated wiper park
Hitch Guidance¹² with Hitch View¹³
Rear Camera Mirror¹⁴ with washer
Rear Pedestrian Alert¹⁵
Super Cruise¹⁶ hands-free driver assistance technology
Traffic Sign Recognition¹⁷
Universal Home Remote
Wireless device charging¹⁸

1. Premium paint, additional charge. 2. On a full charge based on development testing and/or analytical projections consistent with SAE J2464 revision 2017 - MCT. Range subject to change prior to production. Actual range may vary based on several factors, including ambient temperature, terrain, battery age and condition, loading, and how you use and maintain your vehicle. EPA estimates not yet available. 3. Service wires with conditions and location. Requires active service plan. See owner's guide for details and limitations. Vehicle must be in an approved location for Wi-Fi Up function. 4. Ability to driver assistance features are no substitute for the driver's responsibility to operate the vehicle in a safe manner. Read the vehicle Owner's Manual for important safety and driver assistance feature limitations and information. 5. Services subject to user terms and limitations. Certain services require working electrical system, cell reception and GPS signal. OnStar links to emergency services. See https://www.gm.com/en/owner/2026/equinox for details. 6. Requires valid DC Fast Charge. Actual charge times will vary based on battery starting state of charge, battery condition, output of charger, vehicle settings and outside temperature. See Owner's Manual for additional limitations. 7. Actual charge times will vary based on battery starting state of charge, battery condition, output of charger, vehicle settings and battery temperature. See the Owner's Manual for your vehicle and charger for additional details and limitations. 8. Google built-in services are subject to limitations and availability may vary by vehicle, network, system, and location. Service plan required. Certain Google services and functionality may require account linking. User terms and privacy statements apply. Google, Android, and Google Play are trademarks of Google LLC. TD Map coverage available in the U.S. 9. Requires 200+ lbs. and 200+ lbs. of weight. See owner's manual for details and limitations. 10. Does not detect people or items. Always check rear lane before exiting vehicle. 11. All SiriusXM services require a subscription. Service subject to the SiriusXM Customer Agreement and Privacy Policy, visit www.siriusxm.com for complete terms and conditions. 12. Requires valid DC Fast Charge. Actual charge times will vary based on battery starting state of charge, battery condition, output of charger, vehicle settings and battery temperature. See the Owner's Manual for your vehicle and charger for additional details and limitations. 13. Requires valid DC Fast Charge. Actual charge times will vary based on battery starting state of charge, battery condition, output of charger, vehicle settings and battery temperature. See the Owner's Manual for your vehicle and charger for additional details and limitations. 14. Requires valid DC Fast Charge. Actual charge times will vary based on battery starting state of charge, battery condition, output of charger, vehicle settings and battery temperature. See the Owner's Manual for your vehicle and charger for additional details and limitations. 15. Requires valid DC Fast Charge. Actual charge times will vary based on battery starting state of charge, battery condition, output of charger, vehicle settings and battery temperature. See the Owner's Manual for your vehicle and charger for additional details and limitations. 16. Super Cruise is a hands-free driver assistance technology. It is not a substitute for the driver's responsibility to operate the vehicle in a safe manner. Read the vehicle Owner's Manual for important safety and driver assistance feature limitations and information. 17. Requires valid DC Fast Charge. Actual charge times will vary based on battery starting state of charge, battery condition, output of charger, vehicle settings and battery temperature. See the Owner's Manual for your vehicle and charger for additional details and limitations. 18. Requires valid DC Fast Charge. Actual charge times will vary based on battery starting state of charge, battery condition, output of charger, vehicle settings and battery temperature. See the Owner's Manual for your vehicle and charger for additional details and limitations.

FAQ

QUESTION	ANSWER
Can I download the GM Envolve Fleet Guide or individual pages?	You can create a PDF of the GM Envolve Fleet Guide by clicking the download button in the lower-right corner of the screen. To save a specific page, first download the entire guide, then use Adobe Acrobat to extract the pages you need. Keep in mind that downloading the guide disables interactive features.
How often is the GM Envolve Fleet Guide updated?	The GM Envolve Fleet Guide is updated monthly, so check back regularly for the latest information.
What's the best way to view the GM Envolve Fleet Guide?	For the best experience with the GM Envolve Fleet Guide, use Google Chrome on a desktop or tablet and clear your browser's cache monthly to access the latest information.
Can I view the GM Envolve Fleet Guide on a mobile device?	The GM Envolve Fleet Guide is accessible on mobile, but, for optimal viewing, we recommend using a desktop or tablet.
Who can I contact if I have questions or issues with the GM Envolve Fleet Guide?	Submit your questions or issues about the GM Envolve Fleet Guide at gmenvolve.com/contact .



envolve

OUTSMART CHANGE WITH GM ENVOLVE

GM Envolve is working to solve business issues with leading-edge technologies to help create a new era of efficiency. We offer a suite of reliable products and advanced technologies that can help boost your fleet's productivity.

Powered by GM's electric, fuel cell and software platforms, along with consultative support and complete fleet services, GM Envolve helps you stay ahead of change. It combines powerful brands, such as OnStar®, Chevrolet, Cadillac, GMC and Buick, providing comprehensive support to propel your business into the future.



Whether you're a small business, a worldwide corporation or even a local government entity/agency, we can help you find what your business needs.

MAKING IT EASY TO EV

Whether you're thinking about adding electric vehicles or already have them in your fleet, GM Envolv can bring clarity to any challenges you may face. Get as much support as you need – at any point along the way.

[VIEW EV CHARGERS](#)



envolve

GM Envolv is with you at every step.

2025 Equinox EV 3LT and Chevrolet Equinox ACTIV shown.

Tailored Fleet Planning

Get help defining what an EV program looks like within your organization, establishing the right support to help you present to management and plan the transition properly – all backed by data.

Streamlined Charging Solutions

Decide where and how your vehicles will charge with the help of a knowledgeable project manager, and take advantage of software that makes reimbursing your drivers for charging as simple as it is with gas.

Flexible Financing & Maintenance

Bundle EV products, services and maintenance – including chargers and financed vehicle cost – into one deal, or purchase only what you need.

Personalized Training & Support

Train your drivers ahead of delivery so they're ready to get behind the wheel of their new EV. Plus, offer them the confidence of 24-hour call center support for any immediate needs.

EV CHARGERS

Get Expert Installation

Choose your charging solution and leave the installation to us. We work with industry experts that can determine the best plan of action for getting your infrastructure in place and execute the installation process.

X

LEVEL 1 / LEVEL 2

Dual Level Charge Cord Set¹

Portable cord with two interchangeable grid plugs for Level 1 and Level 2 charging.



- Expands Level 2 charging capabilities to anywhere there is a 240-volt outlet (up to 7.7 kW/32 amps²)
- Compatible with all electric vehicles with an SAE J1772 vehicle connector
- Eliminates the need to buy separate charging units for at home and on the go
- Outdoor-rated, 25-ft. cord is easy to connect and convenient to store

CHARGING LOCATION



HOME

SHOP NOW

LEVEL 2

GM PowerUp Charger

Efficient Level 2 hardwired charging.



- Up to 11.5-kW/48-amp output when hardwired²
- Must be installed by a professional
- Allows for indoor or outdoor mounting
- Includes a convenient, 25-ft. charging cord that is easy to connect and convenient to store

CHARGING LOCATION



HOME



WORK/DEPOT

SHOP NOW

LEVEL 2

GM Energy PowerShift Charger

Efficient Level 2 hardwired charging.



- Up to 19.2-kW/80-amp output²
- Must be installed by a professional
- Allows for indoor or outdoor mounting
- Includes a convenient, 25-ft. charging cord that is easy to connect and convenient to store

CHARGING LOCATION



HOME



WORK/DEPOT

SHOP NOW

DC FAST CHARGING

NACS DC Adapter

Expands access to certain DC fast charging stations that may require a NACS adapter.



- Gain access to more than 20,000 Tesla Superchargers across the U.S.
- Designed for compatibility with EVs that feature a CCS1 inlet and DC Fast Charge capability
- Easily plugs into any NACS DC Fast Charger (not compatible with Level 2 charging)
- Portable and easy to store in your vehicle's glove box or center console

CHARGING LOCATION



PUBLIC

SHOP NOW

¹ May require a new outlet, sold separately, and professional installation. Actual charge times will vary based on battery condition, output of charger, vehicle settings and battery temperature. See the Owner's Manuals for your vehicle and charger for additional details and limitations. ² Level 2 charging requires professional installation. Add to a NEMA 14-50 Plug when plugged into a 240-volt wall outlet. Actual rates will vary based on battery condition, output of charger, vehicle settings, and outside temperature. See vehicle Owner's Manual for additional limitations.



envolve

ALL-ELECTRIC INNOVATION TO DRIVE YOUR BUSINESS

Chevrolet BrightDrop

Chevrolet BrightDrop vans revolutionize the cargo van segment with an all-electric design that blends sustainability, efficiency and advanced technology to help you streamline your operations and reduce your environmental impact.

Ideal for fleet managers and businesses, BrightDrop vans can handle various available payload options while emitting zero tailpipe emissions and improving efficiency with telematics powered by OnStar® as well as safety and driver assistance.

 Click the topics below to learn more.



Learn more about Chevrolet BrightDrop and take the first step toward transforming your operations.



envolve

ALL-ELECTRIC INNOVATION TO DRIVE YOUR BUSINESS

Chevrolet BrightDrop

Chevrolet BrightDrop vans revolutionize the cargo van segment with an all-electric design that blends sustainability, efficiency and advanced technology to help you streamline your operations and reduce your environmental impact.

Ideal for fleet managers and businesses, BrightDrop vans can handle various available payload options while emitting zero tailpipe emissions and improving efficiency with telematics powered by OnStar® as well as safety and driver assistance.

 Click the topics below to learn more.

Fast Charging, Exceptional Range

With a GM-estimated range of up to 296 miles¹ on a full charge and fast charging capabilities of up to 180 miles² of range per hour with DC fast charging, BrightDrop helps keep your fleet moving.

¹ Requires 600 AWD with optional Max Range battery pack. On a full charge based on development testing and/or analytical projection consistent with SAE J1634 revision 2017 – MCT. Range subject to change prior to production. Actual range may vary based on several factors, including ambient temperature, terrain, battery age and condition, loading, and how you use and maintain your vehicle. EPA estimates not yet available. ² Requires public DC Fast Charger. Actual charge times will vary based on battery starting state of charge, battery condition, output of charger, vehicle settings and outside temperature. See the vehicle Owner's Manual for additional limitations.



Learn more about Chevrolet BrightDrop and take the first step toward transforming your operations.



envolve

ALL-ELECTRIC INNOVATION TO DRIVE YOUR BUSINESS

Chevrolet BrightDrop

Chevrolet BrightDrop vans revolutionize the cargo van segment with an all-electric design that blends sustainability, efficiency and advanced technology to help you streamline your operations and reduce your environmental impact.

Ideal for fleet managers and businesses, BrightDrop vans can handle various available payload options while emitting zero tailpipe emissions and improving efficiency with telematics powered by OnStar® as well as safety and driver assistance.

 Click the topics below to learn more.

Zero Tailpipe Emissions

The BrightDrop's all-electric powertrain helps your business contribute to a greener future with zero tailpipe emissions.



Learn more about Chevrolet BrightDrop and take the first step toward transforming your operations.



envolve

ALL-ELECTRIC INNOVATION TO DRIVE YOUR BUSINESS

Chevrolet BrightDrop

Chevrolet BrightDrop vans revolutionize the cargo van segment with an all-electric design that blends sustainability, efficiency and advanced technology to help you streamline your operations and reduce your environmental impact.

Ideal for fleet managers and businesses, BrightDrop vans can handle various available payload options while emitting zero tailpipe emissions and improving efficiency with telematics powered by OnStar® as well as safety and driver assistance.

 Click the topics below to learn more.

Spacious and Adaptable Cargo Space

Maximize your load with up to 614.7 cubic feet¹ of cargo volume and a maximum payload of 3,350 lbs.² with BrightDrop 600.

1 Cargo and load capacity limited by weight and distribution. 2 Requires FWD model. These maximum payload ratings are intended for comparison purposes only. Before you buy a vehicle or use it to haul people or cargo, carefully review the Vehicle Loading section of the Owner's Manual and check the carrying capacity of your specific vehicle on the label on the inside of the driver's door jamb.



Learn more about Chevrolet BrightDrop and take the first step toward transforming your operations.



envolve

ALL-ELECTRIC INNOVATION TO DRIVE YOUR BUSINESS

Chevrolet BrightDrop

Chevrolet BrightDrop vans revolutionize the cargo van segment with an all-electric design that blends sustainability, efficiency and advanced technology to help you streamline your operations and reduce your environmental impact.

Ideal for fleet managers and businesses, BrightDrop vans can handle various available payload options while emitting zero tailpipe emissions and improving efficiency with telematics powered by OnStar® as well as safety and driver assistance.

 Click the topics below to learn more.

Driver-Centric Design

Ergonomic features like a low step-in height, spacious cabin and elevated seat position help make every delivery easier. Plus, the available Power Door Package automatically opens and closes key access points in Delivery Mode to help shave seconds off every stop.



Learn more about Chevrolet BrightDrop and take the first step toward transforming your operations.



envolve

ALL-ELECTRIC INNOVATION TO DRIVE YOUR BUSINESS

Chevrolet BrightDrop

Chevrolet BrightDrop vans revolutionize the cargo van segment with an all-electric design that blends sustainability, efficiency and advanced technology to help you streamline your operations and reduce your environmental impact.

Ideal for fleet managers and businesses, BrightDrop vans can handle various available payload options while emitting zero tailpipe emissions and improving efficiency with telematics powered by OnStar® as well as safety and driver assistance.

 Click the topics below to learn more.

Safety and Driver Assistance

Protect your drivers and cargo with a suite of standard safety and driver assistance features including Adaptive Cruise Control¹, Enhanced Automatic Emergency Braking¹, Lane Keep Assist with Lane Departure Warning¹, HD Surround Vision¹ and Rear Cross Traffic Braking¹ to help instill driver confidence.

¹ Safety or driver assistance features are no substitute for the driver's responsibility to operate the vehicle in a safe manner. Read the vehicle Owner's Manual for important safety and driver assistance feature limitations and information.



Learn more about Chevrolet BrightDrop and take the first step toward transforming your operations.



envolve

ALL-ELECTRIC INNOVATION TO DRIVE YOUR BUSINESS

Chevrolet BrightDrop

Chevrolet BrightDrop vans revolutionize the cargo van segment with an all-electric design that blends sustainability, efficiency and advanced technology to help you streamline your operations and reduce your environmental impact.

Ideal for fleet managers and businesses, BrightDrop vans can handle various available payload options while emitting zero tailpipe emissions and improving efficiency with telematics powered by OnStar® as well as safety and driver assistance.

 Click the topics below to learn more.

Offboard Power Capability

Available 7.2 kW of offboard power means BrightDrop can power equipment wherever your drivers may need it.



Learn more about Chevrolet BrightDrop and take the first step toward transforming your operations.



envolve

ONSTAR NOW COMES STANDARD

OnStar® Fleet Basics¹ simplifies fleet management with built-in telematics, diagnostics and security features. It's standard with most 2025 or newer vehicles from GM Envolv, and there's no installation needed. Activate your account to access your included features to help make your fleet smarter and safer.

EXPLORE KEY FEATURES



OnStar One Fleet

OnStar One Fleet² includes telematics, security and Wi-Fi³ connectivity features that can enhance your OnStar Fleet Basics¹ services – with no added installation cost or downtime. It's available as a regular production option (RPO) when ordering new vehicles.

Add On Efficiency

Level up your OnStar One Fleet² and enhance your fleet operations with these extra services.

[Click the add-ons below to learn more.](#)

¹ Services subject to user terms and limitations. Certain services require working electrical system, cell reception, and GPS signal. OnStar links to emergency services. See <https://www.gmenvolve.com/software/onstar> for details. ² Services subject to user terms and limitations. Certain services require working electrical system, cell reception, and GPS signal. OnStar links to emergency services. See <https://www.gmenvolve.com/software/onstar> for details. Availability subject to change. ³ Service varies with conditions and location. Requires active service plan. See onstar.com for details and limitations. Vehicle must be on or in the accessory position for Wi-Fi to function.

ONSTAR NOW COMES STANDARD

OnStar® Fleet Basics¹ simplifies fleet management with built-in telematics, diagnostics and security features. It's standard with most 2025 or newer vehicles from GM Envolv, and there's no installation needed. Activate your account to access your included features to help make your fleet smarter and safer.

EXPLORE KEY FEATURES

Automatic Crash Response¹

In the event of a crash, our built-in sensors automatically alert an OnStar Emergency Certified Advisor² who can send for help – even if the driver can't.

¹ OnStar® plan, working electrical system, cell reception and GPS signal required. OnStar links to emergency services. Not all vehicles may transmit all crash data. See <https://www.gmenvolve.com/software/onstar> for details and limitations. ² "Triple Ace" certified (Emergency, Medical, Fire and Police Dispatching) by the International Academies of Emergency Dispatch.



OnStar One Fleet

OnStar One Fleet² includes telematics, security and Wi-Fi^{®3} connectivity features that can enhance your OnStar Fleet Basics¹ services – with no added installation cost or downtime. It's available as a regular production option (RPO) when ordering new vehicles.

Add On Efficiency

Level up your OnStar One Fleet² and enhance your fleet operations with these extra services.

[Click the add-ons below to learn more.](#)

OnStar DualCam¹

Equipping your fleet with this in-vehicle dashcam can help you mitigate financial liability, coach your drivers and connect seamlessly with OnStar Vehicle Insights^{®2}.

¹ Requires aftermarket camera hardware purchase and eligible active service plan. Availability and accessibility of data may depend on factors such as camera angle, view obstruction, power supply, device failure, cellular connectivity, transmission limitations. Does not include emergency or security services. May provide in-cab audible safety alerts, if enabled. Not all issues will deliver alerts. ² Terms apply. Available on select properly equipped 2015 model year and newer GM vehicles (excludes Volt, Low Cab Forward trucks and GM vehicles built without OnStar hardware, which includes, but is not limited to, select base Chevrolet and GMC trucks). Requires an active connected vehicle services plan. Fees, services and availability subject to change without notice. Applicable taxes not included. Does not include emergency or security services. Diagnostic capabilities vary by vehicle model. Not all issues will deliver alerts. See <https://www.gmenvolve.com/software/onstar> for details and limitations.

¹ Services subject to user terms and limitations. Certain services require working electrical system, cell reception, and GPS signal. OnStar links to emergency services. See <https://www.gmenvolve.com/software/onstar> for details. ² Services subject to user terms and limitations. Certain services require working electrical system, cell reception, and GPS signal. OnStar links to emergency services. See <https://www.gmenvolve.com/software/onstar> for details. Availability subject to change. ³ Service varies with conditions and location. Requires active service plan. See onstar.com for details and limitations. Vehicle must be on or in the accessory position for Wi-Fi to function.



ONSTAR NOW COMES STANDARD

OnStar® Fleet Basics¹ simplifies fleet management with built-in telematics, diagnostics and security features. It's standard with most 2025 or newer vehicles from GM Envolve, and there's no installation needed. Activate your account to access your included features to help make your fleet smarter and safer.

EXPLORE KEY FEATURES

In-Vehicle Voice Commands & Navigation¹

Google built-in² provides access to important driver apps, including Google Assistant, Google Maps and Google Play. You can also pair non-Google technology with your in-vehicle Bluetooth^{®3} system, allowing similar hands-free access with other voice control digital assistants.

1 Requires paid plan and properly equipped vehicle. Mobile app functionality is available on select devices and requires data connection. Map coverage available in the U.S., Puerto Rico and Canada. See onstar.com for details and information. 2 Google built-in services are subject to limitations and availability may vary by vehicle, infotainment system and location. Select service plan required. Certain Google actions and functionality may require account linking. User terms and privacy statements apply. Google, Android Auto, Google Play, and Google Maps are trademarks of Google LLC. 3 The Bluetooth[®] word mark and logos are owned by the Bluetooth SIG, Inc., and any use of such marks by General Motors is under license. Other trademarks and trade names are those of their respective owners. Go to chevrolet.com to find out which phones are compatible with the vehicle. Full Bluetooth feature functionality varies by device, model and software version.



OnStar One Fleet

OnStar One Fleet² includes telematics, security and Wi-Fi^{®3} connectivity features that can enhance your OnStar Fleet Basics¹ services – with no added installation cost or downtime. It's available as a regular production option (RPO) when ordering new vehicles.

Add On Efficiency

Level up your OnStar One Fleet² and enhance your fleet operations with these extra services.

[Click the add-ons below to learn more.](#)

OnStar Fleet Adapter¹

Subscribe to OnStar One Fleet² and add on the OnStar Fleet Adapter¹ to connect non-GM and older GM model vehicles into the OnStar ecosystem, increasing efficiency and simplifying fleet diagnostics.

1 U.S. and Canada only. Available for use only in properly equipped model year 1997 or newer vehicles. Use of the Fleet Adapters requires an active OnStar Vehicle Insights subscription. Working OBD-II port, electrical system, cell reception and GPS signal required. Customer installation required. Terms apply. See product instructions and additional technical requirements provided with your Fleet Adapter, or visit gmenvolve.com for additional details, limitations and installation instructions. 2 Services subject to user terms and limitations. Certain services require working electrical system, cell reception, and GPS signal. OnStar links to emergency services. See <https://www.gmenvolve.com/software/onstar> for details. Availability subject to change.

1 Services subject to user terms and limitations. Certain services require working electrical system, cell reception, and GPS signal. OnStar links to emergency services. See <https://www.gmenvolve.com/software/onstar> for details. 2 Services subject to user terms and limitations. Certain services require working electrical system, cell reception, and GPS signal. OnStar links to emergency services. See <https://www.gmenvolve.com/software/onstar> for details. Availability subject to change. 3 Service varies with conditions and location. Requires active service plan. See onstar.com for details and limitations. Vehicle must be on or in the accessory position for Wi-Fi to function.



ONSTAR NOW COMES STANDARD

OnStar® Fleet Basics¹ simplifies fleet management with built-in telematics, diagnostics and security features. It's standard with most 2025 or newer vehicles from GM Envolv, and there's no installation needed. Activate your account to access your included features to help make your fleet smarter and safer.

EXPLORE KEY FEATURES

Automatic Crash Response

In-Vehicle Voice Commands & Navigation

EV Charge Reimbursement

Remote Commands

Select Vehicle Health Data

EV Charge Reimbursement

Access charging reimbursement reports through the OnStar Vehicle Insights® Mobile App¹. This makes it easy to reimburse your drivers for all home and public charging expenses.

¹ Available on select Apple and Android devices. Service availability, features and functionality vary by vehicle, device and the services selected. Terms apply. Device data connection required. See <https://www.gmenvolve.com/software/onstar> for details and limitations.



OnStar One Fleet

OnStar One Fleet² includes telematics, security and Wi-Fi^{®3} connectivity features that can enhance your OnStar Fleet Basics¹ services – with no added installation cost or downtime. It's available as a regular production option (RPO) when ordering new vehicles.

EXPLORE ONSTAR ONE FLEET

Add On Efficiency

Level up your OnStar One Fleet² and enhance your fleet operations with these extra services.

Click the add-ons below to learn more.



OnStar
DualCam



OnStar Fleet
Adapter



Super
Cruise[®]

Super Cruise^{®1}

Super Cruise^{®1} is the first true hands-free driver assistance technology for compatible roads. And it's now available on more vehicles from GM Envolv than ever.

¹ Always pay attention while driving and when using Super Cruise. Do not use a hand-held device. Requires active Super Cruise plan or trial. Terms apply. Visit chevrolet.com/super-cruise for compatible roads and full details.

¹ Services subject to user terms and limitations. Certain services require working electrical system, cell reception, and GPS signal. OnStar links to emergency services. See <https://www.gmenvolve.com/software/onstar> for details. ² Services subject to user terms and limitations. Certain services require working electrical system, cell reception, and GPS signal. OnStar links to emergency services. See <https://www.gmenvolve.com/software/onstar> for details. Availability subject to change. ³ Service varies with conditions and location. Requires active service plan. See onstar.com for details and limitations. Vehicle must be on or in the accessory position for Wi-Fi to function.



ONSTAR NOW COMES STANDARD

OnStar® Fleet Basics¹ simplifies fleet management with built-in telematics, diagnostics and security features. It's standard with most 2025 or newer vehicles from GM Envolv, and there's no installation needed. Activate your account to access your included features to help make your fleet smarter and safer.

EXPLORE KEY FEATURES

Automatic Crash Response

In-Vehicle Voice Commands & Navigation

EV Charge Reimbursement


Remote Commands

Select Vehicle Health Data

Remote Commands¹

Manage your vehicles from the OnStar Vehicle Insights® Mobile App². Remotely start and stop the engine, control the locks, and activate the horn and lights. Lock all your vehicles for peace of mind at night or unlock a vehicle and start it when a driver is on location and has lost their keys.

1 Available on select Apple and Android devices. Service availability, features and functionality vary by vehicle, device and the plan you are enrolled in. Terms apply. Device data connection required. See <https://www.gmenvolve.com/software/onstar> for details and limitations. 2 Available on select Apple and Android devices. Service availability, features and functionality vary by vehicle, device and the services selected. Terms apply. Device data connection required. See <https://www.gmenvolve.com/software/onstar> for details and limitations.



OnStar One Fleet

OnStar One Fleet² includes telematics, security and Wi-Fi^{®3} connectivity features that can enhance your OnStar Fleet Basics¹ services – with no added installation cost or downtime. It's available as a regular production option (RPO) when ordering new vehicles.

EXPLORE ONSTAR ONE FLEET

Add On Efficiency

Level up your OnStar One Fleet² and enhance your fleet operations with these extra services.

Click the add-ons below to learn more.



OnStar DualCam



OnStar Fleet Adapter



Super Cruise®

Super Cruise^{®1}

Super Cruise^{®1} is the first true hands-free driver assistance technology for compatible roads. And it's now available on more vehicles from GM Envolv than ever.

1 Always pay attention while driving and when using Super Cruise. Do not use a hand-held device. Requires active Super Cruise plan or trial. Terms apply. Visit chevrolet.com/super-cruise for compatible roads and full details.

1 Services subject to user terms and limitations. Certain services require working electrical system, cell reception, and GPS signal. OnStar links to emergency services. See <https://www.gmenvolve.com/software/onstar> for details. 2 Services subject to user terms and limitations. Certain services require working electrical system, cell reception, and GPS signal. OnStar links to emergency services. See <https://www.gmenvolve.com/software/onstar> for details. Availability subject to change. 3 Service varies with conditions and location. Requires active service plan. See onstar.com for details and limitations. Vehicle must be on or in the accessory position for Wi-Fi to function.



ONSTAR NOW COMES STANDARD

OnStar® Fleet Basics¹ simplifies fleet management with built-in telematics, diagnostics and security features. It's standard with most 2025 or newer vehicles from GM Envolv, and there's no installation needed. Activate your account to access your included features to help make your fleet smarter and safer.

EXPLORE KEY FEATURES

Automatic Crash Response

In-Vehicle Voice Commands & Navigation

EV Charge Reimbursement

Remote Commands

Select Vehicle Health Data

Select Vehicle Health Data

Keep track of your fleet vehicles' diagnostic data with alerts for tire pressure, oil life, fuel level and more. Also monitor the status of their airbags, emissions systems and even EV battery levels.



OnStar One Fleet

OnStar One Fleet² includes telematics, security and Wi-Fi³ connectivity features that can enhance your OnStar Fleet Basics¹ services – with no added installation cost or downtime. It's available as a regular production option (RPO) when ordering new vehicles.

EXPLORE ONSTAR ONE FLEET

Add On Efficiency

Level up your OnStar One Fleet² and enhance your fleet operations with these extra services.

Click the add-ons below to learn more.



OnStar
DualCam



OnStar Fleet
Adapter



Super
Cruise®

Super Cruise^{®1}

Super Cruise^{®1} is the first true hands-free driver assistance technology for compatible roads. And it's now available on more vehicles from GM Envolv than ever.

1 Always pay attention while driving and when using Super Cruise. Do not use a hand-held device. Requires active Super Cruise plan or trial. Terms apply. Visit chevrolet.com/super-cruise for compatible roads and full details.

1 Services subject to user terms and limitations. Certain services require working electrical system, cell reception, and GPS signal. OnStar links to emergency services. See <https://www.gmenvolve.com/software/onstar> for details. 2 Services subject to user terms and limitations. Certain services require working electrical system, cell reception, and GPS signal. OnStar links to emergency services. See <https://www.gmenvolve.com/software/onstar> for details. Availability subject to change. 3 Service varies with conditions and location. Requires active service plan. See onstar.com for details and limitations. Vehicle must be on or in the accessory position for Wi-Fi to function.



TOUGH JOB TO DO?

Accessories can work hard for your fleet with tailored solutions for the workday. Explore a wide range of Truck Bed Covers, Floor Protection, Assist Steps and Cargo Management Accessories that can help get the job done.



2024 Chevrolet Silverado EV WT shown. Non-accessory items shown not included.



Designed, Engineered, Tested and Backed

To help ensure you're getting the quality you deserve, our accessories have been put through a lineup of demanding tests. And if accessories are installed before vehicle delivery, they are covered under the applicable portion of the New Vehicle Limited Warranty¹. An additional offering of Associated Accessories is also available from renowned manufacturers like LUND®, Thule®, UWS®, CURT™ and others – each with their own individual warranty coverage.

- Equip your vehicles specifically for your vocation
- Enhance capability and performance
- Add protection inside and out
- Make the workday easier by organizing tools and equipment

Talk to your GM Envolv Account Executive about adding Accessories to your fleet.



¹ Associated Accessories are not tested by GM, or necessarily undergo the same third-party testing procedures as GM Accessories. GM reserves the right to make changes at any time, without notice, in prices, colors, materials, equipment, features, specifications, models, accessories and availability. Most GM Parts and Accessories sold and installed on a GM vehicle by a GM Dealer or a GM-approved Accessory Distributor/ Installer (ADI) before delivery to the customer are covered under the applicable limited warranty. If GM Accessories are installed after vehicle delivery, or are replaced under the New Vehicle Limited Warranty, they will be covered, parts and labor, for the longer of the following: a) 12 months/12,000 miles (whichever comes first), or b) the balance of the applicable portion of the New Vehicle Limited Warranty. GM Parts sold over the counter, or those not requiring installation, will continue to receive the standard GM Dealer Parts Warranty of 12 months from the date of purchase, parts only, regardless of miles. GM warranties do not apply to Associated Accessories. See your dealer for details. Vehicles shown with accessories from an independent supplier which are not warranted by GM or its dealers. GM is not responsible for the safety or quality of independent accessories. Any warranty is provided by the accessory manufacturer. This brochure shows many vehicles that have been altered or upfitted with equipment, bodies or components supplied to the Division or its dealers by independent suppliers. Division is not responsible for the safety or quality of design features, materials or workmanship of any alterations by any such supplier. Copyright 2025, General Motors. All rights reserved. All text and images in this catalog are subject to the copyright and other intellectual property rights of GM. These materials may not be reproduced, distributed, or modified without the express written permission of GM. The marks appearing in this catalog, including, but not limited to: (i) GM and the GM logo, (ii) Chevrolet and its respective logos, emblems, vehicle and part names, and (iii) other marks of third-party suppliers, are trademarks and/or service marks of GM, its subsidiaries, affiliates, or third-party supplier licensors.

PARTS & SERVICE PROGRAMS TO MAXIMIZE UPTIME

Being a GM Envolv customer gives you access to a variety of parts and service programs that can help keep your fleet more efficient and productive, no matter how you service your vehicles. From support tools to information about limited warranties and vehicle maintenance contracts, there's help available every step of the way.

 Click the topics below to learn more.

Get Efficient With
Consolidated Billing



Gain Access to
Our Specialized
Dealer Network



Find Quality Parts
You Can Count On



Save With the
ACDelco National
Fleet Parts Program



Join my GM
Partner Perks for
Extra Benefits



envolve

PARTS & SERVICE PROGRAMS TO MAXIMIZE UPTIME

Being a GM Envolv customer gives you access to a variety of parts and service programs that can help keep your fleet more efficient and productive, no matter how you service your vehicles. From support tools to information about limited warranties and vehicle maintenance contracts, there's help available every step of the way.



Click the topics below to learn more.



envolve



2024 Chevrolet Silverado EV Work Truck shown.

ELECTRIC



envolve

CLICK VEHICLE NAME BELOW TO SEE DIMENSIONS + CAPACITIES



Preproduction 2027 Chevrolet Bolt RS shown. Actual production model will vary.
Available Spring 2026 for fleet ordering.

2027 CHEVROLET BOLT

View Full Details

Overall length	169.5 in.
Overall width (w/o mirrors)	69.7 in.
Overall height	63.8 in.
Max. seating capacity	5
Head room (front/rear)	40.0 in./37.8 in.
Shoulder room (front/rear)	54.6 in./51.9 in.
Leg room (front/rear)	44.2 in./39.1 in.
Max. cargo volume ¹	56.3 cu. ft.

¹ With rear seats folded. Cargo and load capacity limited by weight and distribution.



CLICK VEHICLE NAME BELOW TO SEE DIMENSIONS + CAPACITIES



2026 Chevrolet Equinox EV RS shown.

2026 CHEVROLET EQUINOX EV

View Full Details

Overall length	190.5 in.
Overall width (w/ mirrors folded)	76.9 in.
Overall height	64.8 in.
Max. seating capacity	5
Head room (front/rear)	39.1 in./38.4 in.
Shoulder room (front/rear)	58.6 in./55.4 in.
Leg room (front/rear)	41.6 in./38.0 in.
Max. cargo volume ¹	57.2 cu. ft.
Max. trailering capacity ² (when properly equipped)	1,500 lbs.

1 With rear seats folded. Cargo and load capacity limited by weight and distribution. 2 Maximum trailering ratings are intended for comparison purposes only. Before you buy a vehicle or use it for trailering, carefully review the Trailering section of the Owner's Manual. The trailering capacity of your specific vehicle may vary. The weight of passengers, cargo and options or accessories may reduce the amount you can trailer.

CLICK VEHICLE NAME BELOW TO SEE DIMENSIONS + CAPACITIES



2026 Chevrolet Blazer EV RS shown.

2026 CHEVROLET BLAZER EV

View Full Details

Overall length	192.2 in.
Overall width (w/o mirrors)	78.0 in.
Overall height	65.0 in. (LT/RS) 64.7 in. (SS)
Max. seating capacity	5
Head room (front/rear)	40.8 in./38.1 in.
Shoulder room (front/rear)	58.7 in./58.3 in.
Leg room (front/rear)	44.2 in./38.9 in.
Max. cargo volume ¹	59.1 cu. ft.
Max. trailering capacity ² (when properly equipped)	1,500 lbs.

1 With rear seat folded. Cargo and load capacity limited by weight and distribution. 2 Maximum trailering ratings are intended for comparison purposes only. Before you buy a vehicle or use it for trailering, carefully review the Trailering section of the Owner's Manual. The trailering capacity of your specific vehicle may vary. The weight of passengers, cargo and options or accessories may reduce the amount you can trailer.

CLICK VEHICLE NAME BELOW TO SEE DIMENSIONS + CAPACITIES



2026 Cadillac LYRIQ Signature Sport RWD shown.

2026 CADILLAC LYRIQ/LYRIQ-V

View Full Details

Overall length	196.7 in./197 in. (LYRIQ-V)
Overall width (w/ mirrors)	86.9 in.
Overall height	64.3 in./64.0 in. (LYRIQ-V)
Max. seating capacity	5
Head room (front/rear)	38.6 in./37.7 in.
Shoulder room (front/rear)	58.9 in./58.6 in.
Leg room (front/rear)	44.3 in./39.6 in.
Max. cargo volume ¹	60.8 cu. ft.
Max. trailering capacity ² (when properly equipped)	3,500 lbs. (AWD only)

¹ With rear seats folded. Cargo and load capacity limited by weight and distribution. ² Maximum trailering ratings are intended for comparison purposes only. Before you buy a vehicle or use it for trailering, carefully review the Trailering section of the Owner's Manual. The trailering capacity of your specific vehicle may vary. The weight of passengers, cargo and options or accessories may reduce the amount you can trailer.



CLICK VEHICLE NAME BELOW TO SEE DIMENSIONS + CAPACITIES




2026 Cadillac OPTIQ Luxury shown.

2026 CADILLAC OPTIQ/OPTIQ-V

View Full Details

Overall length	189.8 in.
Overall width (w/o mirrors)	75.3 in.
Overall height	64.7 in.
Max. seating capacity	5
Head room (front/rear)	39.6 in./38.7 in.
Shoulder room (front/rear)	57 in./56 in.
Leg room (front/rear)	41.6 in./37.8 in.
Max. cargo volume ¹	57 cu. ft.

¹ With rear seats folded. Cargo and load capacity limited by weight and distribution.



CLICK VEHICLE NAME BELOW TO SEE DIMENSIONS + CAPACITIES




2026 Cadillac VISTIQ Luxury shown.

2026 CADILLAC VISTIQ

Overall length	205.5 in.
Overall width (w/o mirrors)	79.7 in.
Overall height	71 in.
Max. seating capacity	7
Head room (1st/2nd/3rd)	40.9 in./38.9 in./39.5 in.
Shoulder room (1st/2nd/3rd)	61 in./59.6 in./54.3 in.
Leg room (1st/2nd/3rd)	43.1 in./40.1 in./30.6 in.
Max. cargo volume ¹	80.2 cu. ft.

¹ With second and third rows folded. Cargo and load capacity limited by weight and distribution.



CLICK VEHICLE NAME BELOW TO SEE DIMENSIONS + CAPACITIES



2026 Cadillac ESCALADE IQL Luxury shown.

2026 CADILLAC ESCALADE IQ/IQL

View Full Details

Overall length	224.3 in./228.5 in. (IQL)
Overall width (w/o mirrors)	82.4 in.
Overall height	76.1 in./78.4 in. (IQL)
Max. seating capacity	7
Head room (1st/2nd/3rd)	43.5 in./39.9 in./37.2 in. 43.5 in./40.6 in./38.1 in. (IQL)
Shoulder room (1st/2nd/3rd)	65.4 in./63.6 in./56.5 in. 65.4 in./63.6 in./57.3 in. (IQL)
Leg room (1st/2nd/3rd)	45.2 in./41.3 in./32.3 in. 45.2 in./41.3 in./36.7 in. (IQL)
Max. cargo volume ¹	119.1 cu. ft./125.2 cu. ft. (IQL)
Max. trailering capacity ² (when properly equipped)	8,000 lbs./7,500 lbs. (IQL)

¹ With second and third rows folded. Cargo and load capacity limited by weight and distribution. ² Maximum trailering ratings are intended for comparison purposes only. Before you buy a vehicle or use it for trailering, carefully review the Trailering section of the Owner's Manual. The trailering capacity of your specific vehicle may vary. The weight of passengers, cargo and options or accessories may reduce the amount you can trailer.

CLICK VEHICLE NAME BELOW TO SEE DIMENSIONS + CAPACITIES



2026 GMC HUMMER EV 2^x shown.

2026 GMC HUMMER EV SUV

View Full Details

Overall length	206.7 in.
Overall width (w/o mirrors)	86.5 in.
Overall height	81 in. (Normal mode w/ roof rack)
Max. seating capacity	5
Head room (front/rear)	42.4 in./38.6 in.
Shoulder room (front/rear)	63.8 in./63.9 in.
Leg room (front/rear)	45.5 in./38.9 in.
Max. cargo volume ¹	81.3 cu. ft.
Max. payload ²	1,630 lbs.
Max. trailering capacity ³	10,300 lbs.
Max. GVWR ⁴	10,500 lbs.
Max. GCWR ⁵	19,200 lbs.

1 With rear seats folded. Cargo and load capacity limited by weight and distribution. 2 These maximum payload ratings are intended for comparison purposes only. Before you buy a vehicle or use it to haul people or cargo, carefully review the Vehicle Loading section of the Owner's Manual and check the carrying capacity of your specific vehicle on the label on the inside of the driver's door jamb. 3 Based on preliminary GM testing. May require optional trailering equipment to achieve maximum capacity. Maximum trailering ratings are intended for comparison purposes only. Before you buy a vehicle or use it for trailering, carefully review the trailering section of the Owner's Manual. The trailering capacity of your specific vehicle may vary. The weight of passengers, cargo and options or accessories may reduce the amount you can trailer. 4 Maximum Gross Vehicle Weight Rating (GVWR). When properly equipped; includes weight of vehicle, passengers, cargo and equipment. 5 Maximum Gross Combined Weight Rating (GCWR). When properly equipped; includes weight of the vehicle and trailer combination, including the weight of driver, passengers, fuel, optional equipment and cargo in the vehicle and trailer.

CLICK VEHICLE NAME BELOW TO SEE DIMENSIONS + CAPACITIES



2026 Chevrolet Silverado EV 4WT shown.

2026 CHEVROLET SILVERADO EV

View Full Details

Cabs/configurations	Crew
Box length	5' 11"
Wheelbase	145.7 in.
Overall length	233.1 in.
Overall width (w/o mirrors)	83.8 in.
Overall height	78.7 in.
Max. seating capacity	5
Head room (front/rear)	43.9 in./38.7 in.
Shoulder room (front/rear)	64.9 in./63.8 in.
Leg room (front/rear)	44.8 in./44.3 in.
Max. trailering capacity ¹ (when properly equipped)	12,500 lbs.

¹ Available on model year 2025 5WT. Maximum trailering ratings are intended for comparison purposes only. Before you buy a vehicle or use it for trailering, carefully review the Trailering section of the Owner's Manual. The trailering capacity of your specific vehicle may vary. The weight of passengers, cargo and options or accessories may reduce the amount you can trailer.



CLICK VEHICLE NAME BELOW TO SEE DIMENSIONS + CAPACITIES



2026 GMC Sierra EV Elevation shown.

2026 GMC SIERRA EV

View Full Details

Cabs/configurations	Crew
Box length	5' 10"
Wheelbase	146 in.
Overall length	233.4 in.
Overall width (w/o mirrors)	83.8 in.
Overall height	78 in. (Elevation) 79.9 in. (AT4) 78.1 in. (Denali w/o Air Ride Adaptive Suspension) 78.7 in. (Denali w/ Air Ride Adaptive Suspension)
Max. seating capacity	5
Head room (front/rear)	43.8 in./38.6 in.
Shoulder room (front/rear)	63.9 in./63.2 in.
Leg room (front/rear)	44.8 in./44.3 in.
Max. trailering capacity ¹ (when properly equipped)	12,500 lbs.

¹ GM estimated. Requires Elevation or Denali with available Extended Range battery. Maximum trailering ratings are intended for comparison purposes only. Before you buy a vehicle or use it for trailering, carefully review the Trailering section of the Owner's Manual. The trailering capacity of your specific vehicle may vary. The weight of passengers, cargo and options or accessories may reduce the amount you can trailer.

CLICK VEHICLE NAME BELOW TO SEE DIMENSIONS + CAPACITIES



2026 GMC HUMMER EV 2^x shown.

2026 GMC HUMMER EV PICKUP

View Full Details

Cabs/configurations	Crew
Box length	5 ft.
Wheelbase	135.6 in.
Overall length	216.8 in.
Overall width (w/o mirrors)	86.7 in.
Overall height	81.3 in. (Normal mode w/ roof rack)
Max. seating capacity	5
Head room (front/rear)	42.4 in./38.6 in.
Shoulder room (front/rear)	63.8 in./63.9 in.
Leg room (front/rear)	45.5 in./38.9 in.
Max. trailering capacity ¹ (when properly equipped)	12,100 lbs.

¹ May require optional trailering equipment to achieve maximum capacity. Maximum trailering ratings are intended for comparison purposes only. Before you buy a vehicle or use it for trailering, carefully review the trailering section of the Owner's Manual. The trailering capacity of your specific vehicle may vary. The weight of passengers, cargo and options or accessories may reduce the amount you can trailer.

CLICK VEHICLE NAME BELOW TO SEE DIMENSIONS + CAPACITIES



2026 Chevrolet BrightDrop 400 shown.

2026 CHEVROLET BRIGHTDROP 400

View Full Details

Wheelbase	153 in.
Overall length	238.6 in.
Overall width (w/o mirrors)	89.4 in.
Overall height	109.2 in.
Cargo floor (height to ground)	27.1 in.
Internal cargo area length	117.5 in.
Internal cargo area width (wall to wall)	83.7 in.
Max. cargo capacity ¹	412.1 cu. ft.
Max. payload ²	3,710 lbs. (FWD) 3,480 lbs. (AWD)
Max. GVWR ³	11,000 lbs.

¹ Cargo and load capacity limited by weight and distribution. ² These maximum payload ratings are intended for comparison purposes only. Before you buy a vehicle or use it to haul people or cargo, carefully review the Vehicle Loading section of the Owner's Manual and check the carrying capacity of your specific vehicle on the label on the inside of the driver's door jamb. ³ Maximum Gross Vehicle Weight Rating (GVWR). When properly equipped; includes weight of vehicle, passengers, cargo and equipment.



CLICK VEHICLE NAME BELOW TO SEE DIMENSIONS + CAPACITIES



2026 Chevrolet BrightDrop 600 shown.

2026 CHEVROLET
BRIGHTDROP 600

View Full Details

Wheelbase	183 in.
Overall length	290 in.
Overall width (w/o mirrors)	86.5 in.
Overall height	108.8 in.
Cargo floor (height to ground)	26.4 in.
Internal cargo area length	168.9 in.
Internal cargo area width (wall to wall)	83.7 in.
Max. cargo capacity ¹	614.7 cu. ft.
Max. payload ²	3,350 lbs. (FWD) 3,130 lbs. (AWD)
Max. GVWR ³	11,000 lbs.

1 Cargo and load capacity limited by weight and distribution. 2 These maximum payload ratings are intended for comparison purposes only. Before you buy a vehicle or use it to haul people or cargo, carefully review the Vehicle Loading section of the Owner's Manual and check the carrying capacity of your specific vehicle on the label on the inside of the driver's door jamb. 3 Maximum Gross Vehicle Weight Rating (GVWR). When properly equipped; includes weight of vehicle, passengers, cargo and equipment.



2027 CHEVROLET BOLT

AVAILABLE MODELS

LT FWD	2LT
RS FWD	2RS

EXTERIOR COLORS

Atomic Yellow¹

Habanero Orange

Marina Blue Metallic

Mosaic Black Metallic

Relic Green Metallic

Sterling Gray Metallic

Summit White

NOTE: Exterior colors vary by trim level. See Order Guide for details.

Preproduction 2027 Chevrolet Bolt RS shown. Actual production model will vary. Available Spring 2026 for fleet ordering.

HIGHLIGHTS



GM-ESTIMATED
255 MILES
Of Range²



STANDARD
NACS
CHARGE PORT



STANDARD
11.3-INCH
Diagonal Color
Touch-Screen

KEY STANDARD FEATURES

Features based on LT FWD model with 2LT equipment group.

SAFETY + SECURITY

- Adaptive Cruise Control³
- Blind Zone Steering Assist³
- Embedded OnStar[®] hardware, includes 8 years of OnStar Fleet Basics⁴
- Enhanced Automatic Emergency Braking³
- Forward Collision Alert³
- Front Pedestrian and Bicyclist Braking³
- HD Rear Vision Camera³
- IntelliBeam³ auto high beam control
- Intersection Automatic Emergency Braking³
- Rear Cross Traffic Braking³
- Rear Park Assist³
- Reverse Automatic Braking³
- Safety Seat Alert³
- Side Bicyclist Alert³

PERFORMANCE

- Battery propulsion (210 hp/169 lb.-ft. of torque)
- NACS charge port
- DC fast charging capability for public charging rates up to 150 kW⁵
- Level 2 (AC) charge rates up to 11.5 kW⁶
- Dual Level Charge Cord, 120- and 240-volt capability⁷, swappable plugs with NACS vehicle connection
- Front-wheel drive
- StabiliTrak[®] Electronic Stability Control System
- PRODUCTIVITY + DRIVE EXPERIENCE**
- In-vehicle Wi-Fi[®] Hotspot⁸ capable
- 6-way manual front seats
- 11-inch diagonal Driver Information Center
- 11.3-inch diagonal advanced color LCD display with Google built-in⁹ compatibility
- 60/40 split-folding rear seat

- Carpeted front and rear floor mats
- Front bucket seats
- Heated, power-adjustable, manual-folding high-gloss Black outside mirrors
- Keyless Open and Start
- Rear-window electric defogger
- Remote Start
- Single-zone automatic climate control
- SiriusXM[®] with 360L¹⁰
- Tilt and telescoping steering column
- Tire inflator kit
- USB ports¹¹ (4), Type-C, 2 located on front of center console and 2 charge-only located on back of the center console

KEY AVAILABLE FEATURES

Optional features and packages vary by trim level. See Order Guide for details.

- 8-way power driver seat
- Auto-dimming inside rearview mirror

- Black roof rails
- Dual-panel, power-sliding panoramic sunroof with power sunshade
- Evotex interior
- Enhanced Automatic Parking Assist³
- HD Surround Vision³
- Heated and ventilated front seats
- Heated, wrapped steering wheel
- Interior ambient multicolor lighting
- Rainsense[™] front wipers
- Rear Camera Mirror³
- Rear center armrest
- Rear Pedestrian Alert³
- Super Cruise^{®12} hands-free driver assistance technology, includes 3 years of OnStar One¹³
- Traffic Sign Recognition^{3,14}
- Wireless device charging¹⁵

1 Premium paint; additional charge. 2 On a full charge based on development testing and/or analytical projections consistent with SAE J1634 revision 2017 – MCT. Range subject to change prior to production. Actual range may vary based on several factors, including ambient temperature, terrain, battery age and condition, loading, and how you use and maintain your vehicle. EPA estimates not yet available. 3 Safety or driver assistance features are no substitute for the driver’s responsibility to operate the vehicle in a safe manner. Read the vehicle Owner’s Manual for important safety and driver assistance feature limitations and information. 4 Services subject to user terms and limitations. Certain services require working electrical system, cell reception and GPS signal. OnStar links to emergency services. See <https://www.gmenvolve.com/software/onstar> for details. 5 Requires public DC Fast Charger. Actual charge times will vary based on battery starting state of charge, battery condition, output of charger, vehicle settings and outside temperature. See Owner’s Manual for additional limitations. 6 Actual charge times will vary based on battery starting state of charge, battery condition, output of charger, vehicle settings and outside temperature. See the vehicle Owner’s Manual for additional limitations. 7 May require a new outlet, sold separately, and professional installation. Actual charge times will vary based on battery condition, output of charger, vehicle settings and battery temperature. See the Owner’s Manuals for your vehicle and charger for additional details and limitations. 8 Service varies with conditions and location. Requires active service plan. See onstar.com for details and limitations. Vehicle must be on or in the accessory position for Wi-Fi to function. 9 Google built-in services are subject to limitations and availability may vary by vehicle, infotainment system, and location. Select service plan required. Certain Google actions and functionality may require account linking. User terms and privacy statements apply. Google, Android Auto, Google Play and Google Maps are trademarks of Google LLC. 10 All SiriusXM services require a subscription. Service subject to the SiriusXM Customer Agreement and Privacy Policy, visit www.siriusxm.com to see complete terms and how to cancel, which includes calling 1-866-635-2349. Some services, content and features are subject to device capabilities, an active data connection enabled in the vehicle and location availability. Certain features and/or content may not be available unless an active data connection is enabled in the vehicle. Content varies by SiriusXM subscription plan. All fees, content and features are subject to change. SiriusXM and related logos are trademarks of Sirius XM Radio Inc. and its respective subsidiaries. 11 Not compatible with all devices. 12 Always pay attention while driving and when using Super Cruise. Do not use a hand-held device. Requires active Super Cruise plan or trial. Terms apply. Visit chevrolet.com/super-cruise for compatible roads and full details. 13 OnStar[®] plan, working electrical system, cell reception and GPS signal required. OnStar links to emergency services. Not all vehicles may transmit all crash data. Service coverage varies with conditions and location. Service availability, features and functionality vary by device and software version. Subject to user terms. See onstar.com for details and limitations. 14 For full functionality, Traffic Sign Recognition requires an active OnStar[®] plan. 15 The system wirelessly charges one compatible mobile device. Some phones have built-in wireless charging technology and others require a special adapter/back cover. To check for phone or other device compatibility, see my.chevrolet.com/learn for details or consult your carrier.




envolve

2026 CHEVROLET EQUINOX EV

AVAILABLE MODELS

LT 1 PCY FWD or Dual Motor AWD	2LT
LT 2 PDE FWD or Dual Motor AWD	2LT
RS FWD or Dual Motor AWD	2RS

EXTERIOR COLORS



NOTE: Exterior colors vary by trim level. See Order Guide for details.

2026 Chevrolet Equinox EV RS shown.

HIGHLIGHTS



GM-ESTIMATED
319 MILES
Of Range²



IN-VEHICLE
WI-FI®
HOTSPOT³
Capable



STANDARD
17.7-INCH
Diagonal Color Touch-
Screen

KEY STANDARD FEATURES

Features based on LT 1 PCY FWD model with 2LT equipment group.

SAFETY + SECURITY

- Adaptive Cruise Control⁴
- Blind Zone Steering Assist⁴
- Buckle to Drive⁴
- Embedded OnStar® hardware, includes 8 years of OnStar Fleet Basics⁵
- Enhanced Automatic Emergency Braking⁴
- Following Distance Indicator⁴
- Forward Collision Alert⁴
- Front Pedestrian and Bicyclist Braking⁴
- Intersection Automatic Emergency Braking⁴
- HD Rear Vision Camera⁴
- IntelliBeam⁴ auto high beam control
- Lane Keep Assist with Lane Departure Warning⁴
- Rear Cross Traffic Braking⁴
- Rear Park Assist⁴
- Reverse Automatic Braking⁴
- Safety Alert Seat⁴
- Side Bicyclist Alert⁴

PERFORMANCE

- 4-wheel antilock disc brakes with regenerative Duralife™ brake rotors
- 800-volt DC fast charging for public charging rates up to 150 kW⁶
- Level 2 (AC) charge rates up to 11.5 kW⁷
- Dual Level Charge Cord, 120- and 240-volt capability⁸
- Electric one-motor, front-wheel drive (FWD)
- Electronic Precision Shift

PRODUCTIVITY + DRIVE EXPERIENCE

- In-Vehicle Wi-Fi® Hotspot³ capable
- 6-speaker audio system
- 11-inch diagonal Driver Information Center
- 12-volt power outlets (2)
- 17.7-inch diagonal advanced color LCD display with Google built-in⁹ compatibility
- 60/40 split-folding rear bench seats
- Carpeted floor mats, front and rear
- Floor console with armrest

- Heated, power-adjustable outside mirrors
- LED headlamps, taillamps and Daytime Running Lamps
- Navigation system¹⁰ through Google built-in⁹ compatibility
- Rear Seat Reminder¹¹
- Remote Start
- SiriusXM® with 360L¹²
- Tilt/telescoping steering column
- USB ports¹³ (4)

KEY AVAILABLE FEATURES

Optional features and packages vary by trim level. See Order Guide for details.

- 8-way power driver seat with power lumbar
- Ambient interior lighting, multicolor
- Auto-dimming inside rearview mirror
- Auto-heated, wrapped steering wheel
- AutoSense hands-free power programmable liftgate with presence detection and trailering wiring provisions
- Bidirectional 3-kW power capable and 19.2-kW charging capable⁷, includes AC charging 19.2-kW capable⁷ and Vehicle to Load
- Dual Motor AWD

- Dual-panel power-sliding panoramic sunroof with power sunshade
- Dual-zone automatic climate control
- Enhanced Automatic Parking Assist⁴
- HD Surround Vision⁴
- Head-Up Display⁴
- Heated and ventilated front seats
- Heated rear outboard seating positions
- Heated wiper park
- Hitch Guidance⁴ with Hitch View⁴
- Rear Camera Mirror⁴ with washer
- Rear Pedestrian Alert⁴
- Super Cruise®¹⁴ hands-free driver assistance technology
- Traffic Sign Recognition¹⁵
- Universal Home Remote
- Wireless device charging¹⁶

1 Premium paint; additional charge. 2 On a full charge based on development testing and/or analytical projections consistent with SAE J1634 revision 2017 – MCT. Range subject to change prior to production. Actual range may vary based on several factors, including ambient temperature, terrain, battery age and condition, loading, and how you use and maintain your vehicle. EPA estimates not yet available. 3 Service varies with conditions and location. Requires active service plan. See onstar.com for details and limitations. Vehicle must be on or in the accessory position for Wi-Fi to function. 4 Safety or driver assistance features are no substitute for the driver's responsibility to operate the vehicle in a safe manner. Read the vehicle Owner's Manual for important safety and driver assistance feature limitations and information. 5 Services subject to user terms and limitations. Certain services require working electrical system, cell reception and GPS signal. OnStar links to emergency services. See <https://www.gmenvolve.com/software/onstar> for details. 6 Requires public DC Fast Charger. Actual charge times will vary based on battery starting state of charge, battery condition, output of charger, vehicle settings and outside temperature. See Owner's Manual for additional limitations. 7 Actual charge times will vary based on battery starting state of charge, battery condition, output of charger, vehicle settings and outside temperature. See the vehicle Owner's Manual for additional limitations. 8 May require a new outlet, sold separately, and professional installation. Actual charge times will vary based on battery condition, output of charger, vehicle settings and battery temperature. See the Owner's Manuals for your vehicle and charger for additional details and limitations. 9 Google built-in services are subject to limitations and availability may vary by vehicle, infotainment system, and location. Select service plan required. Certain Google actions and functionality may require account linking. User terms and privacy statements apply. Google, Android Auto, Google Play and Google Maps are trademarks of Google LLC. 10 Map coverage available in the U.S., Puerto Rico and Canada. See onstar.com for details and limitations. 11 Does not detect people or items. Always check rear seat before exiting vehicle. 12 All SiriusXM services require a subscription. Service subject to the SiriusXM Customer Agreement and Privacy Policy, visit www.siriusxm.com to see complete terms and how to cancel, which includes calling 1-866-635-2349. Some services, content and features are subject to device capabilities, an active data connection enabled in the vehicle and location availability. Certain features and/or content may not be available unless an active data connection is enabled in the vehicle. Content varies by SiriusXM subscription plan. All fees, content and features are subject to change. SiriusXM and related logos are trademarks of Sirius XM Radio Inc. and its respective subsidiaries. 13 Not compatible with all devices. 14 Always pay attention while driving and when using Super Cruise. Do not use a hand-held device. Requires active Super Cruise plan or trial. Terms apply. Visit <https://www.chevrolet.com/super-cruise> for compatible roads and full details. 15 For full functionality, Traffic Sign Recognition requires an active OnStar® plan. 16 The system wirelessly charges one compatible mobile device. Some phones have built-in wireless charging technology and others require a special adapter/back cover. To check for phone or other device compatibility, see my.chevrolet.com/learn for details or consult your carrier.




envolve

2026 CHEVROLET BLAZER EV

AVAILABLE MODELS

LT FWD or Dual Motor AWD	2LT/4LT
RS FWD or Dual Motor AWD	1RS/3RS
SS Dual Motor AWD	2SS

EXTERIOR COLORS



Black



Galaxy Gray
Metallic



Habanero
Orange



Polar White
Tricoat¹



Radiant Red
Tintcoat¹

NOTE: Exterior colors vary by trim level. See Order Guide for details.

2026 Chevrolet Blazer EV RS shown.

HIGHLIGHTS



UP TO
1,500 LBS.
Max. Trailering
Capacity² with
LT and RS Models



EPA-ESTIMATED
283 MILES
Of Range³ with
Dual Motor AWD Models



STANDARD
17.7-INCH
Diagonal Touch-Screen
Display

KEY STANDARD FEATURES

Features based on LT FWD model with 2LT equipment group.

SAFETY + SECURITY

Adaptive Cruise Control⁴

Blind Zone Steering Assist⁴

Buckle to Drive⁴

Embedded OnStar[®] hardware, includes 8 years of
OnStar Fleet Basics⁵

Enhanced Automatic Emergency Braking⁴

Following Distance Indicator⁴

Forward Collision Alert⁴

Front Pedestrian and Bicyclist Braking⁴

HD Surround Vision⁴

IntelliBeam⁴ auto high beam control

Intersection Automatic Emergency Braking⁴

Lane Keep Assist with Lane Departure Warning⁴

Rear Cross Traffic Braking⁴

Rear Park Assist⁴

Rear Pedestrian Alert⁴

Reverse Automatic Braking⁴

Safety Alert Seat⁴

Side Bicyclist Alert⁴

PERFORMANCE

11.5-kW Level 2 (AC) charging capability⁶

DC fast charging for public charging rates up to 150 kW⁷

Dual Level Charge Cord, 120- and 240-volt capability⁸

Electronic Precision Shift

Front-wheel drive

StabiliTrak[®] Electronic Stability Control System

PRODUCTIVITY + DRIVE EXPERIENCE

In-Vehicle Wi-Fi[®] Hotspot⁹ capable

6-speaker audio system

11-inch diagonal Driver Information Center

12-volt power outlet

17.7-inch diagonal advanced color LCD display with Google
built-in¹⁰ compatibility

60/40 split fold-flat rear seat

Cargo tie-downs

Carpeted floor mats, front and rear

Keyless Open

Rear Seat Reminder¹¹

Remote Start

Single-zone automatic climate control

SiriusXM[®] with 360L¹²

USB ports¹³ (5)

KEY AVAILABLE FEATURES

Optional features and packages vary by trim level. See Order Guide for details.

DC fast charging for public charging rates up to 190 kW⁷

Dual Motor AWD

8-way power driver and 6-way power front passenger seat

Auto-dimming inside rearview mirror

AutoSense hands-free power programmable liftgate

Bose[®] premium 8-speaker audio system

Dual-pane power panoramic sunroof with power sunshade

Dual-zone automatic climate control

Enhanced Automatic Parking Assist⁴

Head-Up Display⁴

Heated and ventilated front seats

Heated, power-adjustable, power-folding outside mirrors with
turn signal indicators

Heated, rear outboard passenger seat cushions

Heated wiper park

Heated, wrapped steering wheel

Hitch Guidance⁴ with Hitch View⁴

Rainsense[™] front wipers

Rear Camera Mirror⁴ with washer

Super Cruise^{®14} hands-free driver assistance technology

Trailer wiring provisions

Universal Home Remote

Wireless device charging¹⁵

1 Premium paint; additional charge. 2 Maximum trailering ratings are intended for comparison purposes only. Before you buy a vehicle or use it for trailering, carefully review the Trailering section of the Owner's Manual. The trailering capacity of your specific vehicle may vary. The weight of passengers, cargo and options or accessories may reduce the amount you can trailer. 3 On a full charge. Actual range may vary based on several factors, including ambient temperature, terrain, battery age and condition, loading, and how you use and maintain your vehicle. 4 Safety or driver assistance features are no substitute for the driver's responsibility to operate the vehicle in a safe manner. Read the vehicle Owner's Manual for important safety and driver assistance feature limitations and information. 5 Services subject to user terms and limitations. Certain services require working electrical system, cell reception and GPS signal. OnStar links to emergency services. See <https://www.gmenvolve.com/software/onstar> for details. 6 Actual charge times will vary based on battery starting state of charge, battery condition, output of charger, vehicle settings and outside temperature. See the vehicle Owner's Manual for additional limitations. 7 Requires public DC Fast Charger. Actual charge times will vary based on battery starting state of charge, battery condition, output of charger, vehicle settings and outside temperature. See the vehicle Owner's Manual for additional limitations. 8 May require a new outlet, sold separately, and professional installation. Actual charge times will vary based on battery condition, output of charger, vehicle settings and battery temperature. See the Owner's Manuals for your vehicle and charger for additional details and limitations. 9 Service varies with conditions and location. Requires active service plan. See onstar.com for details and limitations. Vehicle must be on or in the accessory position for Wi-Fi to function. 10 Google built-in services are subject to limitations and availability may vary by vehicle, infotainment system, and location. Select service plan required. Certain Google actions and functionality may require account linking. User terms and privacy statements apply. Google, Android Auto, Google Play and Google Maps are trademarks of Google LLC. 11 Does not detect people or items. Always check rear seat before exiting vehicle. 12 All SiriusXM services require a subscription. Service subject to the SiriusXM Customer Agreement and Privacy Policy, visit www.siriusxm.com to see complete terms and how to cancel, which includes calling 1-866-635-2349. Some services, content and features are subject to device capabilities, an active data connection enabled in the vehicle and location availability. Certain features and/or content may not be available unless an active data connection is enabled in the vehicle. Content varies by SiriusXM subscription plan. All fees, content and features are subject to change. SiriusXM and related logos are trademarks of Sirius XM Radio Inc. and its respective subsidiaries. 13 Not compatible with all devices. 14 Always pay attention while driving and when using Super Cruise. Do not use a hand-held device. Requires active Super Cruise plan or trial. Terms apply. Visit <https://www.chevrolet.com/super-cruise> for compatible roads and full details. 15 The system wirelessly charges one compatible mobile device. Some phones have built-in wireless charging technology and others require a special adapter/back cover. To check for phone or other device compatibility, see my.chevrolet.com/learn for details or consult your carrier.



envolve


2026


CADILLAC LYRIQ/
LYRIQ-V


AVAILABLE
MODELS


Luxury RWD or Dual Motor AWD	1SC	Premium Sport RWD or Dual Motor AWD	1SJ
Premium Luxury RWD or Dual Motor AWD	1SD	Signature Sport RWD or Dual Motor AWD	1SK
Signature Luxury RWD or Dual Motor AWD	1SE	LYRIQ-V Dual Motor AWD	1SV
Sport RWD or Dual Motor AWD	1SF	LYRIQ-V Premium Dual Motor AWD	1SM


EXTERIOR
COLORS


 Argent Silver Metallic


 Celestial Metallic¹


 Emerald Lake Metallic¹

 Nimbus Metallic¹

 Opulent Blue Metallic¹

 Radiant Red Tintcoat¹


 Stellar Black Metallic¹

 Vibrant White Tricoat¹


2026 Cadillac LYRIQ Signature Sport RWD shown.

NOTE: Exterior colors vary by trim level. See Order Guide for details.


HIGHLIGHTS

1b-ft





EPA-ESTIMATED
285 MILES
Of Range with
RWD Models²



STANDARD
33-INCH
Diagonal Advanced
Color LED Display



STANDARD
GLASS ROOF
With Power Shade

envolve

KEY STANDARD FEATURES

SAFETY + SECURITY

- Adaptive Cruise Control³
- Blind Zone Steering Assist³
- Buckle to Drive³
- Embedded OnStar® hardware, includes 8 years of OnStar Fleet Basics⁴ and 3 years of OnStar One Fleet⁵
- Enhanced Automatic Emergency Braking³
- Enhanced Automatic Parking Assist³
- Forward Collision Alert³
- Front Pedestrian and Bicyclist Braking³
- HD Surround Vision³
- Hitch Guidance³ with Hitch View³
- IntelliBeam³ auto high beam control
- Intersection Automatic Emergency Braking³
- Rear Cross Traffic Braking³
- Rear Pedestrian Alert³
- Reverse Automatic Braking³
- Safety Seat Alert³
- Side Bicyclist Alert³

PERFORMANCE

- Single-motor RWD (Cadillac-estimated 365 hp/325 lb.-ft. of torque)
- Level 2 (AC) charge rates up to 11.5 kW⁶
- DC fast charging for public charging rates up to 190 kW⁷
- Dual Level Charge Cord, 120- and 240-volt capability⁸
- Electronic Precision Shift

PRODUCTIVITY + DRIVE EXPERIENCE

- In-Vehicle Wi-Fi® Hotspot⁹ capable
- 7-speaker audio system
- 60/40 split-folding rear seats
- 126-color dual-zone LED ambient lighting
- Auto-dimming inside rearview mirror
- Dual-zone automatic climate control
- Fixed-glass roof with power shade

- Google built-in¹⁰ infotainment experience with 33-inch diagonal advanced color LED display
- Heated, 8-way power driver and 6-way power front passenger seat
- Heated steering wheel
- Memory front passenger seat
- Memory Package, recalls two presets for power driver seat, outside mirrors and power tilt and telescoping steering column
- Remote Keyless Entry¹¹
- Sirius XM® with 360L¹²
- Super Cruise®¹³ hands-free driver assistance technology, includes 3 years of OnStar Super Cruise®¹⁴
- USB ports¹⁵, Type-C (2), charge-only, rear
- USB ports¹⁵, Type-C (3), full-function, front row
- Wireless Apple CarPlay®¹⁶ and Android Auto™¹⁷ capable
- Wireless device charging¹⁸

KEY AVAILABLE FEATURES

- Optional features and packages vary by trim level. See Order Guide for details.
- Dual Motor AWD (Cadillac-estimated 515 hp/450 lb.-ft. of torque)
- 8-way power front seats with power lumbar massage
- 60/40 power, flat-folding second row
- AKG Studio 23-speaker audio system, includes front-row head restraint speakers
- Augmented Reality Head-Up Display³
- Cargo area cover
- Hands-free liftgate
- Heated second-row outboard seats
- Level 2 (AC) charge rates up to 19.2 kW⁶
- Nappa Leather Package
- Next Generation Active Noise Cancellation
- Panoramic, dual-pane power-sliding sunroof with power shade
- Rear Camera Mirror³ with washer
- Trailer provisions¹⁹ (AWD only)
- Tri-zone automatic climate control
- Ventilated front seats

1 Premium paint; additional charge. 2 EPA estimated. On a full charge. Actual range will vary based on several factors, including ambient temperature, terrain, battery age and condition, loading, and how you use and maintain your vehicle. 3 Safety or driver assistance features are no substitute for the driver's responsibility to operate the vehicle in a safe manner. Read the vehicle Owner's Manual for important safety and driver assistance feature limitations and information. 4 Services subject to user terms and limitations. Certain services require working electrical system, cell reception, and GPS signal. OnStar links to emergency services. See <https://www.gmenvolve.com/software/onstar> for details. 5 Services subject to user terms and limitations. Certain services require working electrical system, cell reception, and GPS signal. OnStar links to emergency services. See <https://www.gmenvolve.com/software/onstar> for details. 6 Actual charge times will vary based on battery starting state of charge, battery condition, output of charger, vehicle settings and outside temperature. See the vehicle Owner's Manual for additional limitations. 7 Requires public DC Fast Charger. Actual charge times will vary based on battery starting state of charge, battery condition, output of charger, vehicle settings and outside temperature. See the vehicle Owner's Manual for additional limitations. 8 May require a new outlet, sold separately, and professional installation. Actual charge times will vary based on battery condition, output of charger, vehicle settings and battery temperature. See the Owner's Manuals for your vehicle and charger for additional details and limitations. 9 Service varies with conditions and location. Requires active service plan. See onstar.com for details and limitations. Vehicle must be on or in the accessory position for Wi-Fi to function. 10 Google built-in services are subject to limitations and availability may vary by vehicle, infotainment system, and location. Select service plan required. Certain Google actions and functionality may require account linking. User terms and privacy statements apply. Google, Android Auto, Google Play and Google Maps are trademarks of Google LLC. 11 Lock/unlock feature requires automatic locks. Remote start requires GM factory-installed and enabled remote start system. See onstar.com for details and limitations. 12 All SiriusXM services require a subscription. Service subject to the SiriusXM Customer Agreement and Privacy Policy, visit www.siriusxm.com to see complete terms and how to cancel, which includes calling 1-866-635-2349. Some services, content and features are subject to device capabilities, an active data connection enabled in the vehicle and location availability. Certain features and/or content may not be available unless an active data connection is enabled in the vehicle. Content varies by SiriusXM subscription plan. All fees, content and features are subject to change. SiriusXM and related logos are trademarks of Sirius XM Radio Inc. and its respective subsidiaries. 13 Always pay attention while driving and when using Super Cruise. Do not use a hand-held device. Requires active Super Cruise plan or trial. Terms apply. Visit <https://www.cadillac.com/technology/super-cruise> for compatible roads and full details. 14 Always pay attention while driving and when using Super Cruise. Do not use a hand-held device. Terms apply. Visit <https://www.cadillac.com/technology/super-cruise> for compatible roads and full details. 15 Not compatible with all devices. 16 Vehicle user interface is a product of Apple®, and its terms and privacy statements apply. Requires compatible iPhone®, and data plan rates apply. Apple CarPlay®, Siri®, iPhone® and Apple Music® are trademarks of Apple Inc., registered in the U.S. and other countries. 17 Vehicle user interface is a product of Google, and its terms and privacy statements apply. Requires the Android Auto app on Google Play and a compatible Android™ smartphone. Data plan rates apply. You can check which smartphones are compatible at g.co/androidauto/requirements. Android and Android Auto are trademarks of Google LLC. Wireless use of Android Auto requires a compatible Android 11.0+ phone and compatible active data plan. Check g.co/androidauto/requirements for compatibility. 18 The system wirelessly charges one compatible mobile device. Some phones have built-in wireless charging technology and others require a special adapter or back cover. To check for phone or other device compatibility, see my.cadillac.com/learn for details or consult your carrier. 19 Before you buy a vehicle or use it for trailering, carefully review the Trailering section of the Owner's Manual. The trailering capacity of your specific vehicle may vary. The weight of passengers, cargo and options or accessories may reduce the amount you can trailer.

AVAILABLE MODELS

Luxury RWD or Dual Motor AWD	1SC	Premium Sport RWD or Dual Motor AWD	1SH
Premium Luxury RWD or Dual Motor AWD	1SE	V-Series	2SV
Sport RWD or Dual Motor AWD	1SF		

EXTERIOR COLORS

 Argent Silver Metallic¹

 Black Raven

 Celestial Metallic¹

 Coastal Blue Metallic¹

 Monarch Orange¹

 Nimbus Metallic¹

 Radiant Red Tintcoat¹

 Vibrant White Tricoat¹

2026 Cadillac OPTIQ Luxury shown.

NOTE: Exterior colors vary by trim level. See Order Guide for details.

HIGHLIGHTS



CADILLAC-ESTIMATED
300 MILES
Of Range²



STANDARD
33-INCH
Diagonal Advanced
Color LED Display



STANDARD
GLASS ROOF
With Power Shade

KEY STANDARD FEATURES

Features based on Luxury RWD model with 1SC equipment group.

SAFETY + SECURITY

- Adaptive Cruise Control³
- Blind Zone Steering Assist³
- Buckle to Drive³
- Embedded OnStar[®] hardware, includes 8 years of OnStar Fleet Basics⁴ and 3 years of OnStar One Fleet⁵
- Enhanced Automatic Emergency Braking³
- Forward Collision Alert³
- Front Pedestrian and Bicyclist Braking³
- HD Surround Vision³
- Hitch Guidance³ with Hitch View³ (only available on OPTIQ models)
- IntelliBeam³ auto high beam control
- Intersection Automatic Emergency Braking³
- Rear Camera Mirror³ with washer
- Rear Cross Traffic Braking³
- Rear Pedestrian Alert³

- Reverse Automatic Braking³
- Safety Seat Alert³
- Side Bicyclist Alert³
- Traffic Sign Recognition³
- Vision Enhanced Automatic Parking Assist³
- Level 2 (AC) charge rates up to 11.5 kW⁶
- Dual Level Charge Cord, 120- and 240-volt capability⁷
- Electronic Precision Shift
- Rear-wheel drive

PRODUCTIVITY + DRIVE EXPERIENCE

- In-Vehicle Wi-Fi[®] Hotspot⁸ capable
- 60/40 split fold-flat rear seats
- 110-volt rear power outlet
- 126-color dual-zone LED ambient lighting
- AKG Studio 19-speaker audio system with Dolby Atmos

- Auto-heated, wrapped steering wheel
- AutoSense hands-free power liftgate
- Glass roof with power shade
- Google built-in⁹ infotainment experience with 33-inch diagonal advanced color LED display
- Heated, 8-way power driver and 6-way power front passenger seat, includes power lumbar and massage
- Heated, power-adjustable, power-folding outside mirrors with driver-side auto dimming and integrated turn signal indicators
- Heated wiper park
- Illuminated front and rear sill plates
- Illuminating door handles and grille
- Remote Keyless Entry¹⁰
- Remote Start
- Sirius XM[®] with 360L¹¹
- Super Cruise^{®12} hands-free driver assistance technology, includes 3 years of OnStar Super Cruise^{®13}
- Universal Home Remote

- USB ports¹⁴ (2), Type-C, front lower console, dual charge-only
- USB ports¹⁴ (2), Type-C, rear console, dual charge-only
- Wireless device charging¹⁵

KEY AVAILABLE FEATURES

Optional features and packages vary by trim level. See Order Guide for details.

- Cargo area cover
- Choreography-capable LED taillamps
- Deluxe carpeted floor mats
- Dual Motor AWD
- Head-Up Display³
- Heated second-row outboard seats
- Level 2 (AC) charge rates up to 19.2 kW⁶
- Santorini Blue Interior Package (V-Series only)
- Sport Suspension (V-Series only)
- Ventilated front seats

1 Premium paint; additional charge. 2 On a full charge based on development testing and/or analytical projection consistent with SAE J1634 revision 2017 – MCT. Range subject to change prior to production. Actual range may vary based on several factors, including ambient temperature, terrain, battery age and condition, loading and how you use and maintain your vehicle. EPA estimate not yet available. 3 Safety or driver assistance features are no substitute for the driver's responsibility to operate the vehicle in a safe manner. Read the vehicle Owner's Manual for important safety and driver assistance feature limitations and information. 4 Services subject to user terms and limitations. Certain services require working electrical system, cell reception, and GPS signal. OnStar links to emergency services. See <https://www.gmenvolve.com/software/onstar> for details. 5 Services subject to user terms and limitations. Certain services require working electrical system, cell reception, and GPS signal. OnStar links to emergency services. See <https://www.gmenvolve.com/software/onstar> for details. Availability subject to change. 6 Actual charge times will vary based on battery starting state of charge, battery condition, output of charger, vehicle settings and outside temperature. See the vehicle Owner's Manual for additional limitations. 7 May require a new outlet, sold separately, and professional installation. Actual charge times will vary based on battery condition, output of charger, vehicle settings and battery temperature. See the Owner's Manuals for your vehicle and charger for additional details and limitations. 8 Service varies with conditions and location. Requires active service plan. See onstar.com for details and limitations. Vehicle must be on or in the accessory position for Wi-Fi to function. 9 Google built-in services are subject to limitations and availability may vary by vehicle, infotainment system, and location. Select service plan required. Certain Google actions and functionality may require account linking. User terms and privacy statements apply. Google, Android Auto, Google Play and Google Maps are trademarks of Google LLC. 10 Lock/unlock feature requires automatic locks. Remote start requires GM factory-installed and enabled remote start system. See onstar.com for details and limitations. 11 All SiriusXM services require a subscription. Service subject to the SiriusXM Customer Agreement and Privacy Policy, visit www.siriusxm.com to see complete terms and how to cancel, which includes calling 1-866-635-2349. Some services, content and features are subject to device capabilities, an active data connection enabled in the vehicle and location availability. Certain features and/or content may not be available unless an active data connection is enabled in the vehicle. Content varies by SiriusXM subscription plan. All fees, content and features are subject to change. SiriusXM and related logos are trademarks of Sirius XM Radio Inc. and its respective subsidiaries. 12 Always pay attention while driving and when using Super Cruise. Do not use a hand-held device. Requires active Super Cruise plan or trial. Terms apply. Visit <https://www.cadillac.com/technology/super-cruise> for compatible roads and full details. 13 Always pay attention while driving and when using Super Cruise. Do not use a hand-held device. Terms apply. Visit <https://www.cadillac.com/technology/super-cruise> for compatible roads and full details. 14 Not compatible with all devices. 15 The system wirelessly charges one compatible mobile device. Some phones have built-in wireless charging technology and others require a special adapter or back cover. To check for phone or other device compatibility, see my.cadillac.com/learn for details or consult your carrier.

2026 CADILLAC VISTIQ

AVAILABLE MODELS

Luxury AWD	1SC	Sport AWD	1SF
Premium Luxury AWD	1SE	Platinum AWD	1SH

EXTERIOR COLORS



NOTE: Exterior colors vary by trim level. See Order Guide for details.

2026 Cadillac VISTIQ Luxury shown.

HIGHLIGHTS



CADILLAC-ESTIMATED
300 MILES
Of Range²



23-SPEAKER
**AKG STUDIO
AUDIO SYSTEM**
with Dolby Atmos[®] Display



UP TO
7 SEATS
On Luxury and Sport

KEY STANDARD FEATURES

Features based on Luxury AWD model with 1SC equipment group.

SAFETY + SECURITY

Adaptive Cruise Control ³
Blind Zone Steering Assist ³
Buckle to Drive ³
Embedded OnStar [®] hardware, includes 8 years of OnStar Fleet Basics ⁴
Enhanced Automatic Emergency Braking ³
Forward Collision Alert ³
Front Pedestrian and Bicyclist Braking ³
HD Surround Vision ³
Hitch Guidance ³ with Hitch View ³
Intersection Automatic Emergency Braking ³
Rear Camera Mirror ³ with washer
Rear Cross Traffic Braking ³
Rear Pedestrian Alert ³
Reverse Automatic Braking ³
Side Bicyclist Alert ³
Traffic Sign Recognition ³

PERFORMANCE

Battery propulsion (Cadillac-estimated 615 hp/650 lb.-ft. of torque)
Dual Motor AWD
Level 2 (AC) charge rates up to 11.5 kW ⁵
Dual Level Charge Cord, 120- and 240-volt capability ⁶
Continuous Damping Control
Duralife [™] brake rotors
Electronic Precision Shift
Sport suspension

PRODUCTIVITY + DRIVE EXPERIENCE

In-Vehicle Wi-Fi [®] Hotspot ⁷ capable
7-passenger seating with second-row bench
18-way power front seats with driver memory
23-speaker AKG Studio Audio system with Dolby Atmos [®]
126-color LED tri-zone ambient interior lighting
Automatic heated and wrapped steering wheel
AutoSense hands-free power liftgate

Curved 33-inch diagonal advanced LED display with Google built-in ⁸ compatibility
Dual-pane, power panoramic sunroof with power retractable sunshade and third-row fixed glass with sunshade
Heated, power-adjustable, power-folding outside mirrors with integrated turn signal indicators
Heated second-row outboard seats
Heated, ventilated and massaging front seats
Illuminating door handles
Intelligent ClimateSense, five-zone automatic climate control
LED headlamps and taillamps with lighting choreography
Next-Generation Active Noise Cancellation
Panoramic dual-pane sunroof with power sunshade and third-row fixed glass roof
Passive Power Mode
Rainsense [™] front intermittent wipers
Remote Keyless Entry ⁹
Remote Start
Roof rails

SiriusXM [®] with 360L ¹⁰
Super Cruise ^{®11} hands-free driver assistance technology, includes 3 years of OnStar Super Cruise ^{®12}
Trailerling provisions
Universal Home Remote
USB ports ¹³ (7), Type-C, 2 front row, 2 second row, 2 third row and 1 center console
Windshield wiper deicer
Wireless device charging ¹⁴

KEY AVAILABLE FEATURES

Optional features and packages vary by trim level. See Order Guide for details.

6-passenger seating with captain's seats
Active Rear Steering
Adaptive Air Ride Suspension
Augmented Reality Head-Up Display ³
Black roof
Deluxe carpeted floor mats
Level 2 (AC) charge rates up to 19.2 kW ⁵
Night Vision ³

1 Premium paint; additional charge. 2 On a full charge based on development testing and/or analytical projection consistent with SAE J1634 revision 2017 – MCT. Range subject to change prior to production. Actual range may vary based on several factors, including ambient temperature, terrain, battery age and condition, loading and how you use and maintain your vehicle. EPA estimate not yet available. 3 Safety or driver assistance features are no substitute for the driver's responsibility to operate the vehicle in a safe manner. Read the vehicle Owner's Manual for more important feature limitations and information. 4 Services subject to user terms and limitations. Certain services require working electrical system, cell reception, and GPS signal. OnStar links to emergency services. See <https://www.gmenvolve.com/software/onstar> for details. 5 Actual charge times will vary based on battery starting state of charge, battery condition, output of charger, vehicle settings and outside temperature. See the vehicle Owner's Manual for additional limitations. 6 May require a new outlet, sold separately, and professional installation. Actual charge times will vary based on battery condition, output of charger, vehicle settings and battery temperature. See the Owner's Manuals for your vehicle and charger for additional details and limitations. 7 Service varies with conditions and location. Requires active service plan. See onstar.com for details and limitations. Vehicle must be on or in the accessory position for Wi-Fi to function. 8 Google built-in services are subject to limitations and availability may vary by vehicle, infotainment system, and location. Select service plan required. Certain Google actions and functionality may require account linking. User terms and privacy statements apply. Google, Android Auto, Google Play and Google Maps are trademarks of Google LLC. 9 Lock/unlock feature requires automatic locks. Remote start requires GM factory-installed and enabled remote start system. See onstar.com for details and limitations. 10 All SiriusXM services require a subscription. Service subject to the SiriusXM Customer Agreement and Privacy Policy, visit www.siriusxm.com to see complete terms and how to cancel, which includes calling 1-866-635-2349. Some services, content and features are subject to device capabilities, an active data connection enabled in the vehicle and location availability. Certain features and/or content may not be available unless an active data connection is enabled in the vehicle. Content varies by SiriusXM subscription plan. All fees, content and features are subject to change. SiriusXM and related logos are trademarks of Sirius XM Radio Inc. and its respective subsidiaries. 11 Always pay attention while driving and when using Super Cruise. Do not use a hand-held device. Requires active Super Cruise plan or trial. Terms apply. Visit <https://www.cadillac.com/technology/super-cruise> for compatible roads and full details. 12 Always pay attention while driving and when using Super Cruise. Do not use a hand-held device. Terms apply. Visit <https://www.cadillac.com/technology/super-cruise> for compatible roads and full details. 13 Not compatible with all devices. 14 The system wirelessly charges one compatible mobile device. Some phones have built-in wireless charging technology and others require a special adapter or back cover. To check for phone or other device compatibility, see www.cadillac.com/learn for details or consult your carrier.




envolve


2026 CADILLAC ESCALADE IQ/IQL


AVAILABLE MODELS


Luxury Dual Motor AWD	1SC	Premium Luxury Dual Motor AWD	1SD
Sport Dual Motor AWD	1SF	Premium Sport Dual Motor AWD	1SG


EXTERIOR COLORS


 Adobe Frost¹


 Black Cherry Tintcoat¹


 Black Raven


 Deep Space Metallic¹

 Luna Metallic¹

 Magnus Metal Frost¹

 Monarch Orange¹

 Sandstone¹

 Vibrant White Tricoat¹


2026 Cadillac ESCALADE IQL Luxury shown.

NOTE: Exterior colors vary by trim level. See Order Guide for details.

HIGHLIGHTS



CADILLAC-ESTIMATED
450 MILES
Of Range²



STANDARD
55-INCH
Diagonal HD Curved
Pillar-to-Pillar Display



AVAILABLE
EXECUTIVE
Second-Row
Seating Package

KEY STANDARD FEATURES

Features based on Luxury Dual Motor AWD model with 1SC equipment group.

SAFETY + SECURITY

- Adaptive Cruise Control³
- Blind Zone Steering Assist³
- Buckle to Drive³
- Embedded OnStar[®] hardware, includes 8 years of OnStar Fleet Basics⁴ and 3 years of OnStar One Fleet⁵
- Enhanced Automatic Emergency Braking³
- Enhanced Automatic Parking Assist³
- Forward Collision Alert³
- Front Pedestrian and Bicyclist Braking³
- HD Surround Vision³
- Hitch Guidance³ with Hitch View³
- IntelliBeam³ auto high beam control
- Intersection Automatic Emergency Braking³
- Rear Camera Mirror³ with washer
- Rear Cross Traffic Braking³

- Rear Pedestrian Alert³
- Reverse Automatic Braking³
- Safety Alert Seat³
- Side Bicyclist Alert³

PERFORMANCE

- Drive system, Dual Motor AWD (Cadillac-estimated 750 hp/785 lb.-ft. of torque with Velocity Max)
- Level 2 (AC) charge rates up to 11.5 kW⁶
- Dual Level Charge Cord, 120- and 240-volt capability⁷
- 4-Wheel Steer
- Air Ride Adaptive Suspension
- Magnetic Ride Control Suspension

PRODUCTIVITY + DRIVE EXPERIENCE

- In-Vehicle Wi-Fi[®] Hotspot⁸ capable
- 8-way power, heated and ventilated front bucket seats
- 60/40 power-folding, split-folding third-row bench

- 126-color LED ambient lighting, customizable
- AKG Studio 21-speaker audio system
- AutoSense power liftgate
- ClimateSense five-zone automatic climate control
- eTrunk™ front storage compartment
- Express-Up/-Down on all windows
- Google built-in⁹ infotainment experience with 55-inch diagonal HD curved front display
- Head-Up Display³, full color and reconfigurable
- Heated, power-adjustable, power-folding outside mirrors with puddle lamps and driver-side auto-dimming mirror
- Heated wiper park
- Next-Generation Active Noise Cancellation
- Panoramic glass roof
- Power hood
- Power tilt/telescoping steering column
- Rainsense™ front wipers

- Remote Keyless Entry¹⁰
- SiriusXM[®] with 360L¹¹
- Super Cruise^{®12} hands-free driver assistance technology
- USB ports¹³ (6)
- Wireless device charging¹⁴

KEY AVAILABLE FEATURES

Optional features and packages vary by trim level. See Order Guide for details.

- AKG Studio Reference 38- or 42-speaker audio system
- Black roof (two-tone vehicle)
- Blind Zone Steering Assist with trailering³
- Executive Second-Row Seating Package
- Level 2 (AC) charge rates up to 19.2 kW⁶
- Night Vision³
- Rear Seat Entertainment System
- Smart Trailering Package¹⁵

1 Premium paint; additional cost. 2 On a full charge based on development testing and/or analytical projection consistent with SAE J1634 revision 2017 – MCT. Range subject to change prior to production. Actual range may vary based on several factors, including ambient temperature, terrain, battery age and condition, loading, and how you use and maintain your vehicle. 3 Safety or driver assistance features are no substitute for the driver's responsibility to operate the vehicle in a safe manner. Read the vehicle Owner's Manual for important feature limitations and information. 4 Services subject to user terms and limitations. Certain services require working electrical system, cell reception and GPS signal. OnStar links to emergency services. See <https://www.gmenvolve.com/software/onstar> for details. 5 Services subject to user terms and limitations. Certain services require working electrical system, cell reception and GPS signal. OnStar links to emergency services. See <https://www.gmenvolve.com/software/onstar> for details. Availability subject to change. 6 Actual charge times will vary based on battery starting state of charge, battery condition, output of charger, vehicle settings and outside temperature. See the vehicle Owner's Manual for additional limitations. 7 May require a new outlet, sold separately, and professional installation. Actual charge times will vary based on battery condition, output of charger, vehicle settings and battery temperature. See the Owner's Manuals for your vehicle and charger for additional details and limitations. 8 Service varies with conditions and location. Requires active service plan. See onstar.com for details and limitations. Vehicle must be on or in the accessory position for Wi-Fi to function. 9 Google built-in services are subject to limitations and availability may vary by vehicle, infotainment system, and location. Select service plan required. Certain Google actions and functionality may require account linking. User terms and privacy statements apply. Google, Android Auto, Google Play and Google Maps are trademarks of Google LLC. 10 Lock/unlock feature requires automatic locks. Remote start requires GM factory-installed and enabled remote start system. See onstar.com for details and limitations. 11 All SiriusXM services require a subscription. Service subject to the SiriusXM Customer Agreement and Privacy Policy, visit www.siriusxm.com to see complete terms and how to cancel, which includes calling 1-866-635-2349. Some services, content and features are subject to device capabilities, an active data connection enabled in the vehicle and location availability. Certain features and/or content may not be available unless an active data connection is enabled in the vehicle. Content varies by SiriusXM subscription plan. All fees, content and features are subject to change. SiriusXM and related logos are trademarks of Sirius XM Radio Inc. and its respective subsidiaries. 12 Always pay attention while driving and when using Super Cruise. Do not use a hand-held device. Requires active Super Cruise plan or trial. Terms apply. Visit <https://www.cadillac.com/technology/super-cruise> for compatible roads and full details. 13 Not compatible with all devices. 14 The system wirelessly charges one compatible mobile device. Some phones have built-in wireless charging technology and others require a special adapter/back cover. To check for phone or other device compatibility, see my.cadillac.com/learn for details or consult your carrier. 15 Before you buy a vehicle or use it for trailering, carefully review the Trailering section of the Owner's Manual. The trailering capacity of your specific vehicle may vary. The weight of passengers, cargo and options or accessories may reduce the amount you can trailer.




envolve

2026 GMC HUMMER EV SUV

AVAILABLE MODELS

2 ^x Dual Motor e4WD	1SF
3 ^x Tri-Motor e4WD	1SG

EXTERIOR COLORS



NOTE: Exterior colors vary by trim level. See Order Guide for details.

2026 GMC HUMMER EV 2^x shown.

HIGHLIGHTS



GM-ESTIMATED
319 MILES
Of Range² for
HUMMER EV 2^x



STANDARD
**ENERGY
TRANSFER
PRO**



UP TO
81.3 CU. FT.
Max. Cargo Volume³

KEY STANDARD FEATURES

Features based on 2^x Dual Motor e4WD model with 1SF equipment group.

SAFETY + SECURITY

- Adaptive Cruise Control⁴
- Embedded OnStar[®] hardware, includes 8 years of OnStar Fleet Basics⁵
- Enhanced Automatic Emergency Braking⁴
- Enhanced Automatic Parking Assist⁴
- Following Distance Indicator⁴
- Forward Collision Alert⁴
- Front Pedestrian Braking⁴
- HD Surround Vision⁴ with Trailer View Camera Provision
- IntelliBeam⁴ auto high beam control
- Lane Keep Assist with Lane Departure Warning⁴
- Rear Camera Mirror⁴ with washer
- Rear Cross Traffic Alert⁴
- Rear Pedestrian Alert⁴
- Reverse Automatic Braking⁴
- Safety Alert Seat⁴

- Trailer Side Blind Zone Alert⁴
- UltraVision⁶ underbody cameras, up to 17 available views

PERFORMANCE

- Drive system, Performance Dual Motor e4WD
- Level 2 (AC) charge rates up to 19.2 kW⁷
- 800-volt DC fast charging for public charging rates up to 300 kW⁸
- Continuous Damping Adaptive Ride Control
- Drive Mode Control, includes My Mode, Normal, Off-Road, Terrain and Tow/Haul
- Dual Level Charge Cord, 120- and 240-volt capability⁹
- Electronic Precision Shift with Low selection for One-Pedal Driving¹⁰ capability

PRODUCTIVITY + DRIVE EXPERIENCE

- 11-inch diagonal reconfigurable Driver Information Center
- 12-way power, heated and ventilated, premium driver and front passenger seats
- 120-volt power outlet (rear center console)

- All-weather durable rubber-over-vinyl flooring
- Energy Transfer Pro, 19.2-kW high voltage with vehicle-to-load, vehicle-to-vehicle and vehicle-to-home power capability (requires additional equipment)
- eTrunk[™], lit compartment with Infinity Roof Sky Panel storage capability, cargo tie-downs (4 rated at 110 lbs.) and 12-volt power outlet
- Google built-in¹¹ infotainment experience with 13.4-inch diagonal color touch-screen
- Heated, power-adjustable outside mirrors with integrated turn signals and puddle lamps
- Heated, premium steering wheel
- Infinity Roof with removable opaque Sky Panels, includes 4 storage bags and removable front I-Bar
- Keyless Open and Start
- Power Hood
- Power Rear Gate
- ProGrade Trailering System¹², includes Hitch Guidance⁴ with Hitch View⁴ and Trailer Camera Views⁶

- Rear Seat Reminder¹³
- Remote vehicle starter system with preconditioning
- SiriusXM[®] with 360L¹⁴
- Super Cruise^{®15} hands-free driver assistance technology
- Tri-zone automatic climate control
- USB ports¹⁶ (3)
- In-Vehicle Wi-Fi[®] Hotspot¹⁷ capable
- Wireless device charging¹⁸

KEY AVAILABLE FEATURES

Optional features and packages vary by trim level. See Order Guide for details.

- Drive System, Performance Tri-Motor e4WD (1 front, 2 rear)
- Extreme Off-Road Package (late availability)
- Full underbody skid plates (late availability)
- Infinity Roof with removable transparent Sky Panels
- Watts to Freedom¹⁹ launch experience

1 Premium paint; additional charge. Auburn Matte and Magnus Gray Matte: Special care required for matte paint. See vehicle Owner's Manual for more details. 2 On a full charge based on development testing and/or analytical projection consistent with SAE J1634 revision 2017 – MCT. Range subject to change prior to production. Actual range may vary based on several factors, including ambient temperature, terrain, battery age and condition, loading, and how you use and maintain your vehicle. 3 With rear seats folded. Cargo and load capacity limited by weight and distribution. 4 Safety or driver assistance features are no substitute for the driver's responsibility to operate the vehicle in a safe manner. Read the vehicle Owner's Manual for important safety and driver assistance feature limitations and information. 5 Services subject to user terms and limitations. Certain services require working electrical system, cell reception and GPS signal. OnStar links to emergency services. See <https://www.gmenvolve.com/software/onstar> for details. 6 Safety or driver assistance features are no substitute for the driver's responsibility to operate the vehicle in a safe manner. Read the vehicle Owner's Manual for important feature limitations and information. Some camera views require available accessory camera and installation. Not compatible with all trailers. See your dealer for details. 7 Actual charge times will vary based on battery starting state of charge, battery condition, output of charger, vehicle settings and outside temperature. See the vehicle Owner's Manual for additional limitations. 8 Requires public DC Fast Charger. Actual charge times will vary based on battery starting state of charge, battery condition, output of charger, vehicle settings and outside temperature. See the vehicle Owner's Manual for additional limitations. 9 May require a new outlet, sold separately, and professional installation. Actual charge times will vary based on battery condition, output of charger, vehicle settings and battery temperature. See the Owner's Manuals for your vehicle and charger for additional details and limitations. 10 Feature may be limited when the battery temperatures are extremely cold or hot or when battery is near full charge. Always use the brake pedal when you need to stop immediately. See Owner's Manual for details. 11 Google built-in services are subject to limitations and availability may vary by vehicle, infotainment system, and location. Select service plan required. Certain Google actions and functionality may require account linking. User terms and privacy statements apply. Google, Android Auto, Google Play and Google Maps are trademarks of Google LLC. 12 Before you buy a vehicle or use it for trailering, carefully review the trailering section of the Owner's Manual. The trailering capacity of your specific vehicle may vary. The weight of passengers, cargo and options or accessories may reduce the amount you can trailer. 13 Does not detect people or items. Always check rear seat before exiting vehicle. 14 All SiriusXM services require a subscription. Service subject to the SiriusXM Customer Agreement and Privacy Policy, visit www.siriusxm.com to see complete terms and how to cancel, which includes calling 1-866-635-2349. Some services, content and features are subject to device capabilities, an active data connection enabled in the vehicle and location availability. Certain features and/or content may not be available unless an active data connection is enabled in the vehicle. Content varies by SiriusXM subscription plan. All fees, content and features are trademarks of Sirius XM Radio Inc. and its respective subsidiaries. 15 Always pay attention while driving and when using Super Cruise. Do not use a hand-held device. Requires active Super Cruise plan or trial. Terms apply. Visit <https://www.gmc.com/connectivity-technology/super-cruise> for compatible roads and full details. 16 Not compatible with all devices. 17 Service varies with conditions and location. Requires active service plan. See onstar.com for details and limitations. Vehicle must be on or in the accessory position for Wi-Fi to function. 18 The system wirelessly charges one compatible mobile device. Some phones have built-in wireless charging technology and others require a special adapter or back cover. To check for phone or other device compatibility, see my.gmc.com/learn for details or consult your carrier. 19 Watts to Freedom is intended for use only on a closed course and should not be used on public roads. Read the vehicle Owner's Manual for important feature limitations and information.




envolve

2026 CHEVROLET SILVERADO EV

AVAILABLE MODELS

Work Truck Dual Motor 4WD	4WT/5WT/8WT
LT Dual Motor 4WD	2LT/3LT/4LT
Trail Boss Dual Motor 4WD	2TR/3TR

EXTERIOR COLORS

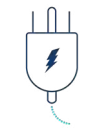


NOTE: Exterior colors vary by trim level. See Order Guide for details.

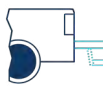
HIGHLIGHTS



EPA-ESTIMATED
493 MILES
Of Range² on Work
Truck with Max Range
Battery Pack



UP TO
10.2-KW
Offboard Power
Capability



AVAILABLE
**MULTI-FLEX
TAILGATE**

KEY STANDARD FEATURES

Features based on Work Truck model with 4WT equipment group.

SAFETY + SECURITY

Adaptive Cruise Control ³
Blind Zone Steering Assist ³
Embedded OnStar [®] hardware, includes 8 years of OnStar Fleet Basics ⁴
Enhanced Automatic Emergency Braking ³
Following Distance Indicator ³
Forward Collision Alert ³
Front and Rear Park Assist ³
Front Pedestrian and Bicyclist Braking ³
HD Surround Vision ³
Hitch Guidance ³ with Hitch View ³
IntelliBeam ³ auto high beam control
Intersection Automatic Emergency Braking ³
Lane Keep Assist with Lane Departure Warning ³
Rear Cross Traffic Braking ³
Rear Pedestrian Alert ³

Reverse Automatic Braking ³
Safety Alert Seat ³
Side Bicyclist Alert ³
PERFORMANCE
Battery pack, Standard Range
Drive system, Performance Torque Vectoring Dual Motor 4WD
Level 2 (AC) charge rates up to 11.5 kW ⁵
400-volt DC fast charging for public charging rates up to 220 kW ⁶
Dual Level Charge Cord, 120- and 240-volt capability ⁷
Electronic Precision Shift with Low selection for One-Pedal Driving ⁸ capability
Integrated trailer brake controller
Tow/Haul Mode
PRODUCTIVITY + DRIVE EXPERIENCE
In-Vehicle Wi-Fi [®] Hotspot ⁹ capable
11-inch diagonal Driver Information Center

17.7-inch diagonal advanced color LCD display with Google built-in ¹⁰ compatibility
120-volt power outlet on back of floor console
eTrunk [™] , lit, lockable and weatherproof compartment with 120-volt outlet, cargo tie-downs and drain holes
Keyless Open and Start
LED cargo area lighting with switch on instrument panel
Remote Start
SiriusXM [®] with 360L ¹¹
USB ports ¹² , Type-C (2) and charging only (2)

KEY AVAILABLE FEATURES

Optional features and packages vary by trim level. See Order Guide for details.

Battery pack, Extended Range
Battery pack, Max Range
Level 2 (AC) charge rates up to 19.2 kW ⁵
800-volt DC fast charging for public charging rates up to 300 kW or 350 kW ⁶

14-inch multicolor Head-Up Display ³
Assist steps, Black, wheel-to-wheel
Bed-mounted power outlets, 120-volt (4) and 240-volt (1)
Bed View Camera ³
Chevrolet Digital Key, smartphone vehicle entry and power operation
Chevytec spray-on bedliner ¹³ , black
Heated, 12-way power front seats and steering wheel
Multi-Flex Midgate with passthrough
Multi-Flex Tailgate with six functional load/access features
Offboard power, up to 10.2-kW, split-phase, AC power (requires accessory Power Bar and 19.2-kW charging module)
Power Hood
Rear Camera Mirror ³
Super Cruise ^{®14} hands-free driver assistance technology
Trailer Camera View ³ and provisions
Wireless device charging ¹⁵

1 Premium paint; additional charge. 2 On a full charge. Actual range may vary based on several factors, including ambient temperature, terrain, battery age and condition, loading, and how you use and maintain your vehicle. 3 Safety or driver assistance features are no substitute for the driver's responsibility to operate the vehicle in a safe manner. Read the vehicle Owner's Manual for important safety and driver assistance feature limitations and information. 4 Services subject to user terms and limitations. Certain services require working electrical system, cell reception and GPS signal. OnStar links to emergency services. See <https://www.gmenvolve.com/software/onstar> for details. 5 Actual charge times will vary based on battery starting state of charge, battery condition, output of charger, vehicle settings and outside temperature. See the vehicle Owner's Manual for additional limitations. 6 Requires public DC Fast Charger. Actual charge times will vary based on battery starting state of charge, battery condition, output of charger, vehicle settings and outside temperature. See the vehicle Owner's Manual for additional limitations. 7 May require a new outlet, sold separately, and professional installation. Actual charge times will vary based on battery condition, output of charger, vehicle settings and battery temperature. See the Owner's Manuals for your vehicle and charger for additional details and limitations. 8 Feature may be limited when the battery temperatures are extremely cold or hot or when battery is near full charge. Always use the brake pedal when you need to stop immediately. See the Owner's Manual for details. 9 Service varies with conditions and location. Requires active service plan. See onstar.com for details and limitations. Vehicle must be on or in the accessory position for Wi-Fi to function. 10 Google built-in services are subject to limitations and availability may vary by vehicle, infotainment system, and location. Select service plan required. Certain Google actions and functionality may require account linking. User terms and privacy statements apply. Google, Android Auto, Google Play and Google Maps are trademarks of Google LLC. 11 All SiriusXM services require a subscription. Service subject to the SiriusXM Customer Agreement and Privacy Policy, visit www.siriusxm.com to see complete terms and how to cancel, which includes calling 1-866-635-2349. Some services, content and features are subject to device capabilities, an active data connection enabled in the vehicle and location availability. Certain features and/or content may not be available unless an active data connection is enabled in the vehicle. Content varies by SiriusXM subscription plan. All fees, content and features are subject to change. SiriusXM and related logos are trademarks of Sirius XM Radio Inc. and its respective subsidiaries. 12 Not compatible with all devices. 13 Does not include spray-on liner on tailgate due to Black composite inner panel. 14 Always pay attention while driving and when using Super Cruise. Do not use a hand-held device. Requires active Super Cruise plan or trial. Terms apply. Visit <https://www.chevrolet.com/super-cruise> for compatible roads and full details. 15 The system wirelessly charges one compatible mobile device. Some phones have built-in wireless charging technology and others require a special adapter/back cover. To check for phone or other device compatibility, see my.chevrolet.com/learn for details or consult your carrier.



envolve

2026 GMC SIERRA EV

AVAILABLE MODELS

Elevation	3SB/3SC
AT4	4SC/4SD
Denali	5SB/5SC/5SD

EXTERIOR COLORS



NOTE: Exterior colors vary by trim level. See Order Guide for details.

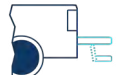
HIGHLIGHTS



GM-ESTIMATED
460 MILES
Of Range² with
Available Max
Range Battery



UP TO
12,500 LBS.
Max. Towing Capacity³



STANDARD
GMC MULTIPRO™
Tailgate

KEY STANDARD FEATURES

Features based on Elevation model with 3SB equipment group.

SAFETY + SECURITY

- Adaptive Cruise Control⁴
- Blind Zone Steering Assist⁴
- Buckle to Drive⁴
- Embedded OnStar® hardware, includes 8 years of OnStar Fleet Basics⁵
- Enhanced Automatic Emergency Braking⁴
- Enhanced Lane Keep Assist with Lane Departure Warning⁴
- Following Distance Indicator⁴
- Forward Collision Alert⁴
- Front and Rear Park Assist⁴
- Front Pedestrian and Bicyclist Braking⁴
- HD Surround Vision⁴
- IntelliBeam⁴ auto high beam control
- Intersection Automatic Emergency Braking⁴
- Rear Cross Traffic Braking⁴

- Rear Pedestrian Alert⁴
- Reverse Automatic Braking⁴
- Safety Alert Seat⁴
- Side Bicyclist Alert⁴
- PERFORMANCE**
- Battery system, Standard Range
- Drive system, Performance Dual Motor 4WD
- 4-wheel antilock disc brakes with regenerative Duralife™ brake rotors
- Level 2 (AC) charge rates up to 11.5 kW⁶
- 400-volt DC fast charging for public charging rates up to 220 kW⁷
- Dual Level Charge Cord, 120- and 240-volt capability⁸
- Electronic Precision Shift with Low selection for One-Pedal Driving⁹ capability

PRODUCTIVITY + DRIVE EXPERIENCE

- In-Vehicle Wi-Fi® Hotspot¹⁰ capable
- 11-inch diagonal Driver Information Center
- eTrunk™, lit, lockable and weatherproof compartment with 120-volt outlet, cargo tie-downs and drain holes
- GMC MultiPro™ Tailgate with six load/access features
- Google built-in¹¹ infotainment experience with 16.8-inch diagonal Premium GMC Infotainment System
- Heated, manual-folding outside mirrors
- Keyless Open and Start
- LED cargo area lighting with switch on instrument panel
- LED Daytime Running Lamps, headlamps and taillamps
- Remote vehicle starter system with preconditioning
- SiriusXM® with 360L¹²
- Universal Home Remote
- USB charging-only port¹³
- USB ports¹³ (2), Type-C
- Wireless device charging¹⁴

KEY AVAILABLE FEATURES

Optional features and packages vary by trim level. See Order Guide for details.

- Battery system, Extended Range
- Battery system, Max Range
- 14-inch diagonal multicolor Head-Up Display⁴
- 800-volt DC fast charging for public charging rates up to 300 kW or 350 kW⁷
- Bed View Camera⁴
- Energy Transfer Pro with 7.2- or 10.2-kW split-phase, AC offboard power
- Enhanced Automatic Parking Assist⁴
- GMC MultiPro™ Midgate
- Level 2 (AC) charge rates up to 19.2 kW⁶
- ProGrade Trailering System¹⁵
- Rear Camera Mirror⁴
- Super Cruise®¹⁶ hands-free driver assistance technology

1 Premium paint; additional charge. Magnus Gray Matte: Special care required for matte paint. See vehicle Owner's Manual for more details. 2 On a full charge based on development testing and/or analytical projection consistent with SAE J1634 revision 2017 – MCT. Range subject to change prior to production. Actual range may vary based on several factors, including ambient temperature, terrain, battery age and condition, loading, and how you use and maintain your vehicle. EPA estimates not yet available. 3 GM estimated. Requires Elevation or Denali with available Extended Range battery. Maximum trailering ratings are intended for comparison purposes only. Before you buy a vehicle or use it for trailering, carefully review the Trailering section of the Owner's Manual. The trailering capacity of your specific vehicle may vary. The weight of passengers, cargo and options or accessories may reduce the amount you can trailer. 4 Safety or driver assistance features are no substitute for the driver's responsibility to operate the vehicle in a safe manner. Read the vehicle Owner's Manual for important safety and driver assistance feature limitations and information. 5 Services subject to user terms and limitations. Certain services require working electrical system, cell reception and GPS signal. OnStar links to emergency services. See <https://www.gmenvolve.com/software/onstar> for details. 6 Actual charge times will vary based on battery starting state of charge, battery condition, output of charger, vehicle settings and outside temperature. See the vehicle Owner's Manual for additional limitations. 7 Requires public DC Fast Charger. Actual charge times will vary based on battery starting state of charge, battery condition, output of charger, vehicle settings and outside temperature. See the vehicle Owner's Manual for additional limitations. 8 May require a new outlet, sold separately, and professional installation. Actual charge times will vary based on battery condition, output of charger, vehicle settings and battery temperature. See the Owner's Manuals for your vehicle and charger for additional details and limitations. 9 Feature may be limited when the battery temperatures are extremely cold or hot or when battery is near full charge. Always use the brake pedal when you need to stop immediately. See the Owner's Manual for details. 10 Service varies with conditions and location. Requires active service plan. See onstar.com for details and limitations. Vehicle must be on or in the accessory position for Wi-Fi to function. 11 Google built-in services are subject to limitations and availability may vary by vehicle, infotainment system, and location. Select service plan required. Certain Google actions and functionality may require account linking. User terms and privacy statements apply. Google, Android Auto, Google Play and Google Maps are trademarks of Google LLC. 12 All SiriusXM services require a subscription. Service subject to the SiriusXM Customer Agreement and Privacy Policy, visit www.siriusxm.com to see complete terms and how to cancel, which includes calling 1-866-635-2349. Some services, content and features are subject to device capabilities, an active data connection enabled in the vehicle and location availability. Certain features and/or content may not be available unless an active data connection is enabled in the vehicle. Content varies by SiriusXM subscription plan. All fees, content and features are subject to change. SiriusXM and related logos are trademarks of Sirius XM Radio Inc. and its respective subsidiaries. 13 Not compatible with all devices. 14 The system wirelessly charges one compatible mobile device. Some phones have built-in wireless charging technology and others require a special adapter or back cover. To check for phone or other device compatibility, see my.gmc.com/learn for details or consult your carrier. 15 Before you buy a vehicle or use it for trailering, carefully review the Trailering section of the Owner's Manual. The trailering capacity of your specific vehicle may vary. The weight of passengers, cargo and options or accessories may reduce the amount you can trailer. 16 Always pay attention while driving and when using Super Cruise. Do not use a hand-held device. Requires active Super Cruise plan or trial. Terms apply. Visit <https://www.gmc.com/connectivity-technology/super-cruise> for compatible roads and full details.




envolve

2026 GMC HUMMER EV PICKUP

AVAILABLE MODELS

2 ^x Dual Motor e4WD	1SC
3 ^x Tri-Motor e4WD	1SD

EXTERIOR COLORS



2026 GMC HUMMER EV 2^x shown.

NOTE: Exterior colors vary by trim level. See Order Guide for details.

HIGHLIGHTS



GM-ESTIMATED
363 MILES
Of Range² for
HUMMER EV 3^x



AVAILABLE
13,000 LB.-FT.
GM-Estimated Torque



STANDARD
**ENERGY
TRANSFER
PRO**

KEY STANDARD FEATURES

Features based on 2^x Dual Motor e4WD model with 1SC equipment group.

SAFETY + SECURITY

- Adaptive Cruise Control³
- Embedded OnStar[®] hardware, includes 8 years of OnStar Fleet Basics⁴
- Enhanced Automatic Emergency Braking³
- Enhanced Automatic Parking Assist³
- Following Distance Indicator³
- Forward Collision Alert³
- Front Pedestrian Braking³
- HD Surround Vision³ with Trailer View Camera Provision
- IntelliBeam³ auto high beam control
- Lane Keep Assist with Lane Departure Warning³
- Rear Camera Mirror³
- Rear Cross Traffic Alert³
- Rear Pedestrian Alert³
- Reverse Automatic Braking³
- Safety Alert Seat³

- Trailer Side Blind Zone Alert³
- UltraVision⁵ underbody cameras, up to 18 available views

PERFORMANCE

- Drive system, Performance Dual Motor e4WD
- Level 2 (AC) charge rates up to 19.2 kW⁶
- 800-volt DC fast charging for public charging rates up to 300 kW⁷
- Continuous Damping Adaptive Ride Control
- Dual Level Charge Cord, 120- and 240-volt capability⁸
- Electronic Precision Shift with Low selection for One-Pedal Driving⁹ capability

PRODUCTIVITY + DRIVE EXPERIENCE

- 11-inch diagonal reconfigurable Driver Information Center
- 12-way power, heated and ventilated, premium front seats
- 120-volt power outlet (2) (1 bed-mounted, 1 console-mounted)
- All-weather durable rubber-over-vinyl flooring
- Cargo tie-downs (8), fixed, rated at 500 lbs.

- Energy Transfer Pro, 19.2-kW high voltage with vehicle-to-load, vehicle-to-vehicle and vehicle-to-home power capability (requires additional equipment)

- eTrunk[™], lit compartment with Infinity Roof Sky Panel storage capability, cargo tie-downs (4 rated at 110 lbs.) and 12-volt power outlet

- GMC MultiPro[™] Tailgate with six load/access features

- Google built-in¹⁰ infotainment experience with 13.4-inch diagonal color touch-screen

- Heated outboard rear seats and steering wheel

- Heated, power-adjustable outside mirrors

- Infinity Roof with removable opaque Sky Panels, includes 4 storage bags and removable front I-Bar

- Keyless Open and Start

- Power Hood

- Power Rear Drop Glass

- ProGrade Trailering System, includes Hitch Guidance³ with Hitch View³, Trailer Camera Views⁵ and Cargo Bed Camera Views⁵

- Rear Seat with Storage Package
- Remote vehicle starter system with preconditioning
- SiriusXM[®] with 360L¹¹
- Spray-on bedliner¹²
- Super Cruise^{®13} hands-free driver assistance technology
- In-Vehicle Wi-Fi[®] Hotspot¹⁴ capable
- Wireless device charging¹⁵

KEY AVAILABLE FEATURES

Optional features and packages vary by trim level. See Order Guide for details.

- Drive System, Performance Tri-Motor e4WD (1 front, 2 rear)
- 800-volt DC fast charging for public charging rates up to 350 kW⁷
- Extreme Off-Road Package (late availability)
- Full underbody skid plates (late availability)
- Infinity Roof with removable transparent Sky Panels
- Watts to Freedom¹⁶ launch experience

1 Premium paint; additional charge. Auburn Matte and Magnus Gray Matte: Special care required for matte paint. See vehicle Owner's Manual for more details. 2 Requires 3^x without Extreme Off-Road Package and available 24-module battery pack. On a full charge based on development testing and/or analytical projection consistent with SAE J1634 revision 2017 – MCT. Range subject to change prior to production. Actual range may vary based on several factors, including ambient temperature, terrain, battery age and condition, loading, and how you use and maintain your vehicle. 3 Safety or driver assistance features are no substitute for the driver's responsibility to operate the vehicle in a safe manner. Read the vehicle Owner's Manual for important safety and driver assistance feature limitations and information. 4 Services subject to user terms and limitations. Certain services require working electrical system, cell reception and GPS signal. OnStar links to emergency services. See <https://www.gmenvolve.com/software/onstar> for details. 5 Safety or driver assistance features are no substitute for the driver's responsibility to operate the vehicle in a safe manner. Read the vehicle Owner's Manual for important feature limitations and information. Some camera views require available accessory camera and installation. Not compatible with all trailers. See your dealer for details. 6 Actual charge times will vary based on battery starting state of charge, battery condition, output of charger, vehicle settings and outside temperature. See the vehicle Owner's Manual for additional limitations. 7 Requires public DC Fast Charger. Actual charge times will vary based on battery starting state of charge, battery condition, output of charger, vehicle settings and battery temperature. See the Owner's Manuals for your vehicle and charger for additional details and limitations. 8 May require a new outlet, sold separately, and professional installation. Actual charge times will vary based on battery condition, output of charger, vehicle settings and battery temperature. See the Owner's Manual for details. 9 Feature may be limited when the battery temperatures are extremely cold or hot or when battery is near full charge. Always use the brake pedal when you need to stop immediately. See Owner's Manual for details. 10 Google built-in services are subject to limitations and availability may vary by vehicle, infotainment system, and location. Select service plan required. Certain Google actions and functionality may require account linking. User terms and privacy statements apply. Google, Android Auto, Google Play and Google Maps are trademarks of Google LLC. 11 All SiriusXM services require a subscription. Service subject to the SiriusXM Customer Agreement and Privacy Policy, visit www.siriusxm.com to see complete terms and how to cancel, which includes calling 1-866-635-2349. Some services, content and features are subject to device capabilities, an active data connection enabled in the vehicle and location availability. Certain features and/or content may not be available unless an active data connection is enabled in the vehicle. Content varies by SiriusXM subscription plan. All fees, content and features are subject to change. SiriusXM and related logos are trademarks of Sirius XM Radio Inc. and its respective subsidiaries. 12 Does not include spray-on liner on tailgate due to Black composite inner panel. 13 Always pay attention while driving and when using Super Cruise. Do not use a hand-held device. Requires active Super Cruise plan or trial. Terms apply. Visit <https://www.gmc.com/connectivity-technology/super-cruise> for compatible roads and full details. 14 Service varies with conditions and location. Requires active service plan. See onstar.com for details and limitations. Vehicle must be on or in the accessory position for Wi-Fi to function. 15 The system wirelessly charges one compatible mobile device. Some phones have built-in wireless charging technology and others require a special adapter or back cover. To check for phone or other device compatibility, see my.gmc.com/learn for details or consult your carrier. 16 Watts to Freedom is intended for use only on a closed course and should not be used on public roads. Read the vehicle Owner's Manual for important feature limitations and information.



2026 CHEVROLET BRIGHTDROP 400/600

AVAILABLE MODELS

BrightDrop 400 FWD or Dual Motor AWD	EJZ/EJY
BrightDrop 600 FWD or Dual Motor AWD	EJZ/EJY

EXTERIOR COLORS



Oyster
White

2026 Chevrolet BrightDrop 600 and 2026 Chevrolet BrightDrop 400 shown.

HIGHLIGHTS



GM-ESTIMATED
296 MILES
Of Range¹ on 600 AWD
with Optional Max Range
Battery Pack



AVAILABLE
**OFFBOARD
POWER**
7.2-kW Split-Phase,
AC Power, Includes
11.5-kW High-Voltage
Charging Module



UP TO
614.7 CU. FT.
Max. Cargo Volume²
with BrightDrop 600

KEY STANDARD FEATURES

Features based on BrightDrop 400/600 models with EJZ/EJY equipment group.

SAFETY + SECURITY

- Adaptive Cruise Control³
- Blind Zone Steering Assist³
- Buckle to Drive³
- Embedded OnStar[®] hardware, includes 8 years of OnStar Fleet Basics⁴
- Enhanced Automatic Emergency Braking³
- Following Distance Indicator³
- Forward Collision Alert³
- Front and Rear Park Assist³
- Front Pedestrian and Bicyclist Braking³
- HD Surround Vision³
- IntelliBeam³ auto high beam control
- Intersection Automatic Emergency Braking³
- Lane Keep Assist with Lane Departure Warning³
- Rear Cross Traffic Braking³
- Reverse Automatic Braking³
- Safety Alert Seat³
- Speed Limit Assist³

- StabiliTrak[®] Electronic Stability Control System with Traction Control and Hill Start Assist
- Step Bumper View³
- Tire Pressure Monitoring System (excludes spare tire) with Tire Fill Alert and Tire Leak Detection

PERFORMANCE

- Battery system, Standard Range (GM-estimated range: up to 172 miles¹ [400 models]; up to 170 miles¹ [600 FWD]; up to 176 miles¹ [600 AWD])
- Drive system, FWD, 1 motor (electric drive unit) (233 hp/300 lb.-ft. of torque) or Dual Motor AWD (300 hp/390 lb.-ft. of torque)
- 12-volt battery with rundown protection, 800 cold-cranking amps with 80 amp-hour rating
- Level 2 (AC) charge rates up to 19.2 kW⁵
- 400-volt DC fast charging for charging rates up to 120 kW⁶
- Auto Vehicle Hold
- Electronic Precision Shift
- One-Pedal Driving⁷ capability

PRODUCTIVITY + DRIVE EXPERIENCE

- In-Vehicle Wi-Fi[®] Hotspot⁸ capable
- 11-inch diagonal Driver Information Center
- 12-volt auxiliary power outlet
- 110-volt power outlets (2)
- All-weather, front cabin area floor covering
- Automatic climate control
- Cargo tie-downs (up to 6 with 400 models, 8 with 600 models)
- Delivery Mode, automates repetitive tasks for the driver to speed package delivery
- Google built-in⁹ infotainment experience with 11.3-inch diagonal advanced color LCD display
- Heated driver-seat cushion and seatback
- Heated, power-adjustable outside mirrors with puddle lamps
- Heated steering wheel
- LED headlamps, taillamps, Daytime Running Lamps and turn signal indicators
- Passenger jump seat
- Push Button Start
- Rainsense[™] front wipers
- Rear step bumper
- Remote Keyless Entry¹⁰

- Remote Start
- Roll-up rear cargo door
- Storage bins (upper instrument panel on driver side, upper instrument panel on curbside, lower floor area on curbside)
- Upfitter¹¹ wiring provisions
- USB ports¹², Type-A (1) and Type-C (1), located within the instrument panel

KEY AVAILABLE FEATURES

Optional features and packages vary by trim level. See Order Guide for details.

- Battery system, Extended Range (GM-estimated range up to 200 miles¹ [400 FWD]; up to 199 miles¹ [400 AWD]; up to 203 miles¹ [600 FWD]; up to 204 miles¹ [600 AWD])
- Battery system, Max Range (GM-estimated range up to 285 miles¹ [400 model]; up to 296 miles¹ [600 model]) (AWD only)
- Black-painted steel wheels
- Offboard Power, 7.2-kW split-phase, AC power, includes 11.5-kW high-voltage charging module
- Power open/close bulkhead and passenger doors
- Spare tire with jack and tools
- Universal Vehicle Module

1 On a full charge based on development testing and/or analytical projection consistent with SAE J1634 revision 2017 – MCT. Range subject to change prior to production. Actual range may vary based on several factors, including ambient temperature, terrain, battery age and condition, loading, and how you use and maintain your vehicle. EPA estimates not yet available. 2 Cargo and load capacity limited by weight and distribution. 3 Safety or driver assistance features are no substitute for the driver's responsibility to operate the vehicle in a safe manner. Read the vehicle Owner's Manual for important safety and driver assistance feature limitations and information. 4 Services subject to user terms and limitations. Certain services require working electrical system, cell reception and GPS signal. OnStar links to emergency services. See <https://www.gmenvolve.com/software/onstar> for details. 5 Replaced with rates up to 11.5 kW when equipped with available power offboarding. Actual charge times will vary based on battery starting state of charge, battery condition, output of charger, vehicle settings and outside temperature. See the vehicle Owner's Manual for additional limitations. 6 Requires public DC Fast Charger. Actual charge times will vary based on battery starting state of charge, battery condition, output of charger, vehicle settings and outside temperature. See the vehicle Owner's Manual for additional limitations. 7 Feature may be limited when the battery temperatures are extremely cold or hot or when battery is near full charge. Always use the brake pedal when you need to stop immediately. See Owner's Manual for details. 8 Service varies with conditions and location. Requires active service plan. See onstar.com for details and limitations. Vehicle must be on or in the accessory position for Wi-Fi to function. 9 Google built-in services are subject to limitations and availability may vary by vehicle, infotainment system, and location. Select service plan required. Certain Google actions and functionality may require account linking. User terms and privacy statements apply. Google, Android Auto, Google Play and Google Maps are trademarks of Google LLC. 10 Lock/unlock feature requires automatic locks. Remote start requires GM factory-installed and enabled remote start system. See onstar.com for details and limitations. 11 Upfits from an independent supplier are not covered by the GM New Vehicle Limited Warranty. GM is not responsible for the safety and quality of independent supplier alterations. 12 Not compatible with all devices.



envolve



2026 Cadillac CT4 Sport shown.

CARS

CLICK VEHICLE NAME BELOW TO SEE DIMENSIONS + CAPACITIES 



2026 Cadillac CT4 Luxury shown.

2026 CADILLAC CT4

View Full Details

Overall length	187.2 in.
Overall width (w/o mirrors)	71.4 in.
Overall height	56 in.
Max. seating capacity	5
Head room (front/rear)	38.3 in./36.5 in.
Shoulder room (front/rear)	55.2 in./53.9 in.
Leg room (front/rear)	42.4 in./33.4 in.
Max. trunk volume ¹	10.7 cu. ft.

¹ Cargo and load capacity limited by weight and distribution.

CLICK VEHICLE NAME BELOW TO SEE DIMENSIONS + CAPACITIES



2026 Cadillac CT5 Premium Luxury shown.

2026 CADILLAC CT5

View Full Details

Overall length	193.8 in.
Overall width (w/o mirrors)	74.1 in.
Overall height	57.2 in.
Max. seating capacity	5
Head room (front/rear)	39 in./36.6 in.
Shoulder room (front/rear)	56.7 in./55.7 in.
Leg room (front/rear)	42.4 in./37.9 in.
Max. trunk volume ¹	11.9 cu. ft.

¹ Cargo and load capacity limited by weight and distribution.

CLICK VEHICLE NAME BELOW TO SEE DIMENSIONS + CAPACITIES



2026 Chevrolet Corvette Z06 3LZ shown.

2026 CHEVROLET CORVETTE

View Full Details

Overall length	182.3 in. (Stingray) 184.5 in. (Z06) 186.7 in. (ZR1)
Overall width (w/o mirrors)	76.1 in. (Stingray) 79.7 in. (Z06/ZR1)
Overall height	48.6 in.
Max. seating capacity	2
Head room (front)	37.9 in.
Shoulder room (front)	54.4 in.
Leg room (front)	42.8 in.
Max. trunk volume ¹	12.6 cu. ft. (Stingray/Z06) 9.1 cu. ft. (ZR1)

¹ Cargo and load capacity limited by weight and distribution.



envolve

CLICK VEHICLE NAME BELOW TO SEE DIMENSIONS + CAPACITIES



2026 Chevrolet Corvette E-Ray 1LZ shown.

2026 CHEVROLET CORVETTE E-RAY

View Full Details

Overall length	184.5 in.
Overall width (w/o mirrors)	79.7 in.
Overall height	48.6 in.
Max. seating capacity	2
Head room (front)	37.9 in.
Shoulder room (front)	54.4 in.
Leg room (front)	42.8 in.
Max. trunk volume ¹	12.5 cu. ft.

¹ Cargo and load capacity limited by weight and distribution.

2026 CADILLAC CT4

AVAILABLE MODELS

Luxury RWD or AWD	1SB
Premium Luxury RWD or AWD	1SD
Sport RWD or AWD	1SE

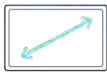
EXTERIOR COLORS

 Argent Silver Metallic ¹	 Black Raven	 Coastal Blue Metallic ¹	 Cyber Yellow Metallic ¹	 Deep Space Metallic ¹
 Midnight Sky Metallic ¹	 Radiant Red Tintcoat ¹	 Summit White	 Typhoon Metallic ¹	 Vibrant White Tricoat ¹

NOTE: Exterior colors vary by trim level. See Order Guide for details.

2026 Cadillac CT4 Luxury shown.

HIGHLIGHTS



AVAILABLE
12-INCH
Diagonal HD Color DIC



AVAILABLE
HUD
Color Head-Up Display²



AVAILABLE
SUPER CRUISE®³
Hands-Free Driver Assistance Technology

KEY STANDARD FEATURES

Features based on Luxury RWD model with 1SB equipment group.

SAFETY + SECURITY

Automatic Emergency Braking ²
Buckle to Drive ²
Embedded OnStar® hardware, includes 8 years of OnStar Fleet Basics ⁴ and 3 years of OnStar One Fleet ⁵
Following Distance Indicator ²
Forward Collision Alert ²
Front Pedestrian Braking ²
HD Rear Vision Camera ²
IntelliBeam ² auto high beam control
Lane Change Alert with Side Blind Zone Alert ²
Lane Keep Assist with Lane Departure Warning ²
Rear Cross Traffic Alert ²
Rear Park Assist ²
Safety Alert Seat ²

PERFORMANCE

2.0L Turbo engine (237 hp/258 lb.-ft. of torque) with 8-speed automatic transmission
Driver Mode Selector
Rear-wheel drive
PRODUCTIVITY + DRIVE EXPERIENCE
8-speaker premium audio system
12-volt power outlets (1 front, 1 rear)
Adaptive Remote Start
Cadillac user experience ⁶ with 8-inch diagonal HD color touch-screen
Dual-display reconfigurable color digital Driver Information Center
Dual-zone automatic climate control with humidity sensor
Front bucket seats with 12-way driver and 8-way front passenger adjustments
Heated front seats

Heated, leather-wrapped steering wheel with mounted controls for audio, phone and cruise control ²
Heated, power-adjustable outside mirrors with integrated turn signals indicators
Keyless Access and Keyless Start
SiriusXM® with 360L ⁷
Split-folding rear seat
USB ports ⁸ (2)
In-Vehicle Wi-Fi® Hotspot ⁹ capable
Wireless Apple CarPlay® ¹⁰ and Android Auto™ ¹¹ capable
Wireless device charging ¹²

KEY AVAILABLE FEATURES

Optional features and packages vary by trim level. See Order Guide for details.

2.7L Turbo engine (310 hp/350 lb.-ft. of torque) with 10-speed automatic transmission and Electronic Precision Shift
12-inch diagonal HD color reconfigurable Driver Information Center
Adaptive Cruise Control ²

All-wheel drive
Auto-dimming inside rearview mirror
Bose® 14-speaker premium surround sound audio system
Brembo® V Performance front 4-wheel antilock disc brakes with choice of red or blue front and rear calipers (Sport only)
Enhanced Automatic Emergency Braking ²
Front and Rear Park Assist ²
Front bucket seats with 14- or 18-way adjustments
HD Surround Vision ² with recorder
Head-Up Display ²
Odor and fine dust air filter
Power sunroof
Rainsense™ front wipers
Reverse Automatic Braking ²
Super Cruise® ³ hands-free driver assistance technology
Ventilated front seats

1 Premium paint; additional charge. 2 Safety or driver assistance features are no substitute for the driver's responsibility to operate the vehicle in a safe manner. Read the vehicle Owner's Manual for important safety and driver assistance feature limitations and information. 3 Always pay attention while driving and when using Super Cruise. Do not use a hand-held device. Requires active Super Cruise plan or trial. Terms apply. Visit <https://www.cadillac.com/technology/super-cruise> for compatible roads and full details. 4 Services subject to user terms and limitations. Certain services require working electrical system, cell reception and GPS signal. OnStar links to emergency services. See <https://www.gmenvolve.com/software/onstar> for details. 5 Services subject to user terms and limitations. Certain services require working electrical system, cell reception and GPS signal. OnStar links to emergency services. See <https://www.gmenvolve.com/software/onstar> for details. Availability subject to change. 6 Functionality varies by model. Full functionality requires compatible Bluetooth and smartphone. Some devices require USB connectivity. 7 All SiriusXM services require a subscription. Service subject to the SiriusXM Customer Agreement and Privacy Policy, visit www.siriusxm.com to see complete terms and how to cancel, which includes calling 1-866-635-2349. Some services, content and features are subject to device capabilities, an active data connection enabled in the vehicle and location availability. Certain features and/or content may not be available unless an active data connection is enabled in the vehicle. Content varies by SiriusXM subscription plan. All fees, content and features are subject to change. SiriusXM and related logos are trademarks of Sirius XM Radio Inc. and its respective subsidiaries. 8 Not compatible with all devices. 9 Service varies with conditions and location. Requires active service plan. See onstar.com for details and limitations. Vehicle must be on or in the accessory position for Wi-Fi to function. 10 Vehicle user interface is a product of Apple® and its terms and privacy statements apply. Requires compatible iPhone® and data plan rates apply. Apple CarPlay®, Siri®, iPhone® and Apple Music® are trademarks of Apple, Inc., registered in the U.S. and other countries. 11 Vehicle user interface is a product of Google, and its terms and privacy statements apply. Requires the Android Auto app on Google Play and a compatible Android™ smartphone. Data plan rates apply. You can check which smartphones are compatible at g.co/androidauto/requirements. Android and Android Auto are trademarks of Google LLC. Wireless use of Android Auto requires a compatible Android 11.0+ phone and compatible active data plan. Check g.co/androidauto/requirements for compatibility. 12 The system wirelessly charges one compatible mobile device. Some phones have built-in wireless charging technology and others require a special adapter/back cover. To check for phone or other device compatibility, see my.cadillac.com/learn for details or consult your carrier.



envolve

2026 CADILLAC CT5

AVAILABLE MODELS

Premium Luxury RWD or AWD	1SD
Sport RWD or AWD	1SE

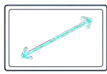
EXTERIOR COLORS

 Argent Silver Metallic ¹	 Black Raven	 Coastal Blue Metallic ¹	 Cyber Yellow Metallic ¹	 Deep Space Metallic ¹
 Midnight Sky Metallic ¹	 Radiant Red Tintcoat ¹	 Summit White	 Typhoon Metallic ¹	 Vibrant White Tricoat ¹

NOTE: Exterior colors vary by trim level. See Order Guide for details.

2026 Cadillac CT5 Premium Luxury shown.

HIGHLIGHTS



STANDARD
33-INCH
Diagonal LED
Color Display



AVAILABLE
ULTRAVIEW®
Power Sunroof



AVAILABLE
SUPER CRUISE®²
Hands-Free Driver
Assistance Technology

KEY STANDARD FEATURES

Features based on Premium Luxury RWD model with 1SD equipment group.

SAFETY + SECURITY

Adaptive Cruise Control ³
Blind Zone Steering Assist ³
Buckle to Drive ³
Embedded OnStar® hardware, includes 8 years of OnStar Fleet Basics ⁴ and 3 years of OnStar One Fleet ⁵
Enhanced Automatic Emergency Braking ³
Forward Collision Alert ³
Front Pedestrian and Bicyclist Braking ³
HD Rear Vision Camera ³
IntelliBeam ³ auto high beam control
Intersection Automatic Emergency Braking ³
Rear Cross Traffic Braking ³
Rear Pedestrian Alert ³
Reverse Automatic Braking ³
Safety Alert Seat ³

Side Bicyclist Alert ³
Tire Pressure Monitoring System
PERFORMANCE
2.0L Twin-Scroll Turbo engine (237 hp/258 lb.-ft. of torque)
10-speed automatic transmission
Driver Mode Selector
PRODUCTIVITY + DRIVE EXPERIENCE
In-Vehicle Wi-Fi® Hotspot ⁶ capable
12-volt power outlets (1 front, 1 rear)
16-way power, heated and ventilated front bucket seats with power lumbar massage
33-inch diagonal advanced color LED Display with Google built-in ⁷ infotainment experience
Adaptive Remote Start
AKG Premium Audio 15-speaker system
All-season, self-sealing tires
Carpeted floor mats, front and rear

Dual-zone automatic climate control
Heated, manual-folding, auto-dimming driver and passenger mirrors
Heated steering wheel with Alloy paddle shifters
Keyless Access and Keyless Start
Power tilt/telescoping steering column
Rainsense™ front wipers
Rear Seat Reminder ⁸
SD Card Reader
SiriusXM® with 360L ⁹
Split-folding rear seat
Super Cruise® ² hands-free driver assistance technology
Universal Home Remote
USB ports ¹⁰ (3)
Wireless Apple CarPlay® ¹¹ and Android Auto™ ¹² capable
Wireless device charging ¹³

KEY AVAILABLE FEATURES

Optional features and packages vary by trim level. See Order Guide for details.
3.0L Twin Turbo V6 engine (335 hp/405 lb.-ft. of torque)
18-way adjustable front seats
Adaptive Forward Lighting
All-wheel drive
Brembo® V Performance front brakes
Enhanced Automatic Parking Assist ³
Hands-Free Decklid Release with Cadillac Crest projection light
HD Surround Vision ³
Head-Up Display ³
Power-folding outside mirrors
Rear Camera Mirror ³
UltraView® dual-pane, power sunroof

1 Premium paint; additional charge. 2 Always pay attention while driving and when using Super Cruise. Do not use a hand-held device. Requires active Super Cruise plan or trial. Terms apply. Visit <https://www.cadillac.com/technology/super-cruise> for compatible roads and full details. 3 Safety or driver assistance features are no substitute for the driver's responsibility to operate the vehicle in a safe manner. Read the vehicle Owner's Manual for important safety and driver assistance feature limitations and information. 4 Services subject to user terms and limitations. Certain services require working electrical system, cell reception, and GPS signal. OnStar links to emergency services. See <https://www.gmenvolve.com/software/onstar> for details. 5 Services subject to user terms and limitations. Certain services require working electrical system, cell reception, and GPS signal. OnStar links to emergency services. See <https://www.gmenvolve.com/software/onstar> for details. Availability subject to change. 6 Service varies with conditions and location. Requires active service plan. See onstar.com for details and limitations. Vehicle must be on or in the accessory position for Wi-Fi to function. 7 Google built-in services are subject to limitations and availability may vary by vehicle, infotainment system, and location. Select service plan required. Certain Google actions and functionality may require account linking. User terms and privacy statements apply. Google, Android Auto, Google Play and Google Maps are trademarks of Google LLC. 8 Does not detect people or items. Always check rear seat before exiting vehicle. 9 All SiriusXM services require a subscription. Service subject to the SiriusXM Customer Agreement and Privacy Policy, visit www.siriusxm.com to see complete terms and how to cancel, which includes calling 1-866-635-2349. Some services, content and features are subject to device capabilities, an active data connection enabled in the vehicle and location availability. Certain features and/or content may not be available unless an active data connection is enabled in the vehicle. Content varies by SiriusXM subscription plan. All fees, content and features are subject to change. SiriusXM and related logos are trademarks of Sirius XM Radio Inc. and its respective subsidiaries. 10 Not compatible with all devices. 11 Vehicle user interface is a product of Apple® and its terms and privacy statements apply. Requires compatible iPhone® and data plan rates apply. Apple CarPlay®, Siri®, iPhone® and Apple Music® are trademarks of Apple, Inc., registered in the U.S. and other countries. 12 Vehicle user interface is a product of Google, and its terms and privacy statements apply. Requires the Android Auto app on Google Play and a compatible Android™ smartphone. Data plan rates apply. You can check which smartphones are compatible at g.co/androidauto/requirements. Android and Android Auto are trademarks of Google LLC. Wireless use of Android Auto requires a compatible Android 11.0+ phone and compatible active data plan. Check g.co/androidauto/requirements for compatibility. 13 The system wirelessly charges one compatible mobile device. Some phones have built-in wireless charging technology and others require a special adapter/back cover. To check for phone or other device compatibility, see my.cadillac.com/learn for details or consult your carrier.

2026 CHEVROLET CORVETTE

AVAILABLE MODELS

Stingray Coupe or Convertible	1LT/2LT/3LT
Z06 Coupe or Convertible	1LZ/2LZ/3LZ
ZR1 Coupe or Convertible	1LZ/3LZ

EXTERIOR COLORS

Arctic White

Black

Blade Silver Metallic

Competition Yellow Tintcoat Metallic¹

Hysteria Purple Metallic

Red Mist Metallic Tintcoat¹

Riptide Blue Metallic

Roswell Green Metallic¹

Sebring Orange Tintcoat¹

Torch Red

NOTE: Exterior colors vary by trim level. See Order Guide for details.

2026 Chevrolet Corvette Z06 3LZ shown.

HIGHLIGHTS



Z51
Available Performance Package on Stingray Models



UP TO
495 HP
Max. Available Horsepower with Stingray Models



STANDARD
8-SPEED
Dual-Clutch Transmission

KEY STANDARD FEATURES

Features based on Stingray model with 1LT equipment group.

SAFETY + SECURITY

- Automatic Emergency Braking²
- Embedded OnStar[®] hardware, includes 8 years of OnStar Fleet Basics³
- Forward Collision Alert²
- Front Pedestrian and Bicyclist Braking²
- HD Rear Vision Camera²
- IntelliBeam² auto high beam control
- Lane Keep Assist with Lane Departure Warning²
- Rear Camera Mirror²
- Rear Park Assist²

PERFORMANCE

- 6.2L LT2 V8 engine (490 hp/465 lb.-ft. of torque) (Stingray models)
- 4-wheel antilock disc brakes
- 8-speed dual-clutch transmission, includes manual and auto modes
- Active handling stability control
- All-speed Traction Control

PRODUCTIVITY + DRIVE EXPERIENCE

- 8-way power seats
- 14-inch diagonal cluster with driver information display
- Body-color roof panel, removable (Coupe only)
- Bose[®] premium 10-speaker system
- Carbon Flash Exterior Badge Package
- Dual-zone automatic climate control
- Floor console with auxiliary power outlet, 3 USB ports⁴, passenger grab handle and lockable storage
- Google built-in⁵ infotainment experience with 12.7-inch diagonal HD color display
- Heated, power-adjustable outside mirrors with integrated turn signal indicators
- Keyless Open and Start
- Leather-wrapped steering wheel with mounted controls
- LED headlamps
- Power tilt/telescoping steering column
- Remote Start
- Retractable, power-folding hardtop (Convertible only)

- SiriusXM[®] with 360L⁶
- In-Vehicle Wi-Fi[®] Hotspot⁷ capable
- Wireless Apple CarPlay^{®8} and Android Auto^{TM9} capable
- Wireless device charging¹⁰, located on center console

KEY AVAILABLE FEATURES

Optional features and packages vary by trim level. See Order Guide for details.

- 5.5L LT6 DOHC mid-engine with flat-plane crankshaft (670 hp/460 lb.-ft. of torque) (Z06 models)
- 5.5L LT7 DOHC V8 Twin-Turbo engine with flat-plane crankshaft (1,064 hp/828 lb.-ft. of torque) (ZR1 models)
- Black exhaust tips
- Bose[®] Performance Series Sound System with 14 speakers
- Brake caliper colors
- Color Head-Up Display² with three modes
- Competition Sport bucket seats
- Corvette Museum Delivery
- Custom leather-appointed stitching
- Custom Leather-Wrapped Interior Package

- Front lift adjustable height with memory, includes automatic headlamp leveling system
- HD Curb View Camera²
- Heated steering wheel
- Low-profile rear spoiler and front splitter
- Magnetic Selective Ride ControlTM (with or without Z51)
- Memory Driver and Passenger Convenience Package
- Performance Data Recorder and video recorder
- Performance exhaust, offers an estimated 5 hp and torque increase (Stingray only)
- Rear Cross Traffic Alert²
- Side Blind Zone Alert²
- Stealth Interior Trim Package
- Sueded Microfiber-Wrapped Upper Interior Trim Package
- Wireless device charging¹⁰, located on center console and between seatbacks

1 Premium paint; additional charge. 2 Safety or driver assistance features are no substitute for the driver's responsibility to operate the vehicle in a safe manner. Read the vehicle Owner's Manual for important safety and driver assistance feature limitations and information. 3 Services subject to user terms and limitations. Certain services require working electrical system, cell reception and GPS signal. OnStar links to emergency services. See <https://www.gmenvolve.com/software/onstar> for details. 4 Not compatible with all devices. 5 Google built-in services are subject to limitations and availability may vary by vehicle, infotainment system, and location. Select service plan required. Certain Google actions and functionality may require account linking. User terms and privacy statements apply. Google, Android Auto, Google Play and Google Maps are trademarks of Google LLC. 6 All SiriusXM services require a subscription. Service subject to the SiriusXM Customer Agreement and Privacy Policy, visit www.siriusxm.com to see complete terms and how to cancel, which includes calling 1-866-635-2349. Some services, content and features are subject to device capabilities, an active data connection enabled in the vehicle and location availability. Certain features and/or content may not be available unless an active data connection is enabled in the vehicle. Content varies by SiriusXM subscription plan. All fees, content and features are subject to change. SiriusXM and related logos are trademarks of Sirius XM Radio Inc. and its respective subsidiaries. 7 Service varies with conditions and location. Requires active service plan. See onstar.com for details and limitations. Vehicle must be on or in the accessory position for Wi-Fi to function. 8 Vehicle user interface is a product of Apple[®] and its terms and privacy statements apply. Requires compatible iPhone[®] and data plan rates apply. Apple CarPlay[®], Siri[®], iPhone[®] and Apple Music[®] are trademarks of Apple, Inc., registered in the U.S. and other countries. 9 Vehicle user interface is a product of Google, and its terms and privacy statements apply. Requires the Android Auto app on Google Play and a compatible AndroidTM smartphone. Data plan rates apply. You can check which smartphones are compatible at g.co/androidauto/requirements. Android and Android Auto are trademarks of Google LLC. Wireless use of Android Auto requires a compatible Android 11.0+ phone and compatible active data plan. Check g.co/androidauto/requirements for compatibility. 10 The system wirelessly charges one compatible mobile device. Some phones have built-in wireless charging technology and others require a special adapter or back cover. To check for phone or other device compatibility, see my.chevrolet.com/learn for details or consult your carrier.



envolve

2026 CHEVROLET CORVETTE E-RAY

AVAILABLE MODELS

E-Ray Coupe or Convertible

1LZ/2LZ/3LZ

EXTERIOR COLORS

Arctic White

Black

Blade Silver
Metallic

Competition
Yellow Tintcoat
Metallic¹

Hysteria Purple
Metallic

Red Mist
Metallic
Tintcoat¹

Riptide Blue
Metallic

Roswell Green
Metallic¹

Sebring Orange
Tintcoat¹

Torch Red

NOTE: Exterior colors vary by trim level. See Order Guide for details.

2026 Chevrolet Corvette E-Ray 1LZ shown.

CARS OVERVIEW

HIGHLIGHTS



STANDARD
**MAGNETIC
SELECTIVE RIDE
CONTROL™**



UP TO
655 HP
Available Total
Combined Horsepower²



STANDARD
**CARBON
CERAMIC
BRAKES**

KEY STANDARD FEATURES

Features based on E-Ray model with 1LZ equipment group.

SAFETY + SECURITY

Automatic Emergency Braking³

Embedded OnStar® hardware, includes 8 years of
OnStar Fleet Basics⁴

Forward Collision Alert³

Front Pedestrian and Bicyclist Braking³

HD Rear Vision Camera³

IntelliBeam³ auto high beam control

Lane Keep Assist with Lane Departure Warning³

Rear Camera Mirror³

Rear Park Assist³

PERFORMANCE

6.2L LT2 V8 engine (495 hp/470 lb.-ft. of torque) with HP1
electrified front axle propulsion (160 hp/125 lb.-ft. of torque)
for a total of 655 hp² combined

4-wheel antilock disc brakes, carbon ceramic, includes Dark
Gray Metallic-painted calipers

8-speed dual-clutch transmission, includes manual and
auto modes

Active handling stability control

All-speed Traction Control

Performance suspension with Magnetic Selective Ride Control™

PRODUCTIVITY + DRIVE EXPERIENCE

8-way power seats

14-inch diagonal cluster with driver information display

Body-color roof panel, removable (Coupe only)

Bose® premium 10-speaker system

Carbon Flash Exterior Badge Package

Color Head-Up Display³ with three modes

Dual-zone automatic climate control

Floor console with auxiliary power outlet, 3 USB ports⁵,
passenger grab handle and lockable storage

Google built-in⁶ infotainment experience with 12.7-inch
diagonal HD color display

Heated, power-adjustable outside mirrors with integrated
turn signal indicators

Keyless Open and Start

Leather-wrapped steering wheel with mounted controls

LED headlamps

Power tilt/telescoping steering column

Remote Start

Retractable, power-folding hardtop (Convertible only)

SiriusXM® with 360L⁷

In-Vehicle Wi-Fi® Hotspot⁸ capable

Wireless Apple CarPlay®⁹ and Android Auto™¹⁰ capable

Wireless device charging¹¹, located on center console

KEY AVAILABLE FEATURES

Optional features and packages vary by trim level. See Order Guide for details.

Black exhaust tips

Bose® Performance Series Sound System with 14 speakers

Brake caliper colors

Competition Sport bucket seats

Corvette Museum Delivery

Custom Interior Trim and Seat Combination

Custom leather-appointed stitching

Custom Leather-Wrapped Interior Package

Front lift adjustable height with memory, includes automatic
headlamp leveling system

HD Curb View Camera³

Heated and ventilated seats

Heated steering wheel

Memory Driver and Passenger Convenience Package

Performance Data Recorder and video recorder

Rear Cross Traffic Alert³

Removable roof panel, transparent, visible carbon fiber with
body-color surround or electrochromic-dimming (Coupe only)

Side Blind Zone Alert³

Stealth Interior Trim Package

Sueded Microfiber-Wrapped Upper Interior Trim Package

Wireless device charging¹¹, located on center console and
between seatbacks

ZER Performance Package

1 Premium paint; additional charge. 2 495 horsepower from the LT2 6.2L V8 engine plus 160 horsepower from the eAWD (electric drive unit). 3 Safety or driver assistance features are no substitute for the driver's responsibility to operate the vehicle in a safe manner. Read the vehicle Owner's Manual for important safety and driver assistance feature limitations and information. 4 Services subject to user terms and limitations. Certain services require working electrical system, cell reception and GPS signal. OnStar links to emergency services. See <https://www.gmenvolve.com/software/onstar> for details. 5 Not compatible with all devices. 6 Google built-in services are subject to limitations and availability may vary by vehicle, infotainment system and location. Select service plan required. Certain Google actions and functionality may require account linking. User terms and privacy statements apply. Google, Android Auto, Google Play, and Google Maps are trademarks of Google LLC. 7 All SiriusXM services require a subscription. Service subject to the SiriusXM Customer Agreement and Privacy Policy, visit www.siriusxm.com to see complete terms and how to cancel, which includes calling 1-866-635-2349. Some services, content and features are subject to device capabilities, an active data connection enabled in the vehicle and location availability. Certain features and/or content may not be available unless an active data connection is enabled in the vehicle. Content varies by SiriusXM subscription plan. All fees, content and features are subject to change. SiriusXM and related logos are trademarks of Sirius XM Radio Inc. and its respective subsidiaries. 8 Service varies with conditions and location. Requires active service plan. See onstar.com for details and limitations. Vehicle must be on or in the accessory position for Wi-Fi to function. 9 Vehicle user interface is a product of Apple® and its terms and privacy statements apply. Requires compatible iPhone® and data plan rates apply. Apple CarPlay®, Siri®, iPhone® and Apple Music® are trademarks of Apple, Inc., registered in the U.S. and other countries. 10 Vehicle user interface is a product of Google, and its terms and privacy statements apply. Requires the Android Auto app on Google Play and a compatible Android™ smartphone. Data plan rates apply. You can check which smartphones are compatible at g.co/androidauto/requirements. Android and Android Auto are trademarks of Google LLC. Wireless use of Android Auto requires a compatible Android 11.0+ phone and compatible active data plan. Check g.co/androidauto/requirements for compatibility. 11 The system wirelessly charges one compatible mobile device. Some phones have built-in wireless charging technology and others require a special adapter or back cover. To check for phone or other device compatibility, see my.chevrolet.com/learn for details or consult your carrier.



envolve



2025 Chevrolet Equinox LT shown.

SUV



envolve

CLICK VEHICLE NAME BELOW TO SEE SPECIFICATIONS 



2026 Buick Envista Preferred shown.

2026 BUICK ENVISTA

Overall length	182.6 in.
Overall width	71.5 in.
Overall height	61.2 in.
Max. seating capacity	5
Head room (front/rear) (w/o moonroof)	39.4 in./37.3 in.
Shoulder room (front/rear)	56 in./54.5 in.
Leg room (front/rear)	41.9 in./38.7 in.
Max. cargo volume ¹	42 cu. ft.

¹ With rear seat folded. Cargo and load capacity limited by weight and distribution.

CLICK VEHICLE NAME BELOW TO SEE SPECIFICATIONS 



2026 Chevrolet Trax ACTIV shown.

2026 CHEVROLET TRAX

Overall length	178.6 in.
Overall width (w/o mirrors)	71.8 in.
Overall height	61.4 in. (LS/1RS) 61.7 in. (LT/2RS/ACTIV)
Max. seating capacity	5
Head room (front/rear)	39.6 in./38.1 in.
Shoulder room (front/rear)	55.7 in./54.3 in.
Leg room (front/rear)	41.9 in./38.7 in.
Max. cargo volume ¹	54.1 cu. ft.

¹ With rear seat folded. Cargo and load capacity limited by weight and distribution.

CLICK VEHICLE NAME BELOW TO SEE SPECIFICATIONS 



2026 Chevrolet Trailblazer RS shown.

2026 CHEVROLET TRAILBLAZER

Overall length	174 in.
Overall width	71.2 in.
Overall height	64.2 in./64.7 in. (LS FWD/AWD) 65.2 in./65.6 in. (LT & ACTIV FWD/AWD) 65.3 in./65.6 in. (RS FWD/AWD)
Max. seating capacity	5
Head room (front/rear)	40 in./38.4 in. 38.3 in./36.8 in. (w/ sunroof)
Shoulder room (front/rear)	55.4 in./53.8 in.
Leg room (front/rear)	40.9 in./39 in.
Max. cargo volume ¹	54.4 cu. ft.

¹ With rear seat folded. Cargo and load capacity limited by weight and distribution.

CLICK VEHICLE NAME BELOW TO SEE SPECIFICATIONS 



2026 Buick Encore GX Preferred shown.

2026 BUICK ENCORE GX

Overall length	171.1 in.
Overall width	71.3 in.
Overall height (w/o roof rails)	64.1 in. (FWD) 64.4 in. (AWD)
Max. seating capacity	5
Head room (front/rear)	39.7 in./38.1 in. (w/o moonroof)
Shoulder room (front/rear)	55.4 in./53.6 in.
Leg room (front/rear)	40.9 in./36 in.
Max. cargo volume ¹	50.2 cu. ft.

¹ With rear seat folded. Cargo and load capacity limited by weight and distribution.

CLICK VEHICLE NAME BELOW TO SEE SPECIFICATIONS 



2026 Chevrolet Equinox LT shown.

2026 CHEVROLET EQUINOX

Overall length	183.2 in.
Overall width (w/o mirrors)	74.9 in.
Overall height	65.6 in.
Max. seating capacity	5
Head room (front/rear)	40 in./39.2 in.
Shoulder room (front/rear)	57.7 in./55.8 in.
Leg room (front/rear)	40.9 in./39.9 in.
Max. cargo volume ¹	63.5 cu. ft.
Max. trailering capacity ² (when properly equipped)	1,500 lbs.

¹ With rear seats folded. Cargo and load capacity limited by weight and distribution. ² Maximum trailering ratings are intended for comparison purposes only. Before you buy a vehicle or use it for trailering, carefully review the Trailering section of the Owner's Manual. The trailering capacity of your specific vehicle may vary. The weight of passengers, cargo and options or accessories may reduce the amount you can trailer.

CLICK VEHICLE NAME BELOW TO SEE SPECIFICATIONS 



2026 GMC Terrain Elevation FWD shown.

2026 GMC TERRAIN

Overall length	181 in.
Overall width	74.5 in.
Overall height (w/o luggage rack)	65.8 in. (Elevation) 66.1 in. (AT4/Denali)
Max. seating capacity	5
Head room (front/rear)	40.5 in./39.2 in.
Shoulder room (front/rear)	57.7 in./55.7 in.
Leg room (front/rear)	43.9 in./39.7 in.
Max. cargo volume ¹	63.5 cu. ft.
Trailer capacity ² (when properly equipped)	1,500 lbs.

¹ With rear seats folded. Cargo and load capacity limited by weight and distribution. ² AWD models only. Maximum trailering ratings are intended for comparison purposes only. Before you buy a vehicle or use it for trailering, carefully review the Trailering section of the Owner's Manual. The trailering capacity of your specific vehicle may vary. The weight of passengers, cargo and options or accessories may reduce the amount you can trailer.

CLICK VEHICLE NAME BELOW TO SEE SPECIFICATIONS 



2026 Buick Envision Avenir AWD shown.

2026 BUICK ENVISION

Overall length	182.7 in.
Overall width (w/o mirrors)	74.1 in.
Overall height	64.6 in.
Max. seating capacity	5
Head room (front/rear)	39.6 in./38.9 in.
Shoulder room (front/rear)	56.7 in./55.9 in.
Leg room (front/rear)	40.4 in./39.3 in.
Max. cargo volume ¹	52.7 cu. ft.

¹ With rear seat folded. Cargo and load capacity limited by weight and distribution.

CLICK VEHICLE NAME BELOW TO SEE SPECIFICATIONS 



2025 Cadillac XT4 Premium Luxury shown.

2025 CADILLAC XT4

Overall length	180.9 in.
Overall width (w/o mirrors)	76.7 in.
Overall height (with roof rails)	64.1 in.
Max. seating capacity	5
Head room (front/rear)	39.4 in./38.2 in.
Shoulder room (front/rear)	57 in./55.1 in.
Leg room (front/rear)	44.1 in./39.5 in.
Max. cargo volume ¹	48.9 cu. ft.
Max. trailering capacity ² (when properly equipped)	3,500 lbs.

¹ With rear seats folded. Cargo and load capacity limited by weight and distribution. ² Requires available (V92) Smart Towing. Maximum trailering ratings are intended for comparison purposes only. Before you buy a vehicle or use it for trailering, carefully review the Trailering section of the Owner's Manual. The trailering capacity of your specific vehicle may vary. The weight of passengers, cargo and options or accessories may reduce the amount you can trailer.

CLICK VEHICLE NAME BELOW TO SEE SPECIFICATIONS 



2026 Cadillac XT5 Sport shown.

2026 CADILLAC XT5

Overall length	189.6 in.
Overall width	74.9 in.
Overall height	66.1 in.
Max. seating capacity	5
Head room (front/rear)	39.7 in./38.4 in. (Luxury) 37.9 in./36.6 in. (Premium Luxury/Sport)
Shoulder room (front/rear)	58.3 in./56.3 in.
Leg room (front/rear)	41.2 in./39 in.
Max. cargo volume ¹	63 cu. ft.
Max. trailering capacity ² (when properly equipped)	3,500 lbs.

1 With rear seats folded. Cargo and load capacity limited by weight and distribution. 2 Requires available (V92) Smart Towing. Maximum trailering ratings are intended for comparison purposes only. Before you buy a vehicle or use it for trailering, carefully review the Trailering section of the Owner's Manual. The trailering capacity of your specific vehicle may vary. The weight of passengers, cargo and options or accessories may reduce the amount you can trailer.

CLICK VEHICLE NAME BELOW TO SEE SPECIFICATIONS 



2025 Chevrolet Blazer LT FWD shown.

2026 CHEVROLET BLAZER

Overall length	191.8 in.
Overall width (w/o mirrors)	76.7 in.
Overall height	67 in.
Max. seating capacity	5
Head room (front/rear)	39.8 in./38.6 in.
Shoulder room (front/rear)	59.1 in./58.6 in.
Leg room (front/rear)	41 in./39.6 in.
Max. cargo volume ¹	64.2 cu. ft.
Max. trailering capacity ² (when properly equipped)	4,500 lbs. (w/ 3.6L V6 engine)

¹ With rear seats folded. Cargo and load capacity limited by weight and distribution. ² Maximum trailering ratings are intended for comparison purposes only. Before you buy a vehicle or use it for trailering, carefully review the Trailering section of the Owner's Manual. The trailering capacity of your specific vehicle may vary. The weight of passengers, cargo and options or accessories may reduce the amount you can trailer.

CLICK VEHICLE NAME BELOW TO SEE SPECIFICATIONS 



2026 GMC Acadia AT4 AWD shown.

2026 GMC ACADIA

Overall length	203.9 in.
Overall width (w/o mirrors)	79.5 in. (Elevation/Denali) 79.9 in. (AT4)
Overall height (w/ luggage rack)	70.9 in. (Elevation) 72 in. (AT4) 71.4 in. (Denali)
Max. seating capacity	8
Head room (1st/2nd/3rd)	42.6 in./40 in./38.2 in.
Shoulder room (1st/2nd/3rd)	62 in./62 in./57.9 in.
Leg room (1st/2nd/3rd)	44.2 in./41.4 in./32.1 in.
Max. cargo volume ¹	97.5 cu. ft.
Max. trailering capacity ² (when properly equipped)	5,000 lbs.

1 With second and third rows folded. Cargo and load capacity limited by weight and distribution. 2 Maximum trailering ratings are intended for comparison purposes only. Before you buy a vehicle or use it for trailering, carefully review the Trailering section of the Owner's Manual. The trailering capacity of your specific vehicle may vary. The weight of passengers, cargo and options or accessories may reduce the amount you can trailer.



CLICK VEHICLE NAME BELOW TO SEE SPECIFICATIONS 



2026 Chevrolet Traverse LT FWD shown.

2026 CHEVROLET TRAVERSE

Overall length	204.4 in. 204.7 in. (Z71)
Overall width (w/o mirrors)	79.5 in. 79.9 in. (Z71)
Overall height	69.5 in. 70.6 in. (Z71)
Max. seating capacity	8
Head room (1st/2nd/3rd)	42.6 in./39.9 in./38.2 in.
Shoulder room (1st/2nd/3rd)	62.2 in./62.1 in./57.7 in.
Leg room (1st/2nd/3rd)	44.2 in./41.4 in./32.1 in.
Max. cargo volume ¹	97.6 cu. ft.
Max. trailering capacity ² (when properly equipped)	5,000 lbs.

¹ With second and third rows folded. Cargo and load capacity limited by weight and distribution. ² Maximum trailering ratings are intended for comparison purposes only. Before you buy a vehicle or use it for trailering, carefully review the Trailering section of the Owner's Manual. The trailering capacity of your specific vehicle may vary. The weight of passengers, cargo and options or accessories may reduce the amount you can trailer.



CLICK VEHICLE NAME BELOW TO SEE SPECIFICATIONS 



2026 Buick Enclave Preferred shown.

2026 BUICK ENCLAVE

Overall length	207.6 in.
Overall width (w/o mirrors)	79.6 in.
Overall height	70.9 in.
Max. seating capacity	7
Head room (1st/2nd/3rd)	42.6 in./39.9 in./38.2 in.
Shoulder room (1st/2nd/3rd)	62.1 in./62.1 in./57.7 in.
Leg room (1st/2nd/3rd)	44.2 in./41.4 in./32.1 in.
Max. cargo volume ¹	97.5 cu. ft.
Max. trailering capacity ² (when properly equipped)	5,000 lbs.

¹ With second and third rows folded. Cargo and load capacity limited by weight and distribution. ² Maximum trailering ratings are intended for comparison purposes only. Before you buy a vehicle or use it for trailering, carefully review the Trailering section of the Owner's Manual. The trailering capacity of your specific vehicle may vary. The weight of passengers, cargo and options or accessories may reduce the amount you can trailer.

CLICK VEHICLE NAME BELOW TO SEE SPECIFICATIONS 



2025 Cadillac XT6 Premium Luxury shown.

2025 CADILLAC XT6

Overall length	198.5 in.
Overall width	77.3 in.
Overall height	69.9 in.
Max. seating capacity	7
Head room (1st/2nd/3rd)	39.8 in./39.1 in./37.2 in.
Shoulder room (1st/2nd/3rd)	58.3 in./57.4 in./53.5 in.
Leg room (1st/2nd/3rd)	41.2 in./39.1 in./29.5 in.
Max. cargo volume ¹	78.7 cu. ft.
Max. trailering capacity ² (when properly equipped)	4,000 lbs.

1 With rear seats folded. Cargo and load capacity limited by weight and distribution. 2 Requires available (V92) Smart Towing. Maximum trailering ratings are intended for comparison purposes only. Before you buy a vehicle or use it for trailering, carefully review the Trailering section of the Owner's Manual. The trailering capacity of your specific vehicle may vary. The weight of passengers, cargo and options or accessories may reduce the amount you can trailer.

CLICK VEHICLE NAME BELOW TO SEE SPECIFICATIONS



2026 Chevrolet Tahoe LS shown.

2026 CHEVROLET TAHOE

View Full Details

Overall length	211.3 in.
Overall width (w/o mirrors)	81 in.
Overall height (2WD/4WD)	75.8 in./75.9 in. (LS) 76.7 in./76.7 in. (LT) 76.8 in./76.3 in. (RST) 76.3 in. (Z71) 76.8 in./76.7 in. (Premier) 76.4 in./76.4 in. (High Country)
Max. seating capacity	9
Head room (1st/2nd/3rd)	42.3 in./38.9 in./38.2 in.
Shoulder room (1st/2nd/3rd)	65.6 in./64.6 in./62.7 in.
Leg room (1st/2nd/3rd)	44.5 in./42 in./34.9 in.
Max. cargo volume ¹	122.7 cu. ft.
Max. trailering capacity ² (when properly equipped)	8,400 lbs. (w/ 5.3L EcoTec3 V8 engine)

1 With second and third rows folded. Cargo and load capacity limited by weight and distribution. 2 With available (NHT) Max Trailering Package. Maximum trailering ratings are intended for comparison purposes only. Before you buy a vehicle or use it for trailering, carefully review the Trailering section of the Owner's Manual. The trailering capacity of your specific vehicle may vary. The weight of passengers, cargo and options or accessories may reduce the amount you can trailer.

CLICK VEHICLE NAME BELOW TO SEE SPECIFICATIONS



2026 Chevrolet Suburban LS shown.

2026 CHEVROLET SUBURBAN

View Full Details

Overall length	226.3 in.
Overall width (w/o mirrors)	81 in.
Overall height (2WD/4WD)	75.6 in./75.7 in. (LS) 76.6 in./76.1 in. (LT/RST) 76.1 in. (Z71) 76.6 in./76.5 in. (Premier) 76.3 in./76.2 in. (High Country)
Max. seating capacity	9
Head room (1st/2nd/3rd)	42.3 in./38.9 in./38.2 in.
Shoulder room (1st/2nd/3rd)	65.6 in./64.6 in./62.8 in.
Leg room (1st/2nd/3rd)	44.5 in./42 in./36.7 in.
Max. cargo volume ¹	144.5 cu. ft.
Max. trailering capacity ² (when properly equipped)	8,200 lbs. (w/ 5.3L EcoTec3 V8 engine)

1 With second and third rows folded. Cargo and load capacity limited by weight and distribution. 2 With available (NHT) Max Trailering Package. Maximum trailering ratings are intended for comparison purposes only. Before you buy a vehicle or use it for trailering, carefully review the Trailering section of the Owner's Manual. The trailering capacity of your specific vehicle may vary. The weight of passengers, cargo and options or accessories may reduce the amount you can trailer.

CLICK VEHICLE NAME BELOW TO SEE SPECIFICATIONS



2025 GMC Yukon Elevation shown.

2026 GMC YUKON/DENALI

View Full Details

Overall length	210.1 in.
Overall width (w/o mirrors)	81 in.
Overall height	76.5 in.
Max. seating capacity	8
Head room (1st/2nd/3rd)	42.3 in./38.9 in./38.2 in.
Shoulder room (1st/2nd/3rd)	65.5 in./64.7 in./62.7 in.
Leg room (1st/2nd/3rd)	44.5 in./42 in./34.9 in.
Max. cargo volume ¹	122.8 cu. ft.
Max. trailering capacity ² (when properly equipped)	8,400 lbs. (w/ 5.3L EcoTec3 V8 engine)

1 With second and third rows folded. Cargo and load capacity limited by weight and distribution. 2 With available (NHT) Max Trailering Package. Maximum trailering ratings are intended for comparison purposes only. Before you buy a vehicle or use it for trailering, carefully review the Trailering section of the Owner's Manual. The trailering capacity of your specific vehicle may vary. The weight of passengers, cargo and options or accessories may reduce the amount you can trailer.

CLICK VEHICLE NAME BELOW TO SEE SPECIFICATIONS



2025 GMC Yukon XL Denali 2WD shown.

2026 GMC YUKON XL/DENALI

View Full Details

Overall length	225.2 in.
Overall width (w/o mirrors)	81 in.
Overall height	76.5 in.
Max. seating capacity	8
Head room (1st/2nd/3rd)	42.3 in./38.9 in./38.2 in.
Shoulder room (1st/2nd/3rd)	65.5 in./64.7 in./62.8 in.
Leg room (1st/2nd/3rd)	44.5 in./42 in./36.7 in.
Max. cargo volume ¹	144.5 cu. ft.
Max. trailering capacity ² (when properly equipped)	8,200 lbs. (w/ 5.3L EcoTec3 V8 engine)

1 With second and third rows folded. Cargo and load capacity limited by weight and distribution. 2 With available (NHT) Max Trailering Package. Maximum trailering ratings are intended for comparison purposes only. Before you buy a vehicle or use it for trailering, carefully review the Trailering section of the Owner's Manual. The trailering capacity of your specific vehicle may vary. The weight of passengers, cargo and options or accessories may reduce the amount you can trailer.

CLICK VEHICLE NAME BELOW TO SEE SPECIFICATIONS 



2025 Cadillac Escalade Luxury shown.

2026 CADILLAC ESCALADE/ ESCALADE-V

[View Full Details](#)

Overall length	211.9 in.
Overall width	81 in.
Overall height	76.7 in.
Max. seating capacity	8
Head room (1st/2nd/3rd)	42.3 in./38.9 in./38.2 in.
Shoulder room (1st/2nd/3rd)	65.5 in./64.1 in./62.6 in.
Leg room (1st/2nd/3rd)	44.5 in./41.7 in./34.9 in.
Max. cargo volume ¹	120.5 cu. ft.
Max. trailering capacity ² (when properly equipped)	8,100 lbs. (w/ 6.2L V8 engine)

1 With second and third rows folded. Cargo and load capacity limited by weight and distribution. 2 Maximum trailering ratings are intended for comparison purposes only. Before you buy a vehicle or use it for trailering, carefully review the Trailering section of the Owner's Manual. The trailering capacity of your specific vehicle may vary. The weight of passengers, cargo and options or accessories may reduce the amount you can trailer.

CLICK VEHICLE NAME BELOW TO SEE SPECIFICATIONS



2025 Cadillac Escalade ESV Luxury RWD shown.

2026 CADILLAC ESCALADE ESV/ ESCALADE ESV-V

View Full Details

Overall length	226.9 in.
Overall width	81 in.
Overall height	76.4 in.
Max. seating capacity	8
Head room (1st/2nd/3rd)	42.3 in./38.9 in./38.2 in.
Shoulder room (1st/2nd/3rd)	65.4 in./64.1 in./62.8 in.
Leg room (1st/2nd/3rd)	44.5 in./41.7 in./36.7 in.
Max. cargo volume ¹	142.2 cu. ft.
Max. trailering capacity ² (when properly equipped)	8,000 lbs. (w/ 6.2L V8 engine)

1 With second and third rows folded. Cargo and load capacity limited by weight and distribution. 2 Maximum trailering ratings are intended for comparison purposes only. Before you buy a vehicle or use it for trailering, carefully review the Trailering section of the Owner's Manual. The trailering capacity of your specific vehicle may vary. The weight of passengers, cargo and options or accessories may reduce the amount you can trailer.

2026 BUICK ENVISTA

AVAILABLE MODELS

Preferred FWD	G02
Sport Touring FWD	G03
Avenir FWD	G04

EXTERIOR COLORS

Aquamarine Blue Metallic¹

Brilliant Red¹

Copper Ice Metallic¹

Ebony Twilight Metallic¹

Moonstone Gray Metallic¹

Ocean Blue Metallic¹

Summit White

White Frost Tricoat¹

2026 Buick Envista Preferred shown.

HIGHLIGHTS



STANDARD
11-INCH
Diagonal HD Color
Touch-Screen



UP TO
42 CU. FT.
Max. Cargo Space²



STANDARD
8 YEARS
OnStar® Fleet Basics³

NOTE: Exterior colors vary by trim level. See Order Guide for details.

KEY STANDARD FEATURES

Features based on Preferred FWD model with G02 equipment group.

SAFETY + SECURITY

- Buckle to Drive⁴
- Buick Driver Confidence, includes Automatic Emergency Braking⁴, Front Pedestrian Braking⁴, Lane Keep Assist with Lane Departure Warning⁴, Following Distance Indicator⁴, Forward Collision Alert⁴ and IntelliBeam⁴ auto high beam control
- Embedded OnStar® hardware, includes 8 years of OnStar Fleet Basics³
- HD Rear Vision Camera⁴
- Rear Park Assist⁴
- Tire Pressure Monitoring System (excludes spare tire) with Tire Fill Alert

PERFORMANCE

- ECOTEC 1.2L Turbo engine (137 hp/162 lb.-ft. of torque), E85 compatible
- 4-wheel antilock disc brakes
- 6-speed automatic transmission
- Electric Parking Brake
- Hill Start Assist
- PRODUCTIVITY + DRIVE EXPERIENCE**
- 6-speaker premium audio system
- 8-inch diagonal fully digital, reconfigurable, color Driver Information Center
- 11-inch diagonal HD color touch-screen
- 12-volt power outlet
- 40/60 split-folding rear bench seat
- Buick QuietTuning™ with Active Noise Cancellation
- Cargo security cover
- Cruise control⁴
- Flat-bottom steering wheel

- Floor console with armrest
- Front and rear carpeted floor mats
- Heated, power-adjustable outside mirrors with turn signal indicators
- Keyless Start
- LED headlamps, taillamps and signature Daytime Running Lamps
- Power windows with Express-Down
- Rear Seat Reminder⁵
- Remote Start
- Single-zone automatic climate control
- SiriusXM®⁶
- Tilt/telescopic steering column
- USB ports⁷ (2) (1 Type-A, 1 Type-C), located in lower instrument panel
- USB ports⁷ (2) (Type-C), located on back of center console, charge-only
- In-Vehicle Wi-Fi® Hotspot⁸ capable
- Wireless Apple CarPlay®⁹ and Android Auto™¹⁰ capable

KEY AVAILABLE FEATURES

- Optional features and packages vary by trim level. See Order Guide for details.
- 8-way power driver seat with power lumbar
 - Adaptive Cruise Control⁴
 - Auto-dimming inside rearview mirror
 - Heated front seats
 - Heated, power-adjustable outside mirrors with turn signal indicators and auto-dimming driver-side mirror
 - Heated, wrapped steering wheel
 - Keyless Open
 - Lane Change Alert with Side Blind Zone Alert⁴
 - Power liftgate
 - Power, tilt-sliding moonroof with manual sunshade
 - Rainsense™ front wipers
 - Rear Cross Traffic Alert⁴
 - Wireless device charging¹¹

1 Premium paint; additional charge. 2 With rear seat folded. Cargo and load capacity limited by weight and distribution. 3 Services subject to user terms and limitations. Certain services require working electrical system, cell reception and GPS signal. OnStar links to emergency services. See <https://www.gmenvolve.com/software/onstar> for details. 4 Safety or driver assistance features are no substitute for the driver's responsibility to operate the vehicle in a safe manner. Read the vehicle Owner's Manual for important safety and driver assistance feature limitations and information. 5 Does not detect people or items. Always check rear seat before exiting vehicle. 6 All SiriusXM services require a subscription. Service subject to the SiriusXM Customer Agreement and Privacy Policy, visit www.siriusxm.com to see complete terms and how to cancel which includes calling 1-866-635-2349. Some services, content and features are subject to device capabilities, an active data connection enabled in the vehicle and location availability. All fees, content and features are subject to change. Content varies by subscription plan. SiriusXM and related logos are trademarks of Sirius XM Radio Inc. and its respective subsidiaries. 7 Not compatible with all devices. 8 Service varies with conditions and location. Requires active service plan. See onstar.com for details and limitations. Vehicle must be on or in the accessory position for Wi-Fi to function. 9 Vehicle user interface is a product of Apple® and its terms and privacy statements apply. Requires compatible iPhone® and data plan rates apply. Apple CarPlay®, Siri®, iPhone® and Apple Music® are trademarks of Apple, Inc., registered in the U.S. and other countries. 10 Vehicle user interface is a product of Google, and its terms and privacy statements apply. Requires the Android Auto app on Google Play and a compatible Android™ smartphone. Data plan rates apply. You can check which smartphones are compatible at g.co/androidauto/requirements. Android and Android Auto are trademarks of Google LLC. Wireless use of Android Auto requires a compatible Android 11.0+ phone and compatible active data plan. Check g.co/androidauto/requirements for compatibility. 11 The system wirelessly charges one compatible mobile device. Some phones have built-in wireless charging technology and others require a special adapter or back cover. To check for phone or other device compatibility, see my.buick.com/learn for details or consult your carrier.








envolve

2026 CHEVROLET TRAX

AVAILABLE MODELS

LS FWD	1LS	2RS FWD	2RS
1RS FWD	1RS	ACTIV FWD	1SA
LT FWD	1LT		

EXTERIOR COLORS

 Apex Red

 Cacti Green

 Cypress Gray

 Marina Blue Metallic¹

 Mosaic Black Metallic

 Sterling Gray Metallic

 Summit White

 White Sands

2026 Chevrolet Trax ACTIV shown.

NOTE: Exterior colors vary by trim level. See Order Guide for details.

HIGHLIGHTS



UP TO
54.1 CU. FT.
Max. Cargo Space²



STANDARD
60/40
Split-Folding Rear
Bench Seat



AVAILABLE
11-INCH
Diagonal HD Color
Touch-Screen

KEY STANDARD FEATURES

Features based on LS FWD model with 1LS equipment group.

SAFETY + SECURITY

- Buckle to Drive³
- Chevy Safety Assist, includes Automatic Emergency Braking³, Front Pedestrian Braking³, Lane Keep Assist with Lane Departure Warning³, Following Distance Indicator³, Forward Collision Alert³ and IntelliBeam³ auto high beam control
- Embedded OnStar[®] hardware, includes 8 years of OnStar Fleet Basics⁴
- Rear Vision Camera³
- Tire Pressure Monitoring System (excludes spare tire) with Tire Fill Alert

PERFORMANCE

- 1.2L Turbo engine (137 hp/162 lb.-ft. of torque), E85 compatible
- 4-wheel antilock disc brakes
- 6-speed automatic transmission
- StabiliTrak[®] Stability Control System

PRODUCTIVITY + DRIVE EXPERIENCE

- 60/40 split-folding rear bench seat
- 12-volt power outlet
- Active Noise Cancellation
- Carpeted floor mats, front
- Chevrolet Infotainment 3⁵ with 8-inch diagonal color touch-screen
- Cruise control³
- Floor console with armrest
- LED headlamps
- Manual liftgate
- SiriusXM^{®6}
- Tilt/telescoping steering column
- USB ports⁷ (2, includes 1 Type-A and 1 Type-C)
- In-Vehicle Wi-Fi[®] Hotspot⁸ capable
- Wireless Apple CarPlay^{®9} and Android Auto^{™10} capable

KEY AVAILABLE FEATURES

- Optional features and packages vary by trim level. See Order Guide for details.
- 6-speaker audio system
- 8-inch diagonal fully digital, reconfigurable, color Driver Information Center
- 8-way power driver seat with power lumbar
- Adaptive Cruise Control³
- Automatic climate control
- Cargo privacy cover
- Carpeted floor mats, rear
- Chevrolet Infotainment 3⁵ with 11-inch diagonal HD color touch-screen
- HD Rear Vision Camera³
- Heated front seats
- Heated outside mirrors
- Heated, wrapped steering wheel
- Lane Change Alert with Side Blind Zone Alert³

- Keyless Open and Start
- Power sunroof
- Rear Cross Traffic Alert³
- Rear Park Assist³
- Remote Start
- Roof rails
- USB charging-only ports⁷ (2, includes 1 Type-A and 1 Type-C)
- Wireless device charging¹¹

1 Premium paint; additional charge. 2 With rear seat folded. Cargo and load capacity limited by weight and distribution. 3 Safety or driver assistance features are no substitute for the driver's responsibility to operate the vehicle in a safe manner. Read the vehicle Owner's Manual for important safety and driver assistance feature limitations and information. 4 Services subject to user terms and limitations. Certain services require working electrical system, cell reception and GPS signal. OnStar links to emergency services. See <https://www.gmenvolve.com/software/onstar> for details. 5 Functionality varies by model. Full functionality requires compatible Bluetooth and smartphone. Some devices require USB connectivity. 6 All SiriusXM services require a subscription. Service subject to the SiriusXM Customer Agreement and Privacy Policy, visit www.siriusxm.com to see complete terms and how to cancel which includes calling 1-866-635-2349. Some services, content and features are subject to device capabilities, an active data connection enabled in the vehicle and location availability. All fees, content and features are subject to change. Content varies by subscription plan. SiriusXM and related logos are trademarks of Sirius XM Radio Inc. and its respective subsidiaries. 7 Not compatible with all devices. 8 Service varies with conditions and location. Requires active service plan. See onstar.com for details and limitations. Vehicle must be on or in the accessory position for Wi-Fi to function. 9 Vehicle user interface is a product of Apple[®] and its terms and privacy statements apply. Requires compatible iPhone[®] and data plan rates apply. Apple CarPlay[®], Siri[®], iPhone[®] and Apple Music[®] are trademarks of Apple, Inc., registered in the U.S. and other countries. 10 Vehicle user interface is a product of Google, and its terms and privacy statements apply. Requires the Android Auto app on Google Play and a compatible Android[™] smartphone. Data plan rates apply. You can check which smartphones are compatible at g.co/androidauto/requirements. Android and Android Auto are trademarks of Google LLC. Wireless use of Android Auto requires a compatible Android 11.0+ phone and compatible active data plan. Check g.co/androidauto/requirements for compatibility. 11 The system wirelessly charges one compatible mobile device. Some phones have built-in wireless charging technology and others require a special adapter or back cover. To check for phone or other device compatibility, see my.chevrolet.com/learn for details or consult your carrier.








envolve

2026 CHEVROLET TRAILBLAZER

AVAILABLE MODELS

LS FWD or AWD	1LS	RS FWD or AWD	1RS
LT FWD or AWD	1LT	ACTIV FWD or AWD	1SA

EXTERIOR COLORS

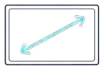


NOTE: Exterior colors vary by trim level. See Order Guide for details.

HIGHLIGHTS



UP TO
54.4 CU. FT.
Available Max.
Cargo Space²



STANDARD
11-INCH
Diagonal Color
Touch-Screen



STANDARD
1.2L TURBO
Engine with
E85 Compatibility

2026 Chevrolet Trailblazer RS shown.

KEY STANDARD FEATURES

Features based on LS FWD model with 1LS equipment group.

SAFETY + SECURITY

- Buckle to Drive³
- Chevy Safety Assist, includes Automatic Emergency Braking³, Front Pedestrian Braking³, Lane Keep Assist with Lane Departure³, Follow Distance Indicator³, Forward Collision Alert³ and IntelliBeam³ auto high beam control
- Embedded OnStar[®] hardware, includes 8 years of OnStar Fleet Basics⁴
- HD Rear Vision Camera³
- Tire Pressure Monitoring System (excludes spare tire) with Tire Pressure Display, Tire Fill Alert and Tire Inflator Kit

PERFORMANCE

- 1.2L Turbo engine (137 hp/162 lb.-ft. of torque), E85 compatible
- 4-wheel antilock disc brakes
- Continuously Variable Transmission (CVT)
- Electronic Parking Brake

PRODUCTIVITY + DRIVE EXPERIENCE

- 6-way manual driver seat
- 8-inch diagonal full-color reconfigurable Driver Information Center
- 11-inch diagonal HD color touch-screen
- 40/60 split-folding rear bench seat
- Cabin air filter
- Cruise control³
- Flat-folding front passenger seat
- Floor console with armrest
- Floor mats, front and rear
- Keyless Start
- LED headlamps
- SiriusXM^{®5}
- Steering wheel-mounted audio, Driver Information Center, Forward Collision Alert³ gap adjust and phone controls

- Tilt/telescoping steering column
- USB ports⁶, Type-A (1) and Type-C (1)
- In-Vehicle Wi-Fi[®] Hotspot⁷ capable
- Wireless Apple CarPlay^{®8} and Android Auto^{TM9} capable

KEY AVAILABLE FEATURES

Optional features and packages vary by trim level. See Order Guide for details.

- 1.3L Turbo engine (155 hp/174 lb.-ft. of torque)
- 8-way power driver seat with power lumbar
- 120-volt power outlet
- Adaptive Cruise Control³
- All-wheel drive with 9-speed automatic transmission
- Auto-dimming inside rearview mirror
- Bose[®] premium 7-speaker system
- Deep-tinted rear window and liftgate glass
- Driver and front passenger illuminated vanity mirrors, covered, sliding visors
- Dual-pane power panoramic sunroof

- Hands-free power programmable liftgate with LED logo projection
- Heated front seats and outside mirrors
- Heated, wrapped steering wheel
- Keyless Open
- Lane Change Alert with Side Blind Zone Alert³
- LED signature Daytime Running Lamps and taillamps
- Rear Cross Traffic Alert³
- Rear Park Assist³
- Remote Start
- Roof-mounted side rails
- Single-zone automatic climate control
- Two-tone roof (RS/ACTIV only)
- USB ports⁶, Type-A (1) and Type-C (1), charge-only, rear
- Wireless device charging¹⁰

1 Premium paint; additional charge. 2 With rear seat folded. Cargo and load capacity limited by weight and distribution. 3 Safety or driver assistance features are no substitute for the driver's responsibility to operate the vehicle in a safe manner. Read the vehicle Owner's Manual for important safety and driver assistance feature limitations and information. 4 Services subject to user terms and limitations. Certain services require working electrical system, cell reception and GPS signal. OnStar links to emergency services. See <https://www.gmenvolve.com/software/onstar> for details. 5 All SiriusXM services require a subscription. Service subject to the SiriusXM Customer Agreement and Privacy Policy, visit www.siriusxm.com to see complete terms and how to cancel which includes calling 1-866-635-2349. Some services, content and features are subject to device capabilities, an active data connection enabled in the vehicle and location availability. All fees, content and features are subject to change. Content varies by subscription plan. SiriusXM and related logos are trademarks of Sirius XM Radio Inc. and its respective subsidiaries. 6 Not compatible with all devices. 7 Service varies with conditions and location. Requires active service plan. See onstar.com for details and limitations. Vehicle must be on or in the accessory position for Wi-Fi to function. 8 Vehicle user interface is a product of Apple[®] and its terms and privacy statements apply. Requires compatible iPhone[®] and data plan rates apply. Apple CarPlay[®], Siri[®], iPhone[®] and Apple Music[®] are trademarks of Apple, Inc., registered in the U.S. and other countries. 9 Vehicle user interface is a product of Google, and its terms and privacy statements apply. Requires the Android Auto app on Google Play and a compatible Android[™] smartphone. Data plan rates apply. You can check which smartphones are compatible at g.co/androidauto/requirements. Android and Android Auto are trademarks of Google LLC. Wireless use of Android Auto requires a compatible Android 11.0+ phone and compatible active data plan. Check g.co/androidauto/requirements for compatibility. 10 The system wirelessly charges one compatible mobile device. Some phones have built-in wireless charging technology and others require a special adapter or back cover. To check for phone or other device compatibility, see my.chevrolet.com/learn for details or consult your carrier.



2026 BUICK ENCORE GX

AVAILABLE MODELS

Preferred FWD or AWD	1SB
Sport Touring FWD or AWD	1SD
Avenir FWD or AWD	1SL

EXTERIOR COLORS

 Aquamarine Blue Metallic¹

 Brilliant Red¹

 Copper Ice Metallic¹

 Ebony Twilight Metallic¹

 Moonstone Gray Metallic¹

 Ocean Blue Metallic¹

 Summit White

 White Frost Tricoat¹

2026 Buick Encore GX Preferred shown.

NOTE: Exterior colors vary by trim level. See Order Guide for details.

HIGHLIGHTS



UP TO
50.2 CU. FT.
Available Max.
Cargo Space²



STANDARD
11-INCH
Diagonal HD
Color Touch-Screen



STANDARD
40/60
Split-Folding Rear
Bench Seat

KEY STANDARD FEATURES

Features based on Preferred FWD model with 1SB equipment group.

SAFETY + SECURITY

- Buckle to Drive³
- Buick Driver Confidence, includes Automatic Emergency Braking³, Front Pedestrian Braking³, Forward Collision Alert³, Following Distance Indicator³, Lane Keep Assist with Lane Departure Warning³ and IntelliBeam³ auto high beam control
- Embedded OnStar[®] hardware, includes 8 years of OnStar Fleet Basics⁴
- HD Rear Vision Camera³
- Lane Change Alert with Side Blind Zone Alert³
- Rear Cross Traffic Alert³
- Tire Pressure Monitoring System (excludes spare tire) with Tire Fill Alert and Tire Pressure Display

PERFORMANCE

- 1.2L Turbo engine (137 hp/162 lb.-ft. of torque), E85 compatible
- 4-wheel antilock disc brakes
- Brake lining wear indicator
- Continuously Variable Transmission (CVT)
- Electric Parking Brake

PRODUCTIVITY + DRIVE EXPERIENCE

- 6-speaker audio system with enhanced performance
- 8-inch diagonal fully digital, reconfigurable, color Driver Information Center
- 40/60 split-folding rear bench seat
- Buick Infotainment System⁵ with 11-inch diagonal HD color touch-screen
- Buick QuietTuning[™] with Active Noise Cancellation
- Cruise control³
- Deep-tinted rear windows and liftgate glass
- Floor console with armrest
- Heated, power-adjustable outside mirrors
- Keyless Open and Start
- LED headlamps and signature Daytime Running Lamps
- Rear Seat Reminder⁶
- Remote Start
- Tilt/telescoping steering column
- USB ports⁷, Type-A (1) and Type-C (1), full-function, front row

- USB ports⁷, Type-A (1) and Type-C (1), charge-only, rear
- In-Vehicle Wi-Fi[®] Hotspot⁸ capable
- Wireless Apple CarPlay^{®9} and Android Auto^{™10} capable
- Wrapped steering wheel with mounted controls

KEY AVAILABLE FEATURES

Optional features and packages vary by trim level. See Order Guide for details.

- 1.3L Turbo engine (GM-estimated 155 hp/174 lb.-ft. of torque)
- 8-way power driver and front passenger seat with power lumbar
- 120-volt power outlet
- Adaptive Cruise Control³
- All-wheel drive with Driver Mode Selector and 9-speed automatic transmission
- Auto-dimming inside rearview mirror
- Bose[®] premium 7-speaker system with amplifier
- Dual-zone automatic climate control
- Fold-flat front passenger seat
- Hands-free power liftgate

- HD Surround Vision³
- Leather-appointed seating surfaces
- LED taillamps
- Memory settings for driver seat and outside mirrors
- Rainsense[™] front wipers
- Rear Camera Mirror³ with washer
- Rear Park Assist³
- SiriusXM^{®11}
- Tilt-sliding, power, panoramic moonroof
- Wireless device charging¹²

1 Premium paint; additional charge. 2 With rear seat folded. Cargo and load capacity limited by weight and distribution. 3 Safety or driver assistance features are no substitute for the driver's responsibility to operate the vehicle in a safe manner. Read the vehicle Owner's Manual for important safety and driver assistance feature limitations and information. 4 Services subject to user terms and limitations. Certain services require working electrical system, cell reception and GPS signal. OnStar links to emergency services. See <https://www.gmenvolve.com/software/onstar> for details. 5 Functionality varies by model. Full functionality requires compatible Bluetooth and smartphone. Some devices require USB connectivity. 6 Does not detect people or items. Always check rear seat before exiting vehicle. 7 Not compatible with all devices. 8 Service varies with conditions and location. Requires active service plan. See onstar.com for details and limitations. Vehicle must be on or in the accessory position for Wi-Fi to function. 9 Vehicle user interface is a product of Apple[®], and its terms and privacy statements apply. Requires compatible iPhone[®], and data plan rates apply. Apple CarPlay[®], Siri[®], iPhone[®] and Apple Music[®] are trademarks of Apple, Inc., registered in the U.S. and other countries. 10 Vehicle user interface is a product of Google, and its terms and privacy statements apply. Requires the Android Auto app on Google Play and a compatible Android[™] smartphone. Data plan rates apply. You can check which smartphones are compatible at g.co/androidauto/requirements. Android and Android Auto are trademarks of Google LLC. Wireless use of Android Auto requires a compatible Android 11.0+ phone and compatible active data plan. Check g.co/androidauto/requirements for compatibility. 11 All SiriusXM services require a subscription. Service subject to the SiriusXM Customer Agreement and Privacy Policy, visit www.siriusxm.com to see complete terms and how to cancel which includes calling 1-866-635-2349. Some services, content and features are subject to device capabilities, an active data connection enabled in the vehicle and location availability. All fees, content and features are subject to change. Content varies by subscription plan. SiriusXM and related logos are trademarks of Sirius XM Radio Inc. and its respective subsidiaries. 12 The system wirelessly charges one compatible mobile device. Some phones have built-in wireless charging technology, and others require a special adapter or back cover. To check for phone or other device compatibility, see my.buick.com/learn for details or consult your carrier.








envolve

2026 CHEVROLET EQUINOX

AVAILABLE MODELS

LT FWD or AWD	1LT/2LT
ACTIV FWD or AWD	XDB/KDZ
RS FWD or AWD	1RS/2RS

EXTERIOR COLORS

 Cacti Green

 Lakeshore Blue Metallic

 Mosaic Black Metallic

 Polar White¹

 Radiant Red Tintcoat¹

 Reef Blue Metallic

 Sterling Gray Metallic

 Summit White

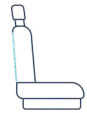
2026 Chevrolet Equinox LT shown.

NOTE: Exterior colors vary by trim level. See Order Guide for details.

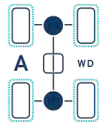
HIGHLIGHTS



STANDARD
11.3-INCH
Diagonal Advanced
Color LCD Display



AVAILABLE
8-WAY
Power Driver Seat



AVAILABLE
**ALL-WHEEL
DRIVE**

KEY STANDARD FEATURES

Features based on LT FWD model with 1LT equipment group.

SAFETY + SECURITY

Adaptive Cruise Control ²
Blind Zone Steering Assist ²
Buckle to Drive ²
Embedded OnStar [®] hardware, includes 8 years of OnStar Fleet Basics ³
Enhanced Automatic Emergency Braking ²
Forward Collision Alert ²
HD Rear Vision Camera ²
IntelliBeam ² auto high beam control
Intersection Automatic Emergency Braking ²
Lane Keep Assist with Lane Departure Warning ²
Occupant Presence Detection
Rear Cross Traffic Braking ²
Rear Park Assist ²
Reverse Automatic Braking ²
Safety Alert Seat ²
Side Bicyclist Alert ²

PERFORMANCE

1.5L Turbo engine (175 hp/203 lb.-ft. of torque)
Front-wheel drive with Continuously Variable Transmission

PRODUCTIVITY + DRIVE EXPERIENCE

In-Vehicle Wi-Fi [®] Hotspot ⁴ capable
11-inch diagonal Driver Information Center
12-volt power outlet, cargo area
Active Noise Cancellation
Auto heated steering wheel
Cargo area mat
Carpeted rear floor mats
Cloth seating
Deep-tinted rear glass
Google built-in ⁵ infotainment experience with 11.3-inch diagonal advanced color LCD display
Heated front bucket seats
Heated, power-adjustable outside mirrors

Keyless Open and Start
LED headlamps and taillamps
Remote Start
SiriusXM ^{®6}
USB ports ⁷ , Type-A (1) and Type-C (1), full-function, front row
USB ports ⁷ , Type-C (2), charge-only, rear
Wireless Apple CarPlay ^{®8} and Android Auto ^{TM9} capable

KEY AVAILABLE FEATURES

Optional features and packages vary by trim level. See Order Guide for details.

8-way power front seats with 2-way power lumbar control
All-wheel drive with 8-speed automatic transmission
AutoSense hands-free power programmable liftgate
Dual-glass, power-sliding panoramic sunroof with power sunshade
Dual-zone automatic climate control
Evotex seating

Front fog lamps
HD Surround Vision ²
Heated rear outboard seats
Heated wiper park
Rainsense TM front wipers
Rear Camera Mirror ² with washer
Rear Pedestrian Alert ²
Roof rails
Traffic Sign Recognition ¹⁰
Two-tone roof for contrasting color combinations
Ventilated front seats
Wireless device charging ¹¹

1 Premium paint; additional charge. 2 Safety or driver assistance features are no substitute for the driver's responsibility to operate the vehicle in a safe manner. Read the vehicle Owner's Manual for important safety and driver assistance feature limitations and information. 3 Services subject to user terms and limitations. Certain services require working electrical system, cell reception and GPS signal. OnStar links to emergency services. See <https://www.gmenvolve.com/software/onstar> for details. 4 Service varies with conditions and location. Requires active service plan. See onstar.com for details and limitations. Vehicle must be on or in the accessory position for Wi-Fi to function. 5 Google built-in services are subject to limitations and availability may vary by vehicle, infotainment system, and location. Select service plan required. Certain Google actions and functionality may require account linking. User terms and privacy statements apply. Google, Android Auto, Google Play and Google Maps are trademarks of Google LLC. 6 All SiriusXM services require a subscription. Service subject to the SiriusXM Customer Agreement and Privacy Policy, visit www.siriusxm.com to see complete terms and how to cancel which includes calling 1-866-635-2349. Some services, content and features are subject to device capabilities, an active data connection enabled in the vehicle and location availability. All fees, content and features are subject to change. Content varies by subscription plan. SiriusXM and related logos are trademarks of Sirius XM Radio Inc. and its respective subsidiaries. 7 Not compatible with all devices. 8 Vehicle user interface is a product of Apple[®] and its terms and privacy statements apply. Requires compatible iPhone[®] and data plan rates apply. Apple CarPlay[®], Siri[®], iPhone[®] and Apple Music[®] are trademarks of Apple, Inc., registered in the U.S. and other countries. 9 Vehicle user interface is a product of Google, and its terms and privacy statements apply. Requires the Android Auto app on Google Play and a compatible AndroidTM smartphone. Data plan rates apply. You can check which smartphones are compatible at g.co/androidauto/requirements. Android and Android Auto are trademarks of Google LLC. Wireless use of Android Auto requires a compatible Android 11.0+ phone and compatible active data plan. Check g.co/androidauto/requirements for compatibility. 10 For full functionality, Traffic Sign Recognition requires an active OnStar[®] plan. 11 The system wirelessly charges one compatible mobile device. Some phones have built-in wireless charging technology and others require a special adapter/back cover. To check for phone or other device compatibility, see my.chevrolet.com/learn for details or consult your carrier.








envolve

2026 GMC TERRAIN

AVAILABLE MODELS

Elevation FWD or AWD	3SA/3SB
AT4 AWD	4SB
Denali AWD	5SB

EXTERIOR COLORS

 Downpour Metallic¹

 Ebony Twilight Metallic¹

 Glacier White Tricoat¹

 Rapids Metallic¹

 Riverstone Metallic¹

 Sterling Metallic¹

 Summit White

 Volcanic Red Tintcoat¹

NOTE: Exterior colors vary by trim level. See Order Guide for details.

2026 GMC Terrain Elevation FWD shown.

HIGHLIGHTS



STANDARD
1.5L TURBO
Engine



STANDARD
**15-INCH
DIAGONAL**
Premium GMC
Infotainment System



IN-VEHICLE
**WI-FI®
HOTSPOT²**
Capable

KEY STANDARD FEATURES

Features based on Elevation FWD model with 3SA equipment group.

SAFETY + SECURITY

- Adaptive Cruise Control³
- Blind Zone Steering Assist³
- Buckle to Drive³
- Embedded OnStar® hardware, includes 8 years of OnStar Fleet Basics⁴
- Enhanced Automatic Emergency Braking³
- Following Distance Indicator³
- Forward Collision Alert³
- Front Pedestrian and Bicyclist Braking³
- HD Rear Vision Camera³
- IntelliBeam³ auto high beam control
- Intersection Automatic Emergency Braking³
- Lane Keep Assist with Lane Departure Warning³
- Rear Cross Traffic Braking³

- Rear Park Assist³
- Reverse Automatic Braking³
- Safety Seat Alert³
- Side Bicyclist Alert³
- PERFORMANCE**
- 1.5L Turbo engine (175 hp/203 lb.-ft. of torque)
- 16-inch front- and rear-sliding caliper disc brakes
- Continuously Variable Transmission (CVT)
- Drive Mode Selector
- PRODUCTIVITY + DRIVE EXPERIENCE**
- In-Vehicle Wi-Fi® Hotspot² capable
- 6-speaker audio system
- 11-inch diagonal multicolor Driver Information Center
- 12-volt power outlet
- Active Noise Cancellation
- Carpeted floor mats, front and rear

- Google built-in⁵ infotainment experience with 15-inch diagonal Premium GMC Infotainment System
- Heated front seats
- Heated, power-adjustable outside mirrors
- Heated steering wheel
- Keyless Open and Start
- LED headlamps and taillamps
- Remote panic alarm
- Remote Start
- SiriusXM®⁶
- USB ports⁷, Type-A (1) and Type-C (1), full-function, front row
- USB ports⁷, Type-C (2), charge-only, rear
- Wireless Apple CarPlay®⁸ and Android Auto™⁹ capable

KEY AVAILABLE FEATURES

Optional features and packages vary by trim level. See Order Guide for details.

- 8-way power driver seat with 2-way power lumbar
- All-wheel drive with 8-speed automatic transmission
- AutoSense hands-free power liftgate
- Dual-zone automatic climate control
- HD Surround Vision³
- Heater wiper park
- Panoramic power sunroof with sunshade
- Rainsense™ front wipers
- Rear Camera Mirror³ with washer
- Rear Pedestrian Alert³
- Traffic Sign Recognition¹⁰
- Trailer Package¹¹
- Universal Home Remote
- Ventilated front seats
- Wireless device charging¹²

1 Premium paint; additional charge. 2 Service varies with conditions and location. Requires active service plan. See onstar.com for details and limitations. Vehicle must be on or in the accessory position for Wi-Fi to function. 3 Safety or driver assistance features are no substitute for the driver's responsibility to operate the vehicle in a safe manner. Read the vehicle Owner's Manual for important safety and driver assistance feature limitations and information. 4 Services subject to user terms and limitations. Certain services require working electrical system, cell reception and GPS signal. OnStar links to emergency services. See https://www.gmenvolve.com/software/onstar for details. 5 Google built-in services are subject to limitations and availability may vary by vehicle, infotainment system, and location. Select service plan required. Certain Google actions and functionality may require account linking. User terms and privacy statements apply. Google, Android Auto, Google Play and Google Maps are trademarks of Google LLC. 6 All SiriusXM services require a subscription. Service subject to the SiriusXM Customer Agreement and Privacy Policy, visit www.siriusxm.com to see complete terms and how to cancel which includes calling 1-866-635-2349. Some services, content and features are subject to device capabilities, an active data connection enabled in the vehicle and location availability. All fees, content and features are subject to change. Content varies by subscription plan. SiriusXM and related logos are trademarks of Sirius XM Radio Inc. and its respective subsidiaries. 7 Not compatible with all devices. 8 Vehicle user interface is a product of Apple® and its terms and privacy statements apply. Requires compatible iPhone® and data plan rates apply. Apple CarPlay®, Siri®, iPhone® and Apple Music® are trademarks of Apple, Inc., registered in the U.S. and other countries. 9 Vehicle user interface is a product of Google, and its terms and privacy statements apply. Requires the Android Auto app on Google Play and a compatible Android™ smartphone. Data plan rates apply. You can check which smartphones are compatible at g.co/androidauto/requirements. Android and Android Auto are trademarks of Google LLC. Wireless use of Android Auto requires a compatible Android 11.0+ phone and compatible active data plan. Check g.co/androidauto/requirements for compatibility. 10 For full functionality, Traffic Sign Recognition requires an active OnStar® plan. 11 Before you buy a vehicle or use it for trailering, carefully review the Trailering section of the Owner's Manual. The trailering capacity of your specific vehicle may vary. The weight of passengers, cargo and options or accessories may reduce the amount you can trailer. 12 The system wirelessly charges one compatible mobile device. Some phones have built-in wireless charging technology and others require a special adapter or back cover. To check for phone or other device compatibility, see my.gmc.com/learn for details or consult your carrier.

envolve

2026 BUICK ENVISION

AVAILABLE MODELS

Preferred AWD	1SC
Sport Touring AWD	1SL
Avenir AWD	1SU

EXTERIOR COLORS


Brilliant Red¹


Ebony Twilight Metallic¹


Iridescent White Tricoat¹


Midnight Opal


Moonstone Gray Metallic¹


Quartz Blue Metallic¹


Summit White

NOTE: Exterior colors vary by trim level. See Order Guide for details.

2026 Buick Envision Avenir AWD shown.

HIGHLIGHTS



STANDARD
30-INCH
Ultra-Wide, Diagonal
LCD Display Screen



STANDARD
40/60
Split-Bench Rear Seat



STANDARD
2.0L TURBO
Engine

KEY STANDARD FEATURES

Features based on Preferred AWD model with 1SC equipment group.

SAFETY + SECURITY

- Adaptive Cruise Control²
- Blind Zone Steering Assist²
- Buckle to Drive²
- Embedded OnStar[®] hardware, includes 8 years of OnStar Fleet Basics³
- Enhanced Automatic Emergency Braking²
- Following Distance Indicator²
- Forward Collision Alert²
- Front Pedestrian and Bicyclist Braking²
- IntelliBeam² auto high beam control
- Intersection Automatic Emergency Braking²
- HD Surround Vision²
- Lane Keep Assist with Lane Departure Warning²
- Rear Cross Traffic Braking²
- Rear Park Assist²
- Rear Pedestrian Alert²
- Reverse Automatic Braking²

- Safety Alert Seat²
- Side Bicyclist Alert²

PERFORMANCE

- 2.0L Turbo engine (228 hp/258 lb.-ft. of torque)
- 4-wheel antilock disc brakes
- 5-link rear suspension
- 9-speed automatic transmission
- All-wheel drive
- Electronic Parking Brake

PRODUCTIVITY + DRIVE EXPERIENCE

- 8-way power driver seat with power lumbar
- 40/60 split-bench rear seat
- Auto-dimming inside rearview mirror
- Bose[®] premium 9-speaker system
- Buick QuietTuning[™] with Active Noise Cancellation
- Google built-in⁴ infotainment experience with ultra-wide, 30-inch diagonal LCD display screen

- Head-Up Display²
- Heated, power-adjustable and driver-side auto-dimming outside mirrors
- Keyless Open and Start
- Leather-wrapped steering wheel
- LED enhanced functionality headlamps, taillamps and Daytime Running Lamps
- Rear Seat Reminder⁵
- Remote Start
- Roof rails
- Single-zone automatic climate control
- SiriusXM^{®6}
- USB ports⁷ (4)
- In-Vehicle Wi-Fi[®] Hotspot⁸ capable
- Wireless Apple CarPlay^{®9} and Android Auto^{™10} capable
- Wireless device charging¹¹

KEY AVAILABLE FEATURES

- Optional features and packages vary by trim level. See Order Guide for details.
- 8-way power front passenger seat with power lumbar
 - 110-volt power outlet
 - Air Quality Indicator
 - Dual-zone automatic climate control
 - Hands-free power liftgate with LED logo projection
 - Heated front seats
 - Heated rear outboard seating positions
 - Heated steering wheel
 - Massage control for driver seat
 - Perforated, leather-appointed seating
 - Power panoramic, tilt-sliding moonroof
 - Rear Camera Mirror² with washer
 - Universal Home Remote
 - Ventilated front seats

1 Premium paint; additional charge. 2 Safety or driver assistance features are no substitute for the driver's responsibility to operate the vehicle in a safe manner. Read the vehicle Owner's Manual for important safety and driver assistance feature limitations and information. 3 Services subject to user terms and limitations. Certain services require working electrical system, cell reception and GPS signal. OnStar links to emergency services. See <https://www.gmenvolve.com/software/onstar> for details. 4 Google built-in services are subject to limitations and availability may vary by vehicle, infotainment system, and location. Select service plan required. Certain Google actions and functionality may require account linking. User terms and privacy statements apply. Google, Android Auto, Google Play and Google Maps are trademarks of Google LLC. 5 Does not detect people or items. Always check rear seat before exiting vehicle. 6 All SiriusXM services require a subscription. Service subject to the SiriusXM Customer Agreement and Privacy Policy, visit www.siriusxm.com to see complete terms and how to cancel which includes calling 1-866-635-2349. Some services, content and features are subject to device capabilities, an active data connection enabled in the vehicle and location availability. All fees, content and features are subject to change. Content varies by subscription plan. SiriusXM and related logos are trademarks of Sirius XM Radio Inc. and its respective subsidiaries. 7 Not compatible with all devices. 8 Service varies with conditions and location. Requires active service plan. See onstar.com for details and limitations. Vehicle must be on or in the accessory position for Wi-Fi to function. 9 Vehicle user interface is a product of Apple[®] and its terms and privacy statements apply. Requires compatible iPhone[®] and data plan rates apply. Apple CarPlay[®], Siri[®], iPhone[®] and Apple Music[®] are trademarks of Apple, Inc., registered in the U.S. and other countries. 10 Vehicle user interface is a product of Google, and its terms and privacy statements apply. Requires the Android Auto app on Google Play and a compatible Android[™] smartphone. Data plan rates apply. You can check which smartphones are compatible at g.co/androidauto/requirements. Android and Android Auto are trademarks of Google LLC. Wireless use of Android Auto requires a compatible Android 11.0+ phone and compatible active data plan. Check g.co/androidauto/requirements for compatibility. 11 The system wirelessly charges one compatible mobile device. Some phones have built-in wireless charging technology and others require a special adapter or back cover. To check for phone or other device compatibility, see my.buick.com/learn for details or consult your carrier.








envolve

2025 CADILLAC XT4

AVAILABLE MODELS

Premium Luxury FWD or AWD	1SD/1SE
Sport FWD or AWD	1SF/1SG

EXTERIOR COLORS



Argent Silver
Metallic



Crystal White
Tricoat¹



Deep Sea
Metallic¹



Emerald Lake
Metallic¹



Latte
Metallic¹



Midnight Sky
Metallic¹



Radiant Red
Tintcoat¹



Stellar Black
Metallic¹

NOTE: Exterior colors vary by trim level. See Order Guide for details.

2025 Cadillac XT4 Premium Luxury shown.

HIGHLIGHTS



UP TO
48.9 CU. FT.
Max. Cargo Space²



STANDARD
2.0L TURBO
Engine



STANDARD
33-INCH
Diagonal Advanced
Color LED Display

KEY STANDARD FEATURES

Features based on Premium Luxury FWD model with 1SD equipment group.

SAFETY + SECURITY

- Adaptive Cruise Control³
- Automatic Speed Limit Assist³
- Blind Zone Steering Assist³
- Embedded OnStar[®] hardware, includes 8 years of OnStar Fleet Basics⁴ and 3 years of OnStar One Fleet⁵
- Enhanced Automatic Emergency Braking³
- Enhanced Lane Keep Assist with Lane Departure Warning³
- Forward Collision Alert³
- Front Pedestrian and Bicyclist Braking³
- HD Surround Vision³
- IntelliBeam³ auto high beam control
- Intersection Automatic Emergency Braking³
- Rear Cross Traffic Braking³
- Rear Park Assist³
- Rear Pedestrian Alert³
- Reverse Automatic Braking³

- Safety Alert Seat³
- Side Bicyclist Alert³
- Tire Pressure Monitoring System (excludes spare tire) with Tire Fill Alert
- PERFORMANCE**
- 2.0L Turbo engine (235 hp/258 lb.-ft. of torque)
- 4-wheel antilock disc brakes with Duralife[™] brake rotors
- 9-speed automatic transmission
- Driver Mode Selector
- Hill Hold and Start Assist

PRODUCTIVITY + DRIVE EXPERIENCE

- In-Vehicle Wi-Fi[®] Hotspot⁶ capable
- 8-way power driver and 6-way power front passenger seat
- 60/40 split-folding rear seat
- Active Noise Cancellation
- Adaptive Remote Start

- Ambient accent lighting
- Auto-dimming inside rearview mirror
- Dual-zone automatic climate control
- Google built-in⁷ infotainment experience with curved 33-inch diagonal advanced color LED display
- Hands-free power liftgate with programmable memory height
- LED Daytime Running Lamps, headlamps, taillamps and front turn signals
- Lockable glovebox
- Power-folding, driver-side auto-dimming outside mirrors
- Rainsense[™] front wipers
- Rotary infotainment controller
- SiriusXM[®] with 360L⁸
- USB ports⁹ (4)
- Wireless Apple CarPlay^{®10} and Android Auto^{™11} capable

KEY AVAILABLE FEATURES

Optional features and packages vary by trim level. See Order Guide for details.

- 8-way power front passenger seat
- Active Sport Suspension with Continuous Damping Control (Sport only)
- AKG Premium 13-speaker system
- All-wheel drive
- Head-Up Display³
- Heated front seats and steering wheel
- Heated outboard rear seats
- Power tilt and slide dual panel sunroof
- Rear Camera Mirror³ with washer
- Trailer Package¹²
- Ventilated front seats
- Wireless device charging¹³

1 Premium paint; additional cost. 2 With rear seats folded. Cargo and load capacity limited by weight and distribution. 3 Safety or driver assistance features are no substitute for the driver's responsibility to operate the vehicle in a safe manner. Read the vehicle Owner's Manual for important feature limitations and information. 4 Services subject to user terms and limitations. Certain services require working electrical system, cell reception and GPS signal. OnStar links to emergency services. See <https://www.gmenvolve.com/software/onstar> for details. 5 Services subject to user terms and limitations. Certain services require working electrical system, cell reception and GPS signal. OnStar links to emergency services. See <https://www.gmenvolve.com/software/onstar> for details. Availability subject to change. 6 Service varies with conditions and location. Requires active service plan. See onstar.com for details and limitations. Vehicle must be on or in the accessory position for Wi-Fi to function. 7 Google built-in services are subject to limitations and availability may vary by vehicle, infotainment system, and location. Select service plan required. Certain Google actions and functionality may require account linking. User terms and privacy statements apply. Google, Android Auto, Google Play and Google Maps are trademarks of Google LLC. 8 All SiriusXM services require a subscription. Service subject to the SiriusXM Customer Agreement and Privacy Policy, visit www.siriusxm.com to see complete terms and how to cancel, which includes calling 1-866-635-2349. Some services, content and features are subject to device capabilities, an active data connection enabled in the vehicle and location availability. Certain features and/or content may not be available unless an active data connection is enabled in the vehicle. Content varies by SiriusXM subscription plan. All fees, content and features are subject to change. SiriusXM and related logos are trademarks of Sirius XM Radio Inc. and its respective subsidiaries. 9 Not compatible with all devices. 10 Vehicle user interface is a product of Apple[®] and its terms and privacy statements apply. Requires compatible iPhone[®] and data plan rates apply. Apple CarPlay[®], Siri[®], iPhone[®] and Apple Music[®] are trademarks of Apple, Inc., registered in the U.S. and other countries. 11 Vehicle user interface is a product of Google, and its terms and privacy statements apply. Requires the Android Auto app on Google Play and a compatible Android[™] smartphone. Data plan rates apply. You can check which smartphones are compatible at g.co/androidauto/requirements. Android and Android Auto are trademarks of Google LLC. 12 Before you buy a vehicle or use it for trailering, carefully review the Trailering section of the Owner's Manual. The trailering capacity of your specific vehicle may vary. The weight of passengers, cargo and options or accessories may reduce the amount you can trailer. 13 The system wirelessly charges one compatible mobile device. Some phones have built-in wireless charging technology and others require a special adapter/back cover. To check for phone or other device compatibility, see my.cadillac.com/learn for details or consult your carrier.










envolve

2026 CADILLAC XT5


AVAILABLE MODELS

Luxury FWD or AWD	1SA/1SB
Premium Luxury FWD or AWD	1SC/1SD
Sport AWD	1SF

EXTERIOR COLORS

 Argent Silver Metallic

 Crystal White Tricoat¹

 Emerald Lake Metallic¹

 Opulent Blue Metallic¹

 Radiant Red Tintcoat¹

 Stellar Black Metallic¹

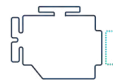
Cadillac 2026 XT5 Sport shown.

NOTE: Exterior colors vary by trim level. See Order Guide for details.

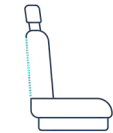
HIGHLIGHTS



UP TO
63 CU. FT.
Max. Cargo Space²



AVAILABLE
3.6L
V6 Engine



STANDARD
8-WAY
Power Driver Seat

KEY STANDARD FEATURES

Features based on Luxury FWD model with 1SA equipment group.

SAFETY + SECURITY

- Automatic Emergency Braking³
- Embedded OnStar[®] hardware, includes 8 years of OnStar Fleet Basics⁴ and 3 years of OnStar One Fleet⁵
- Following Distance Indicator³
- Forward Collision Alert³
- Front and Rear Park Assist³
- Front Pedestrian Braking³
- HD Rear Vision Camera³
- IntelliBeam³ auto high beam control
- Lane Keep Assist with Lane Departure Warning³
- Safety Alert Seat³
- Tire Pressure Monitoring System (excludes spare tire)

PERFORMANCE

- 2.0L Turbo engine (235 hp/258 lb.-ft. of torque)
- 9-speed automatic transmission
- Driver Mode Selector
- Electric Parking Brake
- Electronic Precision Shift

PRODUCTIVITY + DRIVE EXPERIENCE

- 60/40 split-folding, sliding and reclining rear seat with cargo area fold-down release
- Adaptive Remote Start
- Bose[®] premium 8-speaker system
- Cadillac user experience⁶ with 8-inch diagonal color information display
- Dual-zone automatic climate control
- Floor mats, color-keyed for all rows
- Heated, 8-way power driver seat and 6-way power front passenger seat
- Keyless Access, passive entry
- LED headlamps and Daytime Running Lamps
- Lockable glovebox
- Power liftgate with programmable memory height
- SiriusXM[®] with 360L⁷
- Universal Home Remote
- USB ports⁸ (4)

- In-Vehicle Wi-Fi[®] Hotspot⁹ capable
- Wireless Apple CarPlay^{®10} and Android Auto^{™11} capable

KEY AVAILABLE FEATURES

Optional features and packages vary by trim level. See Order Guide for details.

- 3.6L V6 engine (310 hp/271 lb.-ft. of torque)
- 8-inch diagonal color Driver Information Center
- Adaptive Cruise Control³
- Advanced Security Package
- Auto heated steering wheel
- Automatic Parking Assist³ with braking
- Bose[®] Performance Series 14-speaker system, includes Cadillac speaker grille pattern
- Cadillac user experience⁶ with embedded Navigation¹²
- Enhanced Automatic Emergency Braking³
- Hands-free power liftgate with Cadillac-branded projection light
- HD Surround Vision³
- Head-Up Display³

- Heated rear outboard seating positions
- Hitch Guidance³ with Hitch View³
- Lane Change Alert with Side Blind Zone Alert³
- Performance suspension with driver-selectable modes
- Power tilt/telescoping steering column
- Rainsense[™] front wipers
- Rear Camera Mirror³ with washer
- Rear Cross Traffic Alert³
- Rear Pedestrian Alert³
- Retractable rear cargo shade
- Reverse Automatic Braking³
- Tri-zone automatic climate control
- UltraView[®] power sunroof
- Ventilated front seats
- Wireless device charging¹³

AVAILABLE LIVERY PACKAGE (RPO: ZR3)

Includes Cadillac's Professional Vehicle Limited Warranty for 3 years or 150,000 miles¹⁴

1 Premium paint; additional cost. 2 With rear seats folded. Cargo and load capacity limited by weight and distribution. 3 Safety or driver assistance features are no substitute for the driver's responsibility to operate the vehicle in a safe manner. Read the vehicle Owner's Manual for important feature limitations and information. 4 Services subject to user terms and limitations. Certain services require working electrical system, cell reception and GPS signal. OnStar links to emergency services. See <https://www.gmenvolve.com/software/onstar> for details. 5 Services subject to user terms and limitations. Certain services require working electrical system, cell reception and GPS signal. OnStar links to emergency services. See <https://www.gmenvolve.com/software/onstar> for details. Availability subject to change. 6 Functionality varies by model. Full functionality requires compatible Bluetooth and smartphone. Some devices require USB connectivity. 7 All SiriusXM services require a subscription. Service subject to the SiriusXM Customer Agreement and Privacy Policy, visit www.siriusxm.com to see complete terms and how to cancel which includes calling 1-866-635-2349. Some services, content and features are subject to device capabilities, an active data connection enabled in the vehicle and location availability. Certain features and/or content may not be available unless an active data connection is enabled in the vehicle. Content varies by SiriusXM subscription plan. All fees, content and features are subject to change. SiriusXM and related logos are trademarks of Sirius XM Radio Inc. and its respective subsidiaries. 8 Not compatible with all devices. 9 Service varies with conditions and location. Requires active service plan. See onstar.com for details and limitations. Vehicle must be on or in the accessory position for Wi-Fi to function. 10 Vehicle user interface is a product of Apple[®] and its terms and privacy statements apply. Requires compatible iPhone[®] and data plan rates apply. Apple CarPlay[®], Siri[®], iPhone[®] and Apple Music[®] are trademarks of Apple, Inc., registered in the U.S. and other countries. 11 Vehicle user interface is a product of Google, and its terms and privacy statements apply. Requires the Android Auto app on Google Play and a compatible Android[™] smartphone. Data plan rates apply. You can check which smartphones are compatible at g.co/androidauto/requirements. Android and Android Auto are trademarks of Google LLC. Wireless use of Android Auto requires a compatible Android 11.0+ phone and compatible active data plan. Check g.co/androidauto/requirements for compatibility. 12 Map coverage available in the U.S., Puerto Rico and Canada. See onstar.com for details and limitations. 13 The system wirelessly charges one compatible mobile device. Some phones have built-in wireless charging technology and others require a special adapter/back cover. To check for phone or other device compatibility, see my.cadillac.com/learn for details or consult your carrier. 14 Whichever comes first. See dealer for limited warranty details.








envolve


2026 CHEVROLET BLAZER


AVAILABLE MODELS


LT FWD or AWD	2LT/3LT
RS FWD or AWD	1RS


EXTERIOR COLORS

Black

Habanero Orange

Radiant Red Tintcoat¹

Riptide Blue Metallic

Sterling Gray Metallic

2025 Chevrolet Blazer LT FWD shown.

NOTE: Exterior colors vary by trim level. See Order Guide for details.

HIGHLIGHTS



STANDARD
10.2-INCH
Diagonal HD Color
Touch-Screen



STANDARD
2.0L TURBO
Engine



UP TO
64.2 CU. FT.
Max. Cargo Space²

KEY STANDARD FEATURES

Features based on LT FWD model with 2LT equipment group.

SAFETY + SECURITY

- Buckle to Drive³
- Chevy Safety Assist, includes Automatic Emergency Braking³, Front Pedestrian Braking³, Lane Keep Assist with Lane Departure Warning³, Following Distance Indicator³, Forward Collision Alert³ and IntelliBeam³ auto high beam control
- Embedded OnStar[®] hardware, includes 8 years of OnStar Fleet Basics⁴
- HD Rear Vision Camera³
- Lane Change Alert with Side Blind Zone Alert³
- Rear Cross Traffic Alert³
- Rear Park Assist³
- Tire Pressure Monitoring System (excludes spare tire) with Tire Fill Alert

PERFORMANCE

- 2.0L Turbo engine (228 hp/258 lb.-ft. of torque)
- 9-speed automatic transmission
- Driver Mode Selector
- StabiliTrak[®] Electronic Stability Control System with Traction Control

PRODUCTIVITY + DRIVE EXPERIENCE

- 6-speaker audio system
- 8-way power driver seat with power lumbar
- Active Noise Cancellation
- Capless fuel fill
- Chevrolet Infotainment 3 Plus⁵ with 10.2-inch diagonal HD color touch-screen
- Cruise control³
- Deep-tinted glass on rear windows and liftgate
- Dual-zone automatic climate control
- Electronic lockable glove box
- Heated front seats
- Heated, power-adjustable outside mirrors
- Keyless Open and Start
- LED headlamps, Daytime Running Lamps and taillamps
- Manual tilt/telescoping steering column
- Power windows with Express-Down on all and driver Express-Up
- Rear Seat Reminder⁶

- Remote Start
- SiriusXM[®] with 360L⁷
- USB ports⁸ (4)
- In-Vehicle Wi-Fi[®] Hotspot⁹ capable
- Wireless Apple CarPlay^{®10} and Android Auto^{™11} capable

KEY AVAILABLE FEATURES

Optional features and packages vary by trim level. See Order Guide for details.

- 3.6L V6 engine (308 hp/270 lb.-ft. of torque) (RS only)
- 2 additional USB ports⁸, SD Card Reader and auxiliary input jack
- 6-way power front passenger seat
- 8-inch diagonal multicolor, reconfigurable Driver Information Center
- 120-volt power outlet
- Adaptive Cruise Control³
- Black two-tone roof
- Bose[®] premium 8-speaker audio system
- Chevrolet Infotainment 3 Premium⁵ with connected Navigation¹²
- Enhanced Automatic Emergency Braking³

- Hands-free power programmable liftgate
- HD Surround Vision³
- Heated, wrapped steering wheel
- Hitch Guidance³ with Hitch View³
- Memory settings for driver seat, outside mirrors and steering column
- Perforated, leather-appointed seating surfaces
- Power tilt/telescoping steering column
- Rear Camera Mirror³ with washer
- Safety Seat Alert³
- Tilt-sliding power panoramic sunroof with power sunshade
- Twin-clutch Advanced AWD
- Ventilated front seats
- Wireless device charging¹³

1 Premium paint; additional cost. 2 With rear seats folded. Cargo and load capacity limited by weight and distribution. 3 Safety or driver assistance features are no substitute for the driver's responsibility to operate the vehicle in a safe manner. Read the vehicle Owner's Manual for important feature limitations and information. 4 Services subject to user terms and limitations. Certain services require working electrical system, cell reception and GPS signal. OnStar links to emergency services. See <https://www.gmenvolve.com/software/onstar> for details. 5 Functionality varies by model. Full functionality requires compatible Bluetooth and smartphone. Some devices require USB connectivity. 6 Does not detect people or items. Always check rear seat before exiting vehicle. 7 All SiriusXM services require a subscription. Service subject to the SiriusXM Customer Agreement and Privacy Policy, visit www.siriusxm.com to see complete terms and how to cancel, which includes calling 1-866-635-2349. Some services, content and features are subject to device capabilities, an active data connection enabled in the vehicle and location availability. Certain features and/or content may not be available unless an active data connection is enabled in the vehicle. Content varies by SiriusXM subscription plan. All fees, content and features are subject to change. SiriusXM and related logos are trademarks of Sirius XM Radio Inc. and its respective subsidiaries. 8 Not compatible with all devices. 9 Service varies with conditions and location. Requires active service plan. See onstar.com for details and limitations. Vehicle must be on or in the accessory position for Wi-Fi to function. 10 Vehicle user interface is a product of Apple[®] and its terms and privacy statements apply. Requires compatible iPhone[®] and data plan rates apply. Apple CarPlay[®], Siri[®], iPhone[®] and Apple Music[®] are trademarks of Apple, Inc., registered in the U.S. and other countries. 11 Vehicle user interface is a product of Google, and its terms and privacy statements apply. Requires the Android Auto app on Google Play and a compatible Android[™] smartphone. Data plan rates apply. You can check which smartphones are compatible at g.co/androidauto/requirements. Android and Android Auto are trademarks of Google LLC. Wireless use of Android Auto requires a compatible Android 11.0+ phone and compatible active data plan. Check g.co/androidauto/requirements for compatibility. 12 Map coverage available in the U.S., Puerto Rico and Canada. See onstar.com for details and limitations. 13 The system wirelessly charges one compatible mobile device. Some phones have built-in wireless charging technology and others require a special adapter/back cover. To check for phone or other device compatibility, see my.chevrolet.com/learn for details or consult your carrier.




envolve


2026 GMC ACADIA

AVAILABLE MODELS


Elevation FWD or AWD	4SC/4SD
AT4 AWD	4SB
Denali FWD or AWD	5SA/5SB


EXTERIOR COLORS


 Crystal Metallic¹


 Downpour Metallic¹


 Ebony Twilight Metallic¹

 Glacier White Tricoat¹

 Riverstone Metallic¹

 Sterling Metallic¹

 Summit White

 Volcanic Red Tintcoat¹

NOTE: Exterior colors vary by trim level. See Order Guide for details.

2026 GMC Acadia AT4 AWD shown.

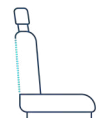
HIGHLIGHTS



UP TO
97.5 CU. FT.
Max. Cargo Space²



STANDARD
15-INCH
Diagonal Color
Touch-Screen



UP TO
8 STANDARD SEATING
On Elevation Model

KEY STANDARD FEATURES

Features based on Elevation FWD model with 4SC equipment group.

SAFETY + SECURITY

- Adaptive Cruise Control³
- Blind Zone Steering Assist³
- Buckle to Drive³
- Embedded OnStar[®] hardware, includes 3 years of OnStar Fleet Basics⁴
- Enhanced Automatic Emergency Braking³
- Following Distance Indicator³
- Forward Collision Alert³
- Front Pedestrian and Bicyclist Braking³
- HD Surround Vision³
- IntelliBeam³ auto high beam control
- Intersection Automatic Emergency Braking³
- Lane Keep Assist with Lane Departure Warning³
- Rear Camera Mirror³ with washer
- Rear Cross Traffic Braking³
- Rear Park Assist³
- Rear Pedestrian Alert³

- Reverse Automatic Braking³
- Safety Alert Seat³
- Side Bicyclist Alert³
- Tire Pressure Monitoring System (excludes spare tire), includes Tire Fill Alert

PERFORMANCE

- 2.5L Turbo engine (328 hp/326 lb.-ft. of torque)
- 8-speed automatic transmission
- Electronic Precision Shift

PRODUCTIVITY + DRIVE EXPERIENCE

- 8-way power driver seat with power lumbar
- 11-inch diagonal Driver Information Center
- 120-volt power outlet
- Active Noise Cancellation
- AutoSense hands-free power programmable liftgate
- Bose[®] premium 12-speaker audio system with subwoofer
- Heated front seats

- Heated, power-adjustable outside mirrors with integrated turn signal indicators
- Heated steering wheel
- Keyless Open and Start
- Premium GMC Infotainment System with 15-inch diagonal color touch-screen with Google built-in⁵ compatibility
- Remote Keyless Entry⁶
- Remote Start
- SiriusXM[®] with 360L⁷
- Trailer Package⁸, includes heavy-duty cooling system, Hitch Guidance³ with Hitch View³, 220-amp alternator, factory-installed hitch and 7-pin wiring harness
- Tri-zone automatic climate control
- USB ports⁹ (6), Type-A and Type-C
- In-Vehicle Wi-Fi[®] Hotspot¹⁰ capable
- Wireless Apple CarPlay^{®11} and Android Auto^{™12} capable
- Wireless device charging¹³

KEY AVAILABLE FEATURES

Optional features and packages vary by trim level. See Order Guide for details.

- 6-way power front passenger seat with power lumbar
- 7-passenger seating with second-row bucket seats and 60/40 split-folding third-row bench seat
- 8-inch diagonal Head-Up Display³
- 60/40 split, power-folding third-row bench seat
- Auto-dimming inside rearview mirror
- Bose[®] performance 16-speaker audio system with subwoofer
- Elevation Premium Package
- Enhanced Automatic Parking Assist³
- Heated wiper park
- Power panoramic sunroof with sunshade
- Power tilt/telescoping steering column
- Rainsense[™] front wipers
- Super Cruise^{®14} hands-free driver assistance technology
- Universal Home Remote
- Ventilated front seats

1 Premium paint; additional charge. 2 With second and third rows folded. Cargo and load capacity limited by weight and distribution. 3 Safety or driver assistance features are no substitute for the driver’s responsibility to operate the vehicle in a safe manner. Read the vehicle Owner’s Manual for important safety and driver assistance feature limitations and information. 4 Services subject to user terms and limitations. Certain services require working electrical system, cell reception and GPS signal. OnStar links to emergency services. See <https://www.gmenvolve.com/software/onstar> for details. 5 Google built-in services are subject to limitations and availability may vary by vehicle, infotainment system, and location. Select service plan required. Certain Google actions and functionality may require account linking. User terms and privacy statements apply. Google, Android Auto, Google Play and Google Maps are trademarks of Google LLC. 6 Lock/unlock feature requires automatic locks. Remote start requires GM factory-installed and enabled remote start system. See onstar.com for details and limitations. 7 All SiriusXM services require a subscription. Service subject to the SiriusXM Customer Agreement and Privacy Policy, visit www.siriusxm.com to see complete terms and how to cancel, which includes calling 1-866-635-2349. Some services, content and features are subject to device capabilities, an active data connection enabled in the vehicle and location availability. Certain features and/or content may not be available unless an active data connection is enabled in the vehicle. Content varies by SiriusXM subscription plan. All fees, content and features are subject to change. SiriusXM and related logos are trademarks of Sirius XM Radio Inc. and its respective subsidiaries. 8 Before you buy a vehicle or use it for trailering, carefully review the Trailering section of the Owner’s Manual. The trailering capacity of your specific vehicle may vary. The weight of passengers, cargo and options or accessories may reduce the amount you can trailer. 9 Not compatible with all devices. 10 Service varies with conditions and location. Requires active service plan. See onstar.com for details and limitations. Vehicle must be on or in the accessory position for Wi-Fi to function. 11 Vehicle user interface is a product of Apple[®] and its terms and privacy statements apply. Requires compatible iPhone[®] and data plan rates apply. Apple CarPlay[®], Siri[®], iPhone[®] and Apple Music[®] are trademarks of Apple, Inc., registered in the U.S. and other countries. 12 Vehicle user interface is a product of Google, and its terms and privacy statements apply. Requires the Android Auto app on Google Play and a compatible Android[™] smartphone. Data plan rates apply. You can check which smartphones are compatible at g.co/androidauto/requirements. Android and Android Auto are trademarks of Google LLC. Wireless use of Android Auto requires a compatible Android 11.0+ phone and compatible active data plan. Check g.co/androidauto/requirements for compatibility. 13 The system wirelessly charges one compatible mobile device. Some phones have built-in wireless charging technology and others require a special adapter or back cover. To check for phone or other device compatibility, see my.gmc.com/learn for details or consult your carrier. 14 Always pay attention while driving and when using Super Cruise. Do not use a hand-held device. Requires active Super Cruise plan or trial. Terms apply. Visit <https://www.gmc.com/connectivity-technology/super-cruise> for compatible roads and full details.







 **envolve**

2026 CHEVROLET TRAVERSE

AVAILABLE MODELS

LT FWD or AWD	1LT/2LT	High Country FWD or AWD	1LZ/2LZ
Z71 AWD	ZZ7	RS FWD or AWD	1RS/2RS

EXTERIOR COLORS



2026 Chevrolet Traverse LT FWD shown.

HIGHLIGHTS



UP TO
97.6 CU. FT.
Max. Cargo Space²



UP TO
8
Max. Seating³



STANDARD
17.7-INCH
Diagonal Color
Touch-Screen

KEY STANDARD FEATURES

Features based on LT FWD model with 1LT equipment group.

SAFETY + SECURITY

- Adaptive Cruise Control⁴
- Blind Zone Steering Assist⁴
- Buckle to Drive⁴
- Embedded OnStar® hardware, includes 8 years of OnStar Fleet Basics⁵
- Enhanced Automatic Emergency Braking⁴
- Following Distance Indicator⁴
- Forward Collision Alert⁴
- Front Pedestrian and Bicyclist Braking⁴
- HD Rear Vision Camera⁴
- IntelliBeam⁴ auto high beam control
- Intersection Automatic Emergency Braking⁴
- Lane Keep Assist with Lane Departure Warning⁴
- Rear Cross Traffic Braking⁴
- Rear Park Assist⁴
- Reverse Automatic Braking⁴
- Safety Alert Seat⁴
- Side Bicyclist Alert⁴

PERFORMANCE

- 2.5L Turbo engine (328 hp/326 lb.-ft. of torque)
- 8-speed automatic transmission
- Electronic Precision Shift
- 7-passenger seating with second-row bucket seats
- 8-way power driver seat
- 11-inch diagonal Driver Information Center
- 60/40 flat-folding split-bench third-row seat
- AutoSense hands-free power programmable liftgate
- Carpeted floor mats, front and rear
- Google built-in⁶ infotainment experience with 17.7-inch diagonal advanced color high-contrast LCD display
- Heated front seats
- Heated, wrapped steering wheel
- Keyless Open, all doors, includes extended-range Remote Keyless Entry⁷ with lock/unlock feature

PRODUCTIVITY + DRIVE EXPERIENCE

- Remote Start
- SiriusXM® with 360L⁸
- Trailer Package⁹, includes hitch with hitch cover, heavy-duty cooling system, Hitch Guidance⁴ with Hitch View⁴ and 220-amp alternator
- Tri-zone automatic climate control
- USB ports¹⁰ (6)
- In-Vehicle Wi-Fi® Hotspot¹¹ capable
- Wireless Apple CarPlay®¹² and Android Auto™¹³ capable
- Wireless device charging¹⁴

KEY AVAILABLE FEATURES

Optional features and packages vary by trim level. See Order Guide for details.

- 8-passenger seating with second-row 60/40 flat-folding split-bench seat
- 120-volt power outlet
- All-wheel drive
- Auto-dimming inside rearview mirror

- Bose® 12-speaker audio system
- Digital Key
- Dual-glass, power panoramic sunroof with power sunshade
- Enhanced Automatic Parking Assist⁴
- HD Surround Vision⁴
- Heated outboard second-row seats
- Power-folding, 60/40 split-bench third row
- Power tilt/telescoping steering column
- Rainsense™ front wipers
- Rear Camera Mirror⁴ with washer
- Rear Pedestrian Alert⁴
- Sun and Wheel Package
- Super Cruise®¹⁵ hands-free driver assistance technology
- Traffic Sign Recognition¹⁶
- Universal Home Remote
- Ventilated front seats

1 Premium paint; additional charge. 2 With second and third rows folded. Cargo and load capacity limited by weight and distribution. 3 Available on LT models with second-row bench seat. Z71, High Country and RS models seat seven. 4 Safety or driver assistance features are no substitute for the driver's responsibility to operate the vehicle in a safe manner. Read the vehicle Owner's Manual for important safety and driver assistance feature limitations and information. 5 Services subject to user terms and limitations. Certain services require working electrical system, cell reception and GPS signal. OnStar links to emergency services. See <https://www.gmenvolve.com/software/onstar> for details. 6 Google built-in services are subject to limitations and availability may vary by vehicle, infotainment system, and location. Select service plan required. Certain Google actions and functionality may require account linking. User terms and privacy statements apply. Google, Android Auto, Google Play and Google Maps are trademarks of Google LLC. 7 Lock/unlock feature requires automatic locks. Remote start requires GM factory-installed and enabled remote start system. See onstar.com for details and limitations. 8 All SiriusXM services require a subscription. Service subject to the SiriusXM Customer Agreement and Privacy Policy, visit www.siriusxm.com to see complete terms and how to cancel, which includes calling 1-866-635-2349. Some services, content and features are subject to device capabilities, an active data connection enabled in the vehicle and location availability. Certain features and/or content may not be available unless an active data connection is enabled in the vehicle. Content varies by SiriusXM subscription plan. All fees, content and features are subject to change. SiriusXM and related logos are trademarks of Sirius XM Radio Inc. and its respective subsidiaries. 9 Before you buy a vehicle or use it for trailering, carefully review the Trailering section of the Owner's Manual. The trailering capacity of your specific vehicle may vary. The weight of passengers, cargo and options or accessories may reduce the amount you can trailer. 10 Not compatible with all devices. 11 Service varies with conditions and location. Requires active service plan. See onstar.com for details and limitations. Vehicle must be on or in the accessory position for Wi-Fi to function. 12 Vehicle user interface is a product of Apple® and its terms and privacy statements apply. Requires compatible iPhone® and data plan rates apply. Apple CarPlay®, Siri®, iPhone® and Apple Music® are trademarks of Apple, Inc., registered in the U.S. and other countries. 13 Vehicle user interface is a product of Google, and its terms and privacy statements apply. Requires the Android Auto app on Google Play and a compatible Android™ smartphone. Data plan rates apply. You can check which smartphones are compatible at g.co/androidauto/requirements. Android and Android Auto are trademarks of Google LLC. Wireless use of Android Auto requires a compatible Android 11.0+ phone and compatible active data plan. Check g.co/androidauto/requirements for compatibility. 14 The system wirelessly charges one compatible mobile device. Some phones have built-in wireless charging technology and others require a special adapter/back cover. To check for phone or other device compatibility, see my.chevrolet.com/learn for details or consult your carrier. 15 Always pay attention while driving and when using Super Cruise. Do not use a hand-held device. Requires active Super Cruise plan or trial. Terms apply. Visit <https://www.chevrolet.com/super-cruise> for compatible roads and full details. 16 For full functionality, Traffic Sign Recognition requires an active OnStar® plan.



2026 BUICK ENCLAVE

AVAILABLE MODELS

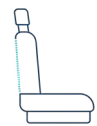
Preferred	1SD
Sport Touring	1SM
Avenir	1SP

EXTERIOR COLORS



2026 Buick Enclave Preferred shown.

HIGHLIGHTS



UP TO
7
Max. Seating on
All Trims



STANDARD
30-INCH
Diagonal Ultrawide
LCD Screen



UP TO
97.5 CU. FT.
Max. Cargo Space²

KEY STANDARD FEATURES

Features based on Preferred model with 1SD equipment group.

SAFETY + SECURITY

Advanced Adaptive Cruise Control³
Blind Zone Steering Assist³
Buckle to Drive³
Embedded OnStar® hardware, includes 8 years of OnStar Fleet Basics⁴
Enhanced Automatic Emergency Braking³
Following Distance Indicator³
Forward Collision Alert³
Front Pedestrian and Bicyclist Braking³
HD Surround Vision³
IntelliBeam³ auto high beam control
Intersection Automatic Emergency Braking³
Lane Keep Assist³ with Lane Departure Warning³
Rear Cross Traffic Braking³
Rear Park Assist³
Rear Pedestrian Alert³

Reverse Automatic Braking³
Safety Alert Seat³
Side Bicyclist Alert³
Tire Pressure Monitoring System (excludes spare tire)
PERFORMANCE
2.5L Turbo engine (328 hp/326 lb.-ft. of torque)
8-speed automatic transmission, electronically controlled
Brake lining wear indicator
Electric Parking Brake
Electronic Transmission Range Selection
PRODUCTIVITY + DRIVE EXPERIENCE
In-Vehicle Wi-Fi® Hotspot⁵ capable
7-passenger seating, includes second-row captain’s chairs and 60/40 split-folding third-row bench
Auto-dimming inside rearview mirror
AutoSense, hands-free power programmable liftgate

Buick QuietTuning™ with Active Noise Cancellation
Carpeted floor mats
Google built-in⁶ infotainment experience with customizable 30-inch diagonal LCD screen
Heated, 8-way power driver and 6-way power front passenger seat with 4-way power lumbar
Heated, power-adjustable, power-folding outside mirrors with auto-dimming driver side and integrated turn signal indicators
Heated steering wheel with mounted controls for audio, phone and cruise control³
Key card
Keyless Open and Start
Rear Seat Reminder⁷
Remote Start
SiriusXM® with 360L⁸
Third-row center headrest
Tri-zone automatic climate control
Trailer Package⁹, includes heavy-duty engine cooling system, Hitch Guidance³ with Hitch View³ and trailer hitch

USB ports¹⁰ (6)
Wireless Apple CarPlay®¹¹ and Android Auto™¹² capable
Wireless device charging¹³
KEY AVAILABLE FEATURES
Optional features and packages vary by trim level. See Order Guide for details.
All-wheel-drive system with Driver Mode Select
Massage feature for front seats
Memory settings for driver seat, outside mirrors and steering column
Power Package, includes Rear Camera Mirror³, Head-Up Display³, memory settings, Universal Home Remote, 110-volt power outlet, one-touch flat-folding second-row seats, 60/40 split power-folding third-row bench seat, and heated wiper park
Power panoramic sunroof with sunshade
Super Cruise¹⁴ Package, includes Super Cruise®¹⁴ hands-free driver assistance technology and Enhanced Automatic Parking Assist³
Ventilated front seats

1 Premium paint; additional cost. 2 With second and third rows folded. Cargo and load capacity limited by weight and distribution. 3 Safety or driver assistance features are no substitute for the driver's responsibility to operate the vehicle in a safe manner. Read the vehicle Owner's Manual for important feature limitations and information. 4 Services subject to user terms and limitations. Certain services require working electrical system, cell reception and GPS signal. OnStar links to emergency services. See <https://www.gmenvolve.com/software/onstar> for details. 5 Service varies with conditions and location. Requires active service plan. See onstar.com for details and limitations. Vehicle must be on or in the accessory position for Wi-Fi to function. 6 Google built-in services are subject to limitations and availability may vary by vehicle, infotainment system, and location. Select service plan required. Certain Google actions and functionality may require account linking. User terms and privacy statements apply. Google, Android Auto, Google Play and Google Maps are trademarks of Google LLC. 7 Does not detect people or items. Always check rear seat before exiting vehicle. 8 All SiriusXM services require a subscription. Service subject to the SiriusXM Customer Agreement and Privacy Policy, visit www.siriusxm.com to see complete terms and how to cancel, which includes calling 1-866-635-2349. Some services, content and features are subject to device capabilities, an active data connection enabled in the vehicle and location availability. Certain features and/or content may not be available unless an active data connection is enabled in the vehicle. Content varies by SiriusXM subscription plan. All fees, content and features are subject to change. SiriusXM and related logos are trademarks of Sirius XM Radio Inc. and its respective subsidiaries. 9 Before you buy a vehicle or use it for trailering, carefully review the Trailering section of the Owner's Manual. The trailering capacity of your specific vehicle may vary. The weight of passengers, cargo and options or accessories may reduce the amount you can trailer. 10 Not compatible with all devices. 11 Vehicle user interface is a product of Apple® and its terms and privacy statements apply. Requires compatible iPhone® and data plan rates apply. Apple CarPlay®, Siri®, iPhone® and Apple Music® are trademarks of Apple, Inc., registered in the U.S. and other countries. 12 Vehicle user interface is a product of Google, and its terms and privacy statements apply. Requires the Android Auto app on Google Play and a compatible Android™ smartphone. Data plan rates apply. You can check which smartphones are compatible at g.co/androidauto/requirements. Android and Android Auto are trademarks of Google LLC. Wireless use of Android Auto requires a compatible Android 11.0+ phone and compatible active data plan. Check g.co/androidauto/requirements for compatibility. 13 The system wirelessly charges one compatible mobile device. Some phones have built-in wireless charging technology and others require a special adapter/back cover. To check for phone or other device compatibility, see my.buick.com/learn for details or consult your carrier. 14 Always pay attention while driving and when using Super Cruise. Do not use a hand-held device. Requires active Super Cruise plan or trial. Terms apply. Visit <https://www.buick.com/explore/technology/super-cruise> for compatible roads and full details.

2025 CADILLAC XT6

AVAILABLE MODELS

Luxury FWD or AWD	1SA/1SB
Premium Luxury FWD or AWD	1SC/1SD
Sport AWD	1SF

EXTERIOR COLORS

 Argent Silver Metallic

 Crystal White Tricoat¹

 Emerald Lake Metallic¹

 Midnight Sky Metallic¹

 Opulent Blue Metallic¹

NOTE: Exterior colors vary by trim level. See Order Guide for details.

2025 Cadillac XT6 Premium Luxury shown.

HIGHLIGHTS



UP TO
7
Max. Seating on
All Trims



AVAILABLE
8-INCH
Diagonal Reconfigurable
Cluster



STANDARD
ULTRAVIEW®
Power Sunroof

KEY STANDARD FEATURES

Features based on Luxury FWD model with 1SA equipment group.

SAFETY + SECURITY

- Automatic Emergency Braking²
- Embedded OnStar® hardware, includes 8 years of OnStar Fleet Basics³ and 3 years of OnStar One Fleet⁴
- Following Distance Indicator²
- Forward Collision Alert²
- Front and Rear Park Assist²
- Front Pedestrian Braking²
- HD Rear Vision Camera²
- IntelliBeam² auto high beam control
- Lane Change Alert with Side Blind Zone Alert²
- Lane Keep Assist with Lane Departure Warning²
- Rear Cross Traffic Alert²
- Safety Alert Seat²

PERFORMANCE

- 2.0L Turbo engine (235 hp/258 lb.-ft. of torque)
- 9-speed automatic transmission
- Electronic Precision Shift

PRODUCTIVITY + DRIVE EXPERIENCE

- 8-inch diagonal multicolor, configurable cluster, includes infotainment connectivity
- 8-way power driver seat
- Adaptive Remote Start
- Bose® premium 8-speaker system
- Cadillac user experience⁵ with 8-inch diagonal color information display
- Floor mats, color-keyed for all rows
- Keyless Access
- LED headlamps and Daytime Running Lamps
- SiriusXM® with 360L⁶
- Tri-zone automatic climate control
- UltraView® power sunroof
- USB ports⁷ (6)
- In-Vehicle Wi-Fi® Hotspot⁸ capable
- Wireless Apple CarPlay^{®9} and Android Auto™¹⁰ capable

KEY AVAILABLE FEATURES

Optional features and packages vary by trim level. See Order Guide for details.

- 3.6L V6 engine (310 hp/271 lb.-ft. of torque)
- 6-passenger seating (second-row premium bucket seats)
- Adaptive Cruise Control²
- Automatic Parking Assist² with braking
- Bose® Performance Series 14-speaker system
- Cadillac user experience⁵ with Navigation¹¹
- Enhanced Automatic Emergency Braking²
- Hands-free power programmable liftgate with emblem logo
- HD Surround Vision² with recorder
- Head-Up Display²
- Night Vision²
- Platinum Package
- Power tilt/telescoping steering column
- Rainsense™ front wipers
- Rear Camera Mirror² with washer

- Rear Pedestrian Alert²
- Reverse Automatic Braking²
- Security cargo shade
- Self-powered Theft-Deterrent Alarm System
- Smart Towing¹², includes heavy-duty engine cooling system, Hitch Guidance² with Hitch View² and trailer hitch
- Sport Control All-Wheel Drive
- Super Cruise^{®13} hands-free driver assistance technology
- Wireless device charging¹⁴

AVAILABLE LIVERY PACKAGE (RPO: ZR3)

Includes Cadillac’s Professional Vehicle Limited Warranty for 3 years or 150,000 miles¹⁵

1 Premium paint; additional cost. 2 Safety or driver assistance features are no substitute for the driver's responsibility to operate the vehicle in a safe manner. Read the vehicle Owner's Manual for important feature limitations and information. 3 Services subject to user terms and limitations. Certain services require working electrical system, cell reception and GPS signal. OnStar links to emergency services. See <https://www.gmenvolve.com/software/onstar> for details. 4 Services subject to user terms and limitations. Certain services require working electrical system, cell reception and GPS signal. OnStar links to emergency services. See <https://www.gmenvolve.com/software/onstar> for details. Availability subject to change. 5 Functionality varies by model. Full functionality requires compatible Bluetooth and smartphone. Some devices require USB connectivity. 6 All SiriusXM services require a subscription. Service subject to the SiriusXM Customer Agreement and Privacy Policy, visit www.siriusxm.com to see complete terms and how to cancel, which includes calling 1-866-635-2349. Some services, content and features are subject to device capabilities, an active data connection enabled in the vehicle and location availability. Certain features and/or content may not be available unless an active data connection is enabled in the vehicle. Content varies by SiriusXM subscription plan. All fees, content and features are subject to change. SiriusXM and related logos are trademarks of Sirius XM Radio Inc. and its respective subsidiaries. 7 Not compatible with all devices. 8 Service varies with conditions and location. Requires active service plan. See onstar.com for details and limitations. Vehicle must be on or in the accessory position for Wi-Fi to function. 9 Vehicle user interface is a product of Apple® and its terms and privacy statements apply. Requires compatible iPhone® and data plan rates apply. Apple CarPlay®, Siri®, iPhone® and Apple Music® are trademarks of Apple, Inc., registered in the U.S. and other countries. 10 Vehicle user interface is a product of Google, and its terms and privacy statements apply. Requires the Android Auto app on Google Play and a compatible Android™ smartphone. Data plan rates apply. You can check which smartphones are compatible at g.co/androidauto/requirements. Android and Android Auto are trademarks of Google LLC. 11 Map coverage available in the U.S., Puerto Rico and Canada. See onstar.com for details and limitations. 12 Before you buy a vehicle or use it for trailering, carefully review the Trailering section of the Owner's Manual. The trailering capacity of your specific vehicle may vary. The weight of passengers, cargo and options or accessories may reduce the amount you can trailer. 13 Always pay attention while driving and when using Super Cruise. Do not use a hand-held device. Requires active Super Cruise plan or trial. Terms apply. Visit <https://www.cadillac.com/technology/super-cruise> for compatible roads and full details. 14 The system wirelessly charges one compatible mobile device. Some phones have built-in wireless charging technology and others require a special adapter/back cover. To check for phone or other device compatibility, see my.cadillac.com/learn for details or consult your carrier. 15 Whichever comes first. See dealer for limited warranty details.









envolve

2026 CHEVROLET TAHOE

AVAILABLE MODELS

Commercial 4WD	1FL	Z71 4WD	2Z7
LS 2WD or 4WD	1LS	Premier 2WD or 4WD	1LZ
LT 2WD or 4WD	1LT	High Country 2WD or 4WD	3LZ
RST 2WD or 4WD	1SP		

EXTERIOR COLORS



UP TO
122.7 CU. FT.
Max. Cargo Space²



UP TO
9
Max. Seating Capacity



UP TO
8,400 LBS.
Max. Trailering Capacity³

2026 Chevrolet Tahoe LS shown.

KEY STANDARD FEATURES

Features based on Commercial 4WD model with 1FL equipment group.

SAFETY + SECURITY

- Adaptive Cruise Control⁴
- Blind Zone Steering Assist⁴
- Buckle to Drive⁴
- Embedded OnStar® hardware, includes 8 years of OnStar Fleet Basics⁵
- Enhanced Automatic Emergency Braking⁴
- Enhanced Automatic Parking Assist⁴
- Forward Collision Alert⁴
- HD Surround Vision⁴
- Hitch Guidance⁴
- IntelliBeam⁴ auto high beam control
- Intersection Automatic Emergency Braking⁴
- Lane Keep Assist with Lane Departure Warning⁴
- Rear Cross Traffic Braking⁴
- Rear Pedestrian Alert⁴
- Reverse Automatic Braking⁴
- Safety Alert Seat⁴

- Side Bicyclist Alert⁴
- Tire Pressure Monitoring System (excludes spare tire), includes Tire Fill Alert

PERFORMANCE

- 5.3L EcoTec3 V8 engine (355 hp/383 lb.-ft. of torque)
- 10-speed automatic transmission
- Electronic Precision Shift

PRODUCTIVITY + DRIVE EXPERIENCE

- In-Vehicle Wi-Fi® Hotspot⁶ capable
- 6-speaker audio system
- 11-inch diagonal multicolor Driver Information Center
- 120-volt power outlets (2)
- 40/20/40 split front-row bench seats
- 60/40 split-folding second-row bench seats
- Cargo management system
- Google built-in⁷ compatibility with 17.7-inch diagonal advanced color LCD display
- Heated, power-adjustable outside mirrors
- Keyless Open and Start

- Tri-zone automatic climate control
- USB ports⁸ (4), charge and data
- USB ports⁸ (2), Type-C charge-only, located in third row
- Wireless Apple CarPlay®⁹ and Android Auto™¹⁰ capable

KEY AVAILABLE FEATURES

- Optional features and packages vary by trim level. See Order Guide for details.
- 3.0L Duramax® Turbo-Diesel engine (305 hp/495 lb.-ft. of torque)
- 6.2L EcoTec3 V8 engine (420 hp/460 lb.-ft. of torque)
- 15-inch diagonal multicolor Head-Up Display⁴
- AutoSense hands-free power liftgate
- Blind Zone Steering Assist with trailering⁴
- Bose® 10-speaker surround sound audio system with Centerpoint®
- Front Pedestrian and Bicyclist Braking⁴
- Heated and ventilated front bucket seats
- Heated, power-adjustable outside mirrors with integrated turn signal indicators, puddle lamps and driver-side auto-dimming mirror

- Heated, second-row outboard seats
- Heated, wrapped steering wheel
- Max Trailering Package¹¹
- Power-folding third-row seats
- Power panoramic sunroof, dual-pane, tilt-sliding with power sunshade
- Power-release second-row bucket seats
- Power-sliding center console with drawer
- Rear Camera Mirror⁴ with washer
- Rear Seat Media System
- Remote Start
- SiriusXM® with 360L¹²
- Super Cruise®¹³ hands-free driver assistance technology
- Third-row passenger seat delete (1FL only)
- Universal Vehicle Module (1FL only)
- Wireless device charging¹⁴

1 Premium paint; additional charge. 2 With second and third rows folded. Cargo and load capacity limited by weight and distribution. 3 With 5.3L EcoTec3 V8 engine and available (NHT) Max Trailering Package. Maximum trailering ratings are intended for comparison purposes only. Before you buy a vehicle or use it for trailering, carefully review the Trailering section of the Owner's Manual. The trailering capacity of your specific vehicle may vary. The weight of passengers, cargo and options or accessories may reduce the amount you can trailer. 4 Safety or driver assistance features are no substitute for the driver's responsibility to operate the vehicle in a safe manner. Read the vehicle Owner's Manual for important safety and driver assistance feature limitations and information. 5 Services subject to user terms and limitations. Certain services require working electrical system, cell reception and GPS signal. OnStar links to emergency services. See <https://www.gmenvolve.com/software/onstar> for details. 6 Service varies with conditions and location. Requires active service plan. See onstar.com for details and limitations. Vehicle must be on or in the accessory position for Wi-Fi to function. 7 Google built-in services are subject to limitations and availability may vary by vehicle, infotainment system, and location. Select service plan required. Certain Google actions and functionality may require account linking. User terms and privacy statements apply. Google, Android Auto, Google Play and Google Maps are trademarks of Google LLC. 8 Not compatible with all devices. 9 Vehicle user interface is a product of Apple® and its terms and privacy statements apply. Requires compatible iPhone® and data plan rates apply. Apple CarPlay®, Siri®, iPhone® and Apple Music® are trademarks of Apple, Inc., registered in the U.S. and other countries. 10 Vehicle user interface is a product of Google, and its terms and privacy statements apply. Requires the Android Auto app on Google Play and a compatible Android™ smartphone. Data plan rates apply. You can check which smartphones are compatible at g.co/androidauto/requirements. Android and Android Auto are trademarks of Google LLC. Wireless use of Android Auto requires a compatible Android 11.0+ phone and compatible active data plan. Check g.co/androidauto/requirements for compatibility. 11 Before you buy a vehicle or use it for trailering, carefully review the Trailering section of the Owner's Manual. The trailering capacity of your specific vehicle may vary. The weight of passengers, cargo and options or accessories may reduce the amount you can trailer. 12 All SiriusXM services require a subscription. Service subject to the SiriusXM Customer Agreement and Privacy Policy, visit www.siriusxm.com to see complete terms and how to cancel, which includes calling 1-866-635-2349. Some services, content and features are subject to device capabilities, an active data connection enabled in the vehicle and location availability. Certain features and/or content may not be available unless an active data connection is enabled in the vehicle. Content varies by SiriusXM subscription plan. All fees, content and features are subject to change. SiriusXM and related logos are trademarks of Sirius XM Radio Inc. and its respective subsidiaries. 13 Always pay attention while driving and when using Super Cruise. Do not use a hand-held device. Requires active Super Cruise plan or trial. Terms apply. Visit <https://www.chevrolet.com/super-cruise> for compatible roads and full details. 14 The system wirelessly charges one compatible mobile device. Some phones have built-in wireless charging technology and others require a special adapter or back cover. To check for phone or other device compatibility, see my.chevrolet.com/learn for details or consult your carrier.




envolve

2026 CHEVROLET SUBURBAN

AVAILABLE MODELS

LS 2WD or 4WD	1LS	Z71 4WD	2Z7
LT 2WD or 4WD	1LT	Premier 2WD or 4WD	1LZ
RST 2WD or 4WD	1SP	High Country 2WD or 4WD	3LZ

EXTERIOR COLORS

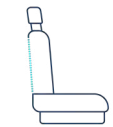


NOTE: Exterior colors vary by trim level. See Order Guide for details.

HIGHLIGHTS



UP TO
144.6 CU. FT.
Max. Cargo Space²



UP TO
9
Max. Seating Capacity



UP TO
8,200 LBS.
Max. Trailering Capacity³

KEY STANDARD FEATURES

Features based on LS 2WD model with 1LS equipment group.

SAFETY + SECURITY

- Adaptive Cruise Control⁴
- Blind Zone Steering Assist⁴
- Buckle to Drive⁴
- Embedded OnStar[®] hardware, includes 8 years of OnStar Fleet Basics⁵
- Enhanced Automatic Emergency Braking⁴
- Enhanced Automatic Parking Assist⁴
- Forward Collision Alert⁴
- Front Pedestrian and Bicyclist Braking⁴
- HD Surround Vision⁴
- Hitch Guidance⁴
- IntelliBeam⁴ auto high beam control
- Intersection Automatic Emergency Braking⁴
- Lane Keep Assist with Lane Departure Warning⁴
- Rear Cross Traffic Braking⁴
- Rear Pedestrian Alert⁴

- Reverse Automatic Braking⁴
- Safety Alert Seat⁴
- Side Bicyclist Alert⁴
- Tire Pressure Monitoring System (excludes spare tire), includes Tire Fill Alert

PERFORMANCE

- 5.3L EcoTec3 V8 engine (355 hp/383 lb.-ft. of torque)
- 10-speed automatic transmission
- Electronic Precision Shift

PRODUCTIVITY + DRIVE EXPERIENCE

- In-Vehicle Wi-Fi[®] Hotspot⁶ capable
- 11-inch diagonal multicolor Driver Information Center
- 60/40 split-folding second-row bench seat
- 120-volt power outlet (2)
- Assist steps, Black with chrome accent strip
- Cargo management system

- Google built-in⁷ compatibility with 17.7-inch diagonal advanced color LCD display
- Heated, power-adjustable outside mirrors
- Keyless Open and Start
- Remote Start
- Tri-zone automatic climate control
- USB ports⁸ (4)
- USB ports⁸, (2) charge-only, located in third row
- Wireless Apple CarPlay^{®9} and Android Auto^{TM10} capable

KEY AVAILABLE FEATURES

Optional features and packages vary by trim level. See Order Guide for details.

- 3.0L Duramax[®] Turbo-Diesel engine (305 hp/495 lb.-ft. of torque)
- 6.2L EcoTec3 V8 engine (420 hp/460 lb.-ft. of torque)
- 15-inch diagonal multicolor Head-Up Display⁴
- 40/20/40 split front-row bench seat
- AutoSense hands-free power liftgate
- Blind Zone Steering Assist with trailering⁴

- Bose[®] 10-speaker surround sound audio system with Centerpoint[®]
- Dual-pane, tilt-sliding, power panoramic sunroof with power sunshade
- Heated and ventilated front seats
- Heated, power-adjustable outside mirrors with integrated turn signal indicators, puddle lamps and driver-side auto-dimming mirror
- Heated, second-row outboard seats
- Heated, wrapped steering wheel
- Max Trailering Package¹¹
- Power-folding third-row seats
- Power-release second-row bucket seats
- Power-sliding center console with drawer
- Rear Camera Mirror⁴ with washer
- Rear Seat Media System
- Super Cruise^{®12} hands-free driver assistance technology
- Wireless device charging¹³

1 Premium paint; additional charge. 2 With second and third rows folded. Cargo and load capacity limited by weight and distribution. 3 With 5.3L EcoTec3 V8 engine and available (NHT) Max Trailering Package. Maximum trailering ratings are intended for comparison purposes only. Before you buy a vehicle or use it for trailering, carefully review the Trailering section of the Owner's Manual. The trailering capacity of your specific vehicle may vary. The weight of passengers, cargo and options or accessories may reduce the amount you can trailer. 4 Safety or driver assistance features are no substitute for the driver's responsibility to operate the vehicle in a safe manner. Read the vehicle Owner's Manual for important safety and driver assistance feature limitations and information. 5 Services subject to user terms and limitations. Certain services require working electrical system, cell reception and GPS signal. OnStar links to emergency services. See <https://www.gmenvolve.com/software/onstar> for details. 6 Service varies with conditions and location. Requires active service plan. See onstar.com for details and limitations. Vehicle must be on or in the accessory position for Wi-Fi to function. 7 Google built-in services are subject to limitations and availability may vary by vehicle, infotainment system, and location. Select service plan required. Certain Google actions and functionality may require account linking. User terms and privacy statements apply. Google, Android Auto, Google Play and Google Maps are trademarks of Google LLC. 8 Not compatible with all devices. 9 Vehicle user interface is a product of Apple[®] and its terms and privacy statements apply. Requires compatible iPhone[®] and data plan rates apply. Apple CarPlay[®], Siri[®], iPhone[®] and Apple Music[®] are trademarks of Apple, Inc., registered in the U.S. and other countries. 10 Vehicle user interface is a product of Google, and its terms and privacy statements apply. Requires the Android Auto app on Google Play and a compatible Android[™] smartphone. Data plan rates apply. You can check which smartphones are compatible at g.co/androidauto/requirements. Android and Android Auto are trademarks of Google LLC. Wireless use of Android Auto requires a compatible Android 11.0+ phone and compatible active data plan. Check g.co/androidauto/requirements for compatibility. 11 Before you buy a vehicle or use it for trailering, carefully review the Trailering section of the Owner's Manual. The trailering capacity of your specific vehicle may vary. The weight of passengers, cargo and options or accessories may reduce the amount you can trailer. 12 Always pay attention while driving and when using Super Cruise. Do not use a hand-held device. Requires active Super Cruise plan or trial. Terms apply. Visit <https://www.chevrolet.com/super-cruise> for compatible roads and full details. 13 The system wirelessly charges one compatible mobile device. Some phones have built-in wireless charging technology and others require a special adapter or back cover. To check for phone or other device compatibility, see my.chevrolet.com/learn for details or consult your carrier.

envolve

2026 GMC YUKON/DENALI

AVAILABLE MODELS

Elevation 2WD or 4WD	4SA	Denali 2WD or 4WD	5SA
AT4 4WD	4SB	Denali Ultimate 4WD	5SB
AT4 Ultimate 4WD	4SG		

EXTERIOR COLORS

Downpour Metallic¹

Glacier White Tricoat¹

Midnight Pine¹

Onyx Black¹

Sterling Metallic¹

Summit White

Titanium Rush Metallic¹

Volcanic Red Tintcoat¹

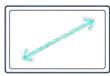
NOTE: Exterior colors vary by trim level. See Order Guide for details.

2025 GMC Yukon Elevation shown.

HIGHLIGHTS



UP TO
122.8 CU. FT.
Max. Cargo Space²



STANDARD
16.8-INCH DIAGONAL
Premium GMC Infotainment System



UP TO
8,400 LBS.
Max. Trailering Capacity³

KEY STANDARD FEATURES

Features based on Elevation 2WD model with 4SA equipment group.

SAFETY + SECURITY

- Adaptive Cruise Control⁴
- Blind Zone Steering Assist⁴
- Buckle to Drive⁴
- Embedded OnStar[®] hardware, includes 8 years of OnStar Fleet Basics⁵
- Enhanced Automatic Emergency Braking⁴
- Enhanced Automatic Parking Assist⁴
- Forward Collision Alert⁴
- Front Pedestrian and Bicyclist Braking⁴
- HD Surround Vision⁴
- Hitch Guidance⁴
- IntelliBeam⁴ auto high beam control
- Intersection Automatic Emergency Braking⁴
- Lane Keep Assist with Lane Departure Warning⁴
- Rear Cross Traffic Braking⁴
- Rear Pedestrian Alert⁴
- Reverse Automatic Braking⁴
- Safety Alert Seat⁴

- Side Bicyclist Alert⁴
- Tire Pressure Monitoring System (excludes spare tire), auto learn, includes Tire Fill Alert

PERFORMANCE

- 5.3L EcoTec3 V8 engine (355 hp/383 lb.-ft. of torque)
- 10-speed automatic transmission
- Electronic Precision Shift

PRODUCTIVITY + DRIVE EXPERIENCE

- 11-inch diagonal multicolor Driver Information Center
- 60/40 split-folding second-row bench seat
- Assist steps, Black with Gloss Black insert
- Auto-dimming inside rearview mirror
- Bose[®] 10-speaker audio system
- Carpeted floor mats, first and second row
- Google built-in⁶ infotainment experience with 16.8-inch diagonal Premium GMC Infotainment System
- Heated, 8-way power front seats
- Heated, second-row outboard seats

- Heated, wrapped steering wheel
- Keyless Open and Start
- LED headlamps, Daytime Running Lamps and taillamps
- Power-folding third-row seats
- Remote Start
- SiriusXM[®] with 360L⁷
- Tri-zone automatic climate control
- USB ports⁸ (4)
- USB ports⁸ (2), third-row charge-only
- In-Vehicle Wi-Fi[®] Hotspot⁹ capable
- Wireless Apple CarPlay^{®10} and Android Auto^{™11} capable
- Wireless device charging¹²

KEY AVAILABLE FEATURES

Optional features and packages vary by trim level. See Order Guide for details.

- 3.0L Duramax[®] Turbo-Diesel engine (305 hp/495 lb.-ft. of torque)
- 6.2L EcoTec3 V8 engine (420 hp/460 lb.-ft. of torque)

- 15-inch diagonal multicolor Head-Up Display⁴
- Advanced Security Package
- AutoSense hands-free power liftgate
- Blind Zone Steering Assist with trailering⁴
- Bose[®] Performance Series Sound System with 22 speakers
- Executive Second Row Seating Package
- Max Trailering Package¹³
- Night Vision⁴
- Power panoramic sunroof, dual-pane, tilt-sliding with power sunshade
- Power-release second-row bucket seats
- Power-retractable assist steps with perimeter lighting
- Power tilt/telescoping steering column
- Rear Camera Mirror⁴ with washer
- Rear Seat Media System
- Super Cruise^{®14} hands-free driver assistance technology
- Ventilated front seats

1 Premium paint; additional charge. 2 With second and third rows folded. Cargo and load capacity limited by weight and distribution. 3 With 5.3L EcoTec3 V8 engine and available (NHT) Max Trailering Package. Maximum trailering ratings are intended for comparison purposes only. Before you buy a vehicle or use it for trailering, carefully review the Trailering section of the Owner's Manual. The trailering capacity of your specific vehicle may vary. The weight of passengers, cargo and options or accessories may reduce the amount you can trailer. 4 Safety or driver assistance features are no substitute for the driver's responsibility to operate the vehicle in a safe manner. Read the vehicle Owner's Manual for important safety and driver assistance feature limitations and information. 5 Services subject to user terms and limitations. Certain services require working electrical system, cell reception and GPS signal. OnStar links to emergency services. See <https://www.gmenvolve.com/software/onstar> for details. 6 Google built-in services are subject to limitations and availability may vary by vehicle, infotainment system, and location. Select service plan required. Certain Google actions and functionality may require account linking. User terms and privacy statements apply. Google, Android Auto, Google Play and Google Maps are trademarks of Google LLC. 7 All SiriusXM services require a subscription. Service subject to the SiriusXM Customer Agreement and Privacy Policy, visit www.siriusxm.com to see complete terms and how to cancel, which includes calling 1-866-635-2349. Some services, content and features are subject to device capabilities, an active data connection enabled in the vehicle and location availability. Certain features and/or content may not be available unless an active data connection is enabled in the vehicle. Content varies by SiriusXM subscription plan. All fees, content and features are subject to change. SiriusXM and related logos are trademarks of Sirius XM Radio Inc. and its respective subsidiaries. 8 Not compatible with all devices. 9 Service varies with conditions and location. Requires active service plan. See onstar.com for details and limitations. Vehicle must be on or in the accessory position for Wi-Fi to function. 10 Vehicle user interface is a product of Apple[®] and its terms and privacy statements apply. Requires compatible iPhone[®] and data plan rates apply. Apple CarPlay[®], Siri[®], iPhone[®] and Apple Music[®] are trademarks of Apple, Inc., registered in the U.S. and other countries. 11 Vehicle user interface is a product of Google, and its terms and privacy statements apply. Requires the Android Auto app on Google Play and a compatible Android[™] smartphone. Data plan rates apply. You can check which smartphones are compatible at g.co/androidauto/requirements. Android and Android Auto are trademarks of Google LLC. Wireless use of Android Auto requires a compatible Android 11.0+ phone and compatible active data plan. Check g.co/androidauto/requirements for compatibility. 12 The system wirelessly charges one compatible mobile device. Some phones have built-in wireless charging technology and others require a special adapter or back cover. To check for phone or other device compatibility, see my.gmc.com/learn for details or consult your carrier. 13 Before you buy a vehicle or use it for trailering, carefully review the Trailering section of the Owner's Manual. The trailering capacity of your specific vehicle may vary. The weight of passengers, cargo and options or accessories may reduce the amount you can trailer. 14 Always pay attention while driving and when using Super Cruise. Do not use a hand-held device. Requires active Super Cruise plan or trial. Terms apply. Visit <https://www.gmc.com/connectivity-technology/super-cruise> for compatible roads and full details.

envolve

2026 GMC YUKON XL/DENALI

AVAILABLE MODELS

Elevation 2WD or 4WD	4SA	Denali 2WD or 4WD	5SA
AT4 4WD	4SB	Denali Ultimate 4WD	5SB
AT4 Ultimate 4WD	4SG		

EXTERIOR COLORS

Downpour Metallic¹

Glacier White Tricoat¹

Midnight Pine¹

Onyx Black¹

Sterling Metallic¹

Summit White

Titanium Rush Metallic¹

Volcanic Red Tintcoat¹

NOTE: Exterior colors vary by trim level. See Order Guide for details.

2025 GMC Yukon XL Denali 2WD shown.

HIGHLIGHTS



UP TO
144.5 CU. FT.
Max. Cargo Space²



STANDARD
**16.8-INCH
DIAGONAL**
Premium GMC
Infotainment System



UP TO
8,200 LBS.
Max. Trailering Capacity³

KEY STANDARD FEATURES

Features based on Elevation 2WD model with 4SA equipment group.

SAFETY + SECURITY

- Adaptive Cruise Control⁴
- Blind Zone Steering Assist⁴
- Embedded OnStar[®] hardware, includes 8 years of OnStar Fleet Basics⁵
- Enhanced Automatic Emergency Braking⁴
- Enhanced Automatic Parking Assist⁴
- Forward Collision Alert⁴
- Front Pedestrian and Bicyclist Braking⁴
- HD Surround Vision⁴
- Hitch Guidance⁴
- IntelliBeam⁴ auto high beam control
- Intersection Automatic Emergency Braking⁴
- Lane Keep Assist with Lane Departure Warning⁴
- Rear Cross Traffic Braking⁴
- Rear Pedestrian Alert⁴
- Reverse Automatic Braking⁴
- Safety Alert Seat⁴

- Side Bicyclist Alert⁴
- Tire Pressure Monitoring System (excludes spare tire), auto learn, includes Tire Fill Alert

PERFORMANCE

- 5.3L EcoTec3 V8 engine (355 hp/383 lb.-ft. of torque)
- 10-speed automatic transmission
- Electronic Precision Shift

PRODUCTIVITY + DRIVE EXPERIENCE

- In-Vehicle Wi-Fi[®] Hotspot⁶ capable
- 11-inch diagonal multicolor Driver Information Center
- 60/40 split-folding second-row bench seat
- Assist steps, Black with Gloss Black insert
- Auto-dimming inside rearview mirror
- Bose[®] 10-speaker audio system
- Carpeted floor mats, first- and second-row
- Google built-in⁷ infotainment experience with 16.8-inch diagonal Premium GMC Infotainment System

- Heated, 8-way power front seats
- Heated, second-row outboard seats
- Heated, wrapped steering wheel
- Keyless Open and Start
- LED headlamps, Daytime Running Lamps and taillamps
- Power-folding third-row seats
- Remote Start
- SiriusXM[®] with 360L⁸
- Tri-zone automatic climate control
- USB ports⁹ (4)
- USB ports⁹ (2), third-row charge-only
- Wireless Apple CarPlay^{®10} and Android Auto^{™11} capable
- Wireless device charging¹²

KEY AVAILABLE FEATURES

Optional features and packages vary by trim level. See Order Guide for details.

- 3.0L Duramax[®] Turbo-Diesel engine (305 hp/495 lb.-ft. of torque)

- 6.2L EcoTec3 V8 engine (420 hp/460 lb.-ft. of torque)
- 15-inch diagonal multicolor Head-Up Display⁴
- Advanced Security Package
- AutoSense hands-free power liftgate
- Blind Zone Steering Assist with trailering⁴
- Bose[®] 18-speaker audio system
- Executive Second Row Seating Package
- Max Trailering Package¹³
- Night Vision⁴
- Power panoramic sunroof, dual-pane, tilt-sliding with power sunshade
- Power-release second-row bucket seats
- Power-retractable assist steps with perimeter lighting
- Power tilt/telescoping steering column
- Rear Camera Mirror⁴ with washer
- Rear Seat Media System
- Super Cruise^{®14} hands-free driver assistance technology
- Ventilated front seats


1 Premium paint; additional charge. 2 With second and third rows folded. Cargo and load capacity limited by weight and distribution. 3 With 5.3L EcoTec3 V8 engine and available (NHT) Max Trailering Package. Maximum trailering ratings are intended for comparison purposes only. Before you buy a vehicle or use it for trailering, carefully review the Trailering section of the Owner's Manual. The trailering capacity of your specific vehicle may vary. The weight of passengers, cargo and options or accessories may reduce the amount you can trailer. 4 Safety or driver assistance features are no substitute for the driver's responsibility to operate the vehicle in a safe manner. Read the vehicle Owner's Manual for important safety and driver assistance feature limitations and information. 5 Services subject to user terms and limitations. Certain services require working electrical system, cell reception and GPS signal. OnStar links to emergency services. See <https://www.gmenvolve.com/software/onstar> for details. 6 Service varies with conditions and location. Requires active service plan. See onstar.com for details and limitations. Vehicle must be on or in the accessory position for Wi-Fi to function. 7 Google built-in services are subject to limitations and availability may vary by vehicle, infotainment system, and location. Select service plan required. Certain Google actions and functionality may require account linking. User terms and privacy statements apply. Google, Android Auto, Google Play and Google Maps are trademarks of Google LLC. 8 All SiriusXM services require a subscription. Service subject to the SiriusXM Customer Agreement and Privacy Policy, visit www.siriusxm.com to see complete terms and how to cancel, which includes calling 1-866-635-2349. Some services, content and features are subject to device capabilities, an active data connection enabled in the vehicle and location availability. Certain features and/or content may not be available unless an active data connection is enabled in the vehicle. Content varies by SiriusXM subscription plan. All fees, content and features are subject to change. SiriusXM and related logos are trademarks of Sirius XM Radio Inc. and its respective subsidiaries. 9 Not compatible with all devices. 10 Vehicle user interface is a product of Apple[®] and its terms and privacy statements apply. Requires compatible iPhone[®] and data plan rates apply. Apple CarPlay[®], Siri[®], iPhone[®] and Apple Music[®] are trademarks of Apple, Inc., registered in the U.S. and other countries. 11 Vehicle user interface is a product of Google, and its terms and privacy statements apply. Requires the Android Auto app on Google Play and a compatible Android[™] smartphone. Data plan rates apply. You can check which smartphones are compatible at g.co/androidauto/requirements. Android and Android Auto are trademarks of Google LLC. Wireless use of Android Auto requires a compatible Android 11.0+ phone and compatible active data plan. Check g.co/androidauto/requirements for compatibility. 12 The system wirelessly charges one compatible mobile device. Some phones have built-in wireless charging technology and others require a special adapter or back cover. To check for phone or other device compatibility, see my.gmc.com/learn for details or consult your carrier. 13 Before you buy a vehicle or use it for trailering, carefully review the Trailering section of the Owner's Manual. The trailering capacity of your specific vehicle may vary. The weight of passengers, cargo and options or accessories may reduce the amount you can trailer. 14 Always pay attention while driving and when using Super Cruise. Do not use a hand-held device. Requires active Super Cruise plan or trial. Terms apply. Visit <https://www.gmc.com/connectivity-technology/super-cruise> for compatible roads and full details.


2026 CADILLAC ESCALADE/ ESCALADE-V


AVAILABLE MODELS


Escalade RWD or 4WD	1SA	Platinum Luxury RWD or 4WD	1SG
Luxury RWD or 4WD	1SB	Platinum Sport RWD or 4WD	1SH
Sport RWD or 4WD	1SC	Escalade-V AWD	1SD


EXTERIOR COLORS


 Aegean Stone¹


 Argent Silver Metallic¹


 Black Raven

 Deep Sea Metallic¹

 Galactic Gray Metallic¹

 Magnus Metal Frost¹


 Radiant Red Tintcoat¹

 Vibrant White Tricoat¹

2025 Cadillac Escalade Luxury shown.

NOTE: Exterior colors vary by trim level. See Order Guide for details.

HIGHLIGHTS



STANDARD
55-INCH
Diagonal HD Curved
Pillar-to-Pillar Display



AVAILABLE
EXECUTIVE
Second-Row
Seating Package



AVAILABLE
38- OR 42-SPEAKER
AKG Studio Reference
Audio System

KEY STANDARD FEATURES

Features based on Escalade RWD model with 1SA equipment group.

SAFETY + SECURITY

- Adaptive Cruise Control²
- Blind Zone Steering Assist²
- Buckle to Drive²
- Embedded OnStar[®] hardware, includes 8 years of OnStar Fleet Basics³ and 3 years of OnStar One Fleet⁴
- Enhanced Automatic Emergency Braking²
- Enhanced Automatic Parking Assist²
- Forward Collision Alert²
- Front Pedestrian and Bicyclist Braking²
- HD Surround Vision²
- Hitch Guidance²
- IntelliBeam² auto high beam control
- Intersection Automatic Emergency Braking²
- Rear Cross Traffic Braking²
- Rear Pedestrian Alert²
- Reverse Automatic Braking²
- Safety Alert Seat²
- Side Bicyclist Alert²
- Tire Pressure Monitoring System (excludes spare tire), includes Tire Fill Alert

PERFORMANCE

- 6.2L V8 engine (420 hp/460 lb.-ft. of torque)
- 10-speed automatic transmission
- Electronic Precision Shift
- In-Vehicle Wi-Fi[®] Hotspot⁵ capable
- 8-way power, heated front bucket seats with power lumbar
- 14.2-inch diagonal cluster display with Augmented Reality
- 110-volt power outlet
- 126-color interior ambient lighting, selectable
- Adaptive Remote Start
- AKG Studio 21-speaker audio system
- Auto-heated, wrapped steering wheel with mounted audio and cruise controls
- AutoSense power liftgate
- Heated, power-adjustable, power-folding outside mirrors with integrated turn signal indicators, puddle lamps and driver-side auto-dimming mirror
- Keyless Open and Start
- Power-folding third-row seats

PRODUCTIVITY + DRIVE EXPERIENCE

- Power-release second-row bucket seats
- Power tilt/telescoping steering column
- Power windows with Express-Up/-Down
- Rainsense[™] front wipers
- SiriusXM[®] with 360L⁶
- Super Cruise^{®7} hands-free driver assistance technology
- Tri-zone automatic climate control
- Wireless Apple CarPlay^{®8} and Android Auto^{™9} capable
- Wireless device charging¹⁰
- KEY AVAILABLE FEATURES
- Optional features and packages vary by trim level. See Order Guide for details.
- 6.2L supercharged V8 engine (682 hp/653 lb.-ft. of torque) (standard on V-Series)
- 60/40 split-folding second-row bench with power release
- AKG Studio Reference 38- or 42-speaker audio system
- Blind Zone Steering Assist with trailering²
- Console refrigerator
- Executive Second Row Seating Package
- Full-color Head-Up Display², reconfigurable

- Hitch Guidance² with Hitch View²
- Next Generation Active Noise Cancellation
- Night Vision²
- Platinum interior trim
- Power open/close doors
- Power panoramic sunroof, express open/close, tilt-sliding with sunshade control
- Power-retractable assist steps with perimeter lighting
- Rear Camera Mirror² with washer
- Rear Seat Entertainment System
- Second-row floor console with stowable tray tables
- Second-row wireless device charging¹⁰
- Soft-close doors
- Theft-deterrent alarm system
- UBS ports¹¹ (2), rear charge-only
- Ventilated front seats with power lumbar massage

AVAILABLE LIVERY PACKAGE (RPO: ZR3)

Includes Cadillac's Professional Vehicle Limited Warranty for 3 years or 150,000 miles¹²

1 Premium paint; additional charge. 2 Safety or driver assistance features are no substitute for the driver's responsibility to operate the vehicle in a safe manner. Read the vehicle Owner's Manual for important safety and driver assistance feature limitations and information. 3 Services subject to user terms and limitations. Certain services require working electrical system, cell reception and GPS signal. OnStar links to emergency services. See <https://www.gmenvolve.com/software/onstar> for details. 4 Services subject to user terms and limitations. Certain services require working electrical system, cell reception and GPS signal. OnStar links to emergency services. See <https://www.gmenvolve.com/software/onstar> for details. Availability subject to change 5 Service varies with conditions and location. Requires active service plan. See [onstar.com](https://www.siriusxm.com) for details and limitations. Vehicle must be on or in the accessory position for Wi-Fi to function. 6 All SiriusXM services require a subscription. Service subject to the SiriusXM Customer Agreement and Privacy Policy, visit www.siriusxm.com to see complete terms and how to cancel, which includes calling 1-866-635-2349. Some services, content and features are subject to device capabilities, an active data connection enabled in the vehicle and location availability. Certain features and/or content may not be available unless an active data connection is enabled in the vehicle. Content varies by SiriusXM subscription plan. All fees, content and features are subject to change. SiriusXM and related logos are trademarks of Sirius XM Radio Inc. and its respective subsidiaries. 7 Always pay attention while driving and when using Super Cruise. Do not use a hand-held device. Requires active Super Cruise plan or trial. Terms apply. Visit <https://www.cadillac.com/technology/super-cruise> for compatible roads and full details. 8 Vehicle user interface is a product of Apple[®] and its terms and privacy statements apply. Requires compatible iPhone[®] and data plan rates apply. Apple CarPlay[®], Siri[®], iPhone[®] and Apple Music[®] are trademarks of Apple, Inc., registered in the U.S. and other countries. 9 Vehicle user interface is a product of Google, and its terms and privacy statements apply. Requires the Android Auto app on Google Play and a compatible Android[™] smartphone. Data plan rates apply. You can check which smartphones are compatible at g.co/androidauto/requirements. Android and Android Auto are trademarks of Google LLC. Wireless use of Android Auto requires a compatible Android 11.0+ phone and compatible active data plan. Check g.co/androidauto/requirements for compatibility. 10 The system wirelessly charges one compatible mobile device. Some phones have built-in wireless charging technology and others require a special adapter or back cover. To check for phone or other device compatibility, see my.cadillac.com/learn for details or consult your carrier. 11 Not compatible with all devices. 12 Whichever comes first. See dealer for limited warranty details.







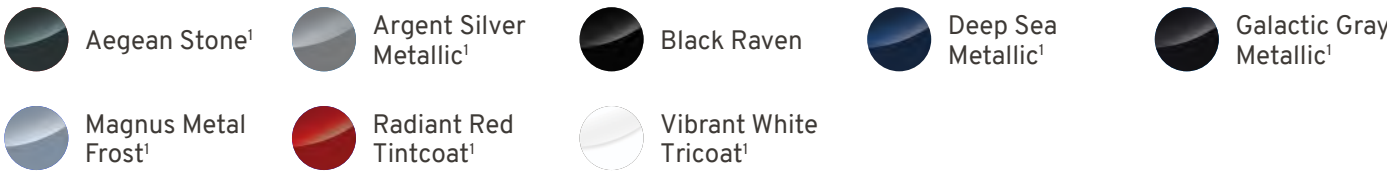

envolve

2026 CADILLAC ESCALADE ESV/ ESCALADE ESV-V

AVAILABLE MODELS

Escalade ESV RWD or 4WD	1SA	Platinum Luxury RWD or 4WD	1SG
Luxury RWD or 4WD	1SB	Platinum Sport RWD or 4WD	1SH
Sport RWD or 4WD	1SC	Escalade ESV-V AWD	1SD


EXTERIOR COLORS



NOTE: Exterior colors vary by trim level. See Order Guide for details.

2025 Cadillac Escalade ESV Luxury RWD shown.

HIGHLIGHTS



STANDARD
55-INCH
Diagonal HD Curved
Pillar-to-Pillar Display



AVAILABLE
EXECUTIVE
Second Row
Seating Package



AVAILABLE
38- OR 42-SPEAKER
AKG Studio Reference
Audio System

KEY STANDARD FEATURES

Features based on Escalade ESV RWD model with 1SA equipment group.

SAFETY + SECURITY

- Adaptive Cruise Control²
- Blind Zone Steering Assist²
- Buckle to Drive²
- Embedded OnStar[®] hardware, includes 8 years of OnStar Fleet Basics³ and 3 years of OnStar One Fleet⁴
- Enhanced Automatic Emergency Braking²
- Enhanced Automatic Parking Assist²
- Forward Collision Alert²
- Front Pedestrian and Bicyclist Braking²
- HD Surround Vision²
- Hitch Guidance²
- IntelliBeam² auto high beam control
- Intersection Automatic Emergency Braking²
- Rear Cross Traffic Braking²
- Rear Pedestrian Alert²
- Reverse Automatic Braking²
- Safety Alert Seat²
- Side Bicyclist Alert²

PERFORMANCE

- 6.2L V8 engine (420 hp/460 lb.-ft. of torque)
- 10-speed automatic transmission
- Electronic Precision Shift

PRODUCTIVITY + DRIVE EXPERIENCE

- In-Vehicle Wi-Fi[®] Hotspot⁵ capable
- 8-way power, heated front bucket seats with power lumbar
- 14.2-inch diagonal cluster display with Augmented Reality
- 110-volt power outlet
- 126-color interior ambient lighting, selectable
- Adaptive Remote Start
- AKG Studio 21-speaker audio system
- Auto-heated, wrapped steering wheel with mounted audio and cruise controls
- AutoSense power liftgate
- Heated, power-adjustable, power-folding outside mirrors with integrated turn signal indicators, puddle lamps and driver-side auto-dimming mirror
- Keyless Open and Start
- Power-folding third-row seats

- Power-release second-row bucket seats
- Power tilt/telescoping steering column
- Power windows with Express-Up/-Down
- Rainsense[™] front wipers
- SiriusXM[®] with 360L⁶
- Super Cruise^{®7} hands-free driver assistance technology
- Tri-zone automatic climate control
- Wireless Apple CarPlay^{®8} and Android Auto^{™9} capable
- Wireless device charging¹⁰

KEY AVAILABLE FEATURES

Optional features and packages vary by trim level. See Order Guide for details.

- 6.2L supercharged V8 engine (682 hp/653 lb.-ft. of torque) (standard on V-Series)
- 60/40 split-folding second-row bench with power release
- AKG Studio Reference 38- or 42-speaker audio system
- Blind Zone Steering Assist with trailer^{ing}²
- Console refrigerator
- Executive Second Row Seating Package
- Full-color Head-Up Display², reconfigurable

- Hitch Guidance² with Hitch View²
- Next Generation Active Noise Cancellation
- Night Vision²
- Platinum interior trim
- Power open/close doors
- Power panoramic sunroof, express open/close, tilt-sliding with sunshade control
- Power-retractable assist steps with perimeter lighting
- Rear Camera Mirror² with washer
- Rear Seat Entertainment System
- Second-row floor console with stowable tray tables
- Second-row wireless device charging¹⁰
- Soft-close doors
- Theft-deterrent alarm system
- UBS ports¹¹ (2), rear charge-only
- Ventilated front seats with power lumbar massage

AVAILABLE LIVERY PACKAGE (RPO: ZR3)

Includes Cadillac's Professional Vehicle Limited Warranty for 3 years or 150,000 miles¹²

1 Premium paint; additional charge. 2 Safety or driver assistance features are no substitute for the driver's responsibility to operate the vehicle in a safe manner. Read the vehicle Owner's Manual for important safety and driver assistance feature limitations and information. 3 Services subject to user terms and limitations. Certain services require working electrical system, cell reception and GPS signal. OnStar links to emergency services. See <https://www.gmenvolve.com/software/onstar> for details. 4 Services subject to user terms and limitations. Certain services require working electrical system, cell reception and GPS signal. OnStar links to emergency services. See <https://www.gmenvolve.com/software/onstar> for details. Availability subject to change. 5 Service varies with conditions and location. Requires active service plan. See onstar.com for details and limitations. Vehicle must be on or in the accessory position for Wi-Fi to function. 6 All SiriusXM services require a subscription. Service subject to the SiriusXM Customer Agreement and Privacy Policy, visit www.siriusxm.com to see complete terms and how to cancel, which includes calling 1-866-635-2349. Some services, content and features are subject to device capabilities, an active data connection enabled in the vehicle and location availability. Certain features and/or content may not be available unless an active data connection is enabled in the vehicle. Content varies by SiriusXM subscription plan. All fees, content and features are subject to change. SiriusXM and related logos are trademarks of Sirius XM Radio Inc. and its respective subsidiaries. 7 Always pay attention while driving and when using Super Cruise. Do not use a hand-held device. Requires active Super Cruise plan or trial. Terms apply. Visit <https://www.cadillac.com/technology/super-cruise> for compatible roads and full details. 8 Vehicle user interface is a product of Apple[®] and its terms and privacy statements apply. Requires compatible iPhone[®] and data plan rates apply. Apple CarPlay[®], Siri[®], iPhone[®] and Apple Music[®] are trademarks of Apple, Inc., registered in the U.S. and other countries. 9 Vehicle user interface is a product of Google, and its terms and privacy statements apply. Requires the Android Auto app on Google Play and a compatible Android[™] smartphone. Data plan rates apply. You can check which smartphones are compatible at g.co/androidauto/requirements. Android and Android Auto are trademarks of Google LLC. Wireless use of Android Auto requires a compatible Android 11.0+ phone and compatible active data plan. Check g.co/androidauto/requirements for compatibility. 10 The system wirelessly charges one compatible mobile device. Some phones have built-in wireless charging technology and others require a special adapter or back cover. To check for phone or other device compatibility, see my.cadillac.com/learn for details or consult your carrier. 11 Not compatible with all devices. 12 Whichever comes first. See dealer for limited warranty details.





2025 Chevrolet Silverado 1500 Crew Cab shown.

TRUCKS



envolve

CLICK VEHICLE NAME BELOW TO SEE DIMENSIONS + CAPACITIES



2026 Chevrolet Colorado Trail Boss shown.

2026 CHEVROLET COLORADO

View Full Details

Cabs/configurations	Crew
Box length	5'
Wheelbase	131.3 in.
Overall length	213.0 in. (Work Truck) 213.2 in. (LT/Trail Boss/Z71) 212.6 in. (ZR2)
Max. seating capacity	5
Max. payload ¹	1,710 lbs.
Max. trailering capacity ² (when properly equipped)	7,700 lbs.
Max. GVWR ³	6,250 lbs.
Max. GCWR ⁴	13,250 lbs.
Wheel size	17, 18 or 20 in.

1 These maximum payload ratings are intended for comparison purposes only. Before you buy a vehicle or use it to haul people or cargo, carefully review the Vehicle Loading section of the Owner's Manual and check the carrying capacity of your specific vehicle on the label on the inside of the driver's door jamb. 2 Maximum trailering ratings are intended for comparison purposes only. Before you buy a vehicle or use it for trailering, carefully review the trailering section of the Owner's Manual. The trailering capacity of your specific vehicle may vary. The weight of passengers, cargo and options or accessories may reduce the amount you can trailer. 3 Maximum Gross Vehicle Weight Rating (GVWR). When properly equipped; includes weight of vehicle, passengers, cargo and equipment. 4 Maximum Gross Combined Weight Rating (GCWR). When properly equipped; includes weight of the vehicle and trailer combination, including the weight of driver, passengers, fuel, optional equipment and cargo in the vehicle and trailer.

CLICK VEHICLE NAME BELOW TO SEE DIMENSIONS + CAPACITIES



2026 GMC Canyon Denali shown.

2026 GMC CANYON

View Full Details

Cabs/configurations	Crew
Box length	5'
Wheelbase	131.0 in.
Overall length	213.2 in.
Max. seating capacity	5
Max. payload ¹	1,670 lbs.
Max. trailering capacity ² (when properly equipped)	7,700 lbs.
Max. GVWR ³	6,250 lbs.
Max. GCWR ⁴	13,250 lbs.
Wheel size	17, 18 or 20 in.

1 These maximum payload ratings are intended for comparison purposes only. Before you buy a vehicle or use it to haul people or cargo, carefully review the Vehicle Loading section of the Owner's Manual and check the carrying capacity of your specific vehicle on the label on the inside of the driver's door jamb. 2 Maximum trailering ratings are intended for comparison purposes only. Before you buy a vehicle or use it for trailering, carefully review the trailering section of the Owner's Manual. The trailering capacity of your specific vehicle may vary. The weight of passengers, cargo and options or accessories may reduce the amount you can trailer. 3 Maximum Gross Vehicle Weight Rating (GVWR). When properly equipped; includes weight of vehicle, passengers, cargo and equipment. 4 Maximum Gross Combined Weight Rating (GCWR). When properly equipped; includes weight of the vehicle and trailer combination, including the weight of driver, passengers, fuel, optional equipment and cargo in the vehicle and trailer.

CLICK VEHICLE NAME BELOW TO SEE DIMENSIONS + CAPACITIES



2026 Chevrolet Silverado 1500 RST shown.

2026 CHEVROLET SILVERADO 1500

Cabs/configurations	Regular, Double, Crew
Box length	5' 8"/6' 6"/8'
Wheelbase	126 in./140 in./147 in./157 in.
Overall length	210.9 in./229.6 in./231.8 in./232.7 in./241.4 in.
Max. seating capacity	6
Max. payload ¹	2,380 lbs.
Max. trailering capacity ² (when properly equipped)	13,300 lbs. ⁴
Max. GVWR ³	7,300 lbs.

1 These maximum payload ratings are intended for comparison purposes only. Before you buy a vehicle or use it to haul people or cargo, carefully review the Vehicle Loading section of the Owner's Manual and check the carrying capacity of your specific vehicle on the label on the inside of the driver's door jamb. 2 Maximum trailering ratings are intended for comparison purposes only. Before you buy a vehicle or use it for trailering, carefully review the trailering section of the Owner's Manual. The trailering capacity of your specific vehicle may vary. The weight of passengers, cargo and options or accessories may reduce the amount you can trailer. 3 Maximum Gross Vehicle Weight Rating (GVWR). When properly equipped; includes weight of vehicle, passengers, cargo and equipment. 4 Requires 3.0L Duramax® Turbo-Diesel engine.



envolve

CLICK VEHICLE NAME BELOW TO SEE DIMENSIONS + CAPACITIES



2026 GMC Sierra 1500 Pro shown.

2026 GMC SIERRA 1500

Cabs/configurations	Regular, Double, Crew
Box length	5' 8"/6' 6"/8'
Wheelbase	126 in./140 in./147 in./148 in./157 in.
Overall length	210.9 in./229.7 in./231.9 in./232.9 in./241.4 in.
Max. seating capacity	6
Max. payload ¹	2,230 lbs.
Max. trailering capacity ² (when properly equipped)	13,200 lbs. ⁴
Max. GVWR ³	7,300 lbs.
Wheel size	17, 18, 20 or 22 in.

¹ These maximum payload ratings are intended for comparison purposes only. Before you buy a vehicle or use it to haul people or cargo, carefully review the Vehicle Loading section of the Owner's Manual and check the carrying capacity of your specific vehicle on the label on the inside of the driver's door jamb. ² May require optional trailering equipment to achieve maximum capacity. Maximum trailering ratings are intended for comparison purposes only. Before you buy a vehicle or use it for trailering, carefully review the trailering section of the Owner's Manual. The trailering capacity of your specific vehicle may vary. The weight of passengers, cargo and options or accessories may reduce the amount you can trailer. ³ Maximum Gross Vehicle Weight Rating (GVWR). When properly equipped; includes weight of vehicle, passengers, cargo and equipment. ⁴ Requires 2WD Standard Bed Double Cab with 3.0L Duramax® Turbo-Diesel engine.

CLICK VEHICLE NAME BELOW TO SEE DIMENSIONS + CAPACITIES



2026 Chevrolet Silverado 2500 HD LT shown.

2026 CHEVROLET SILVERADO 2500 HD/3500 HD

Cabs/configurations	Regular, Double, Crew
Box length	6' 9"/8'
Wheelbase	142 in./149 in./159 in./162 in./172 in.
Overall length	235.5 in./240.5 in./250.0 in./252.0 in./256.5 in./266.0 in.
Max. seating capacity	6
Max. payload ¹	4,101 lbs. (2500) 7,329 lbs. (3500)
Max. trailering capacity ² (when properly equipped)	22,420 lbs. ⁴ (2500) 36,000 lbs. ⁵ (3500)
Max. GVWR ³	11,900 lbs. (2500) 14,000 lbs. (3500)

1 These maximum payload ratings are intended for comparison purposes only. Before you buy a vehicle or use it to haul people or cargo, carefully review the Vehicle Loading section of the Owner's Manual and check the carrying capacity of your specific vehicle on the label on the inside of the driver's door jamb. 2 Maximum trailering ratings are intended for comparison purposes only. Before you buy a vehicle or use it for trailering, carefully review the trailering section of the Owner's Manual. The trailering capacity of your specific vehicle may vary. The weight of passengers, cargo and options or accessories may reduce the amount you can trailer. 3 Maximum Gross Vehicle Weight Rating (GVWR). When properly equipped; includes weight of vehicle, passengers, cargo and equipment. 4 Requires 6.6L Duramax® Turbo-Diesel V8 engine. 5 Maximum gooseneck trailering capability. Requires 6.6L Duramax® Turbo-Diesel V8 engine.

CLICK VEHICLE NAME BELOW TO SEE DIMENSIONS + CAPACITIES



2026 GMC Sierra 2500 Heavy Duty Pro shown.

2026 GMC SIERRA 2500 HEAVY DUTY/3500 HEAVY DUTY

View Full Details

Cabs/configurations	Regular, Double, Crew
Box length	6' 9"/8'
Wheelbase	142 in./149 in./159 in./ 162 in./172 in.
Overall length	236.3 in./241.2 in./ 250.7 in./257.2 in./266.7 in.
Max. seating capacity	6
Max. payload ¹	4,064 lbs. (2500) 7,237 lbs. (3500)
Max. trailering capacity ² (when properly equipped)	22,390 lbs. ⁴ (2500) 36,000 lbs. ⁵ (3500)
Max. GVWR ³	11,550 lbs. (2500) 14,000 lbs. (3500)

1 These maximum payload ratings are intended for comparison purposes only. Before you buy a vehicle or use it to haul people or cargo, carefully review the Vehicle Loading section of the Owner's Manual and check the carrying capacity of your specific vehicle on the label on the inside of the driver's door jamb. 2 Maximum trailering ratings are intended for comparison purposes only. Before you buy a vehicle or use it for trailering, carefully review the trailering section of the Owner's Manual. The trailering capacity of your specific vehicle may vary. The weight of passengers, cargo and options or accessories may reduce the amount you can trailer. 3 Maximum Gross Vehicle Weight Rating (GVWR). When properly equipped; includes weight of vehicle, passengers, cargo and equipment. 4 Requires 6.6L Duramax® Turbo-Diesel V8 engine. 5 Maximum gooseneck trailering capability. Requires 6.6L Duramax® Turbo-Diesel V8 engine.

CLICK VEHICLE NAME BELOW TO SEE DIMENSIONS + CAPACITIES



2025 GMC Sierra 3500 Heavy Duty Chassis Cab shown.

2026 GMC SIERRA 3500
HEAVY DUTY CHASSIS CAB

View Full Details

	Regular Cab	Crew Cab
Width	80.8 in.	80.8 in.
Height	80.1 in.	80.1 in.
Wheelbase	146 in./171 in.	177 in.
Length	239.8 in./264.2 in.	270.3 in.
Cab to axle	60 in./84.5 in.	60 in.
Max. payload ¹	7,329 lbs. (gas) 6,600 lbs. (diesel)	6,775 lbs. (gas) 6,047 lbs. (diesel)
Max. GVWR ²	14,000 lbs.	14,000 lbs.
Max. GCWR ³	26,000 lbs. (gas) 40,000 lbs. (diesel)	26,000 lbs. (gas) 40,000 lbs. (diesel)
Max. GAWR ⁴ : front	5,200 lbs. (gas) 5,600 lbs. (diesel)	5,200 lbs. (gas) 6,000 lbs. (diesel)
Max. GAWR ⁴ : rear	10,400 lbs.	10,400 lbs.

¹ These maximum payload ratings are intended for comparison purposes only. Before you buy a vehicle or use it to haul people or cargo, carefully review the Vehicle Loading section of the Owner's Manual and check the carrying capacity of your specific vehicle on the label on the inside of the driver's door jamb. ² Maximum Gross Vehicle Weight Rating (GVWR). When properly equipped; includes weight of vehicle, passengers, cargo and equipment. ³ Maximum Gross Combined Weight Rating (GCWR). When properly equipped; includes weight of the vehicle and trailer combination, including the weight of driver, passengers, fuel, optional equipment and cargo in the vehicle and trailer. ⁴ Gross Axle Weight Rating (GAWR) is the maximum allowable weight to be placed on the individual axle.

CLICK VEHICLE NAME BELOW TO SEE DIMENSIONS + CAPACITIES



2025 Chevrolet Silverado 3500 HD Chassis Cab shown.

2026 CHEVROLET SILVERADO
3500 HD CHASSIS CAB

View Full Details

	Regular Cab	Crew Cab
Width	81.7 in.	81.8 in.
Height	80.1 in.	80.1 in.
Wheelbase	146 in./171 in.	177 in.
Length	239.8 in./264.2 in.	270.2 in.
Cab to axle	60 in./84.5 in.	60 in.
Max. payload ¹	7,329 lbs. (gas) 6,600 lbs. (diesel)	6,775 lbs. (gas) 6,047 lbs. (diesel)
Max. GVWR ²	14,000 lbs.	14,000 lbs.
Max. GCWR ³	26,000 lbs. (gas) 40,000 lbs. (diesel)	26,000 lbs. (gas) 40,000 lbs. (diesel)
Max. GAWR ⁴ : front	5,200 lbs. (gas) 5,600 lbs. (diesel)	5,200 lbs. (gas) 5,600 lbs. (diesel)
Max. GAWR ⁴ : rear	10,400 lbs.	10,400 lbs.

¹ These maximum payload ratings are intended for comparison purposes only. Before you buy a vehicle or use it to haul people or cargo, carefully review the Vehicle Loading section of the Owner's Manual and check the carrying capacity of your specific vehicle on the label on the inside of the driver's door jamb. ² Maximum Gross Vehicle Weight Rating (GVWR). When properly equipped; includes weight of vehicle, passengers, cargo and equipment. ³ Maximum Gross Combined Weight Rating (GCWR). When properly equipped; includes weight of the vehicle and trailer combination, including the weight of driver, passengers, fuel, optional equipment and cargo in the vehicle and trailer. ⁴ Gross Axle Weight Rating (GAWR) is the maximum allowable weight to be placed on the individual axle.

CLICK VEHICLE NAME BELOW TO SEE DIMENSIONS + CAPACITIES



2024 Chevrolet Silverado 4500 HD 1LT shown.

2026 CHEVROLET SILVERADO
4500 HD CHASSIS CAB

View Full Details

Width	84 in.
Height	82.8 in. (2WD Reg. Cab)
	86.4 in. (4WD Reg. Cab)
	83 in. (2WD Crew Cab)
	86.2 in. (4WD Crew Cab)
Max. GVWR ¹	16,500 lbs.
Max. GCWR ²	37,500 lbs.
Max. GAWR ³ (front)	7,500 lbs.
Max. GAWR ³ (rear)	15,500 lbs.

	Regular Cab	Crew Cab
Wheelbase	165 in./189 in./201 in./ 219 in./231 in./243 in.	175 in./199 in./219 in./ 235 in.
Length	248.5 in.-360 in.	258.7 in.-344.2 in.
Cab to axle	84 in./108 in./120 in./ 138 in./150 in./162 in.	60 in./84 in./ 104 in./120 in.
Max. payload range ⁴	5,830 lbs.-8,920 lbs.	5,187 lbs.-8,249 lbs.

1 Maximum Gross Vehicle Weight Rating (GVWR). When properly equipped; includes weight of vehicle, passengers, cargo and equipment.
2 Maximum Gross Combined Weight Rating (GCWR). When properly equipped; includes weight of the vehicle and trailer combination, including the weight of driver, passengers, fuel, optional equipment and cargo in the vehicle and trailer. 3 Gross Axle Weight Rating (GAWR) is the maximum allowable weight to be placed on the individual axle. 4 These maximum payload ratings are intended for comparison purposes only. Before you buy a vehicle or use it to haul people or cargo, carefully review the Vehicle Loading section of the Owner's Manual and check the carrying capacity of your specific vehicle on the label on the inside of the driver's door jamb.



envolve

CLICK VEHICLE NAME BELOW TO SEE DIMENSIONS + CAPACITIES



2025 Chevrolet Silverado 5500 HD 1LT shown. Vehicle shown with upfits from an independent supplier and are not covered by the GM New Vehicle Limited Warranty. GM is not responsible for the safety and quality of independent supplier alterations.

2026 CHEVROLET SILVERADO 5500 HD CHASSIS CAB

View Full Details

Width	84 in.
Height	82.8 in. (2WD Reg. Cab)
	86.4 in. (4WD Reg. Cab)
	83 in. (2WD Crew Cab)
	86.2 in. (4WD Crew Cab)
Max. GVWR ¹	19,500 lbs.
Max. GCWR ²	37,500 lbs.
Max. GAWR ³ (front)	8,000 lbs.
Max. GAWR ³ (rear)	15,500 lbs.

	Regular Cab	Crew Cab
Wheelbase	165 in./189 in./201 in./ 219 in./231 in./243 in.	175 in./199 in./219 in./ 235 in.
Length	248.5 in.-360 in.	258.7 in.-344.2 in.
Cab to axle	84 in./108 in./120 in./	60 in./84 in./
	138 in./150 in./162 in.	104 in./120 in.
Max. payload range ⁴	9,329 lbs.-11,860 lbs.	8,686 lbs.-11,196 lbs.

1 Maximum Gross Vehicle Weight Rating (GVWR). When properly equipped; includes weight of vehicle, passengers, cargo and equipment.
2 Maximum Gross Combined Weight Rating (GCWR). When properly equipped; includes weight of the vehicle and trailer combination, including the weight of driver, passengers, fuel, optional equipment and cargo in the vehicle and trailer. 3 Gross Axle Weight Rating (GAWR) is the maximum allowable weight to be placed on the individual axle. 4 These maximum payload ratings are intended for comparison purposes only. Before you buy a vehicle or use it to haul people or cargo, carefully review the Vehicle Loading section of the Owner's Manual and check the carrying capacity of your specific vehicle on the label on the inside of the driver's door jamb.



CLICK VEHICLE NAME BELOW TO SEE DIMENSIONS + CAPACITIES



2025 Chevrolet Silverado 6500 HD 1LT shown. Vehicle shown with upfits from an independent supplier and are not covered by the GM New Vehicle Limited Warranty. GM is not responsible for the safety and quality of independent supplier alterations.

2026 CHEVROLET SILVERADO 6500 HD CHASSIS CAB

View Full Details

Width	84 in.
Height	82.8 in. (2WD Reg. Cab)
	86.4 in. (4WD Reg. Cab)
	83 in. (2WD Crew Cab)
	86.2 in. (4WD Crew Cab)
Max. GVWR ¹	23,500 lbs.
Max. GCWR ²	37,500 lbs.
Max. GAWR ³ (front)	8,000 lbs.
Max. GAWR ³ (rear)	15,500 lbs.

	Regular Cab	Crew Cab
Wheelbase	165 in./189 in./201 in./ 219 in./231 in./243 in.	175 in./199 in./219 in./ 235 in.
Length	248.5 in.-360 in.	258.7 in.-344.2 in.
Cab to axle	84 in./108 in./120 in./ 138 in./150 in./162 in.	60 in./84 in./ 104 in./120 in.
Max. payload range ⁴	12,743 lbs.-15,867 lbs.	12,193 lbs.-15,196 lbs.

1 Maximum Gross Vehicle Weight Rating (GVWR). When properly equipped; includes weight of vehicle, passengers, cargo and equipment.
2 Maximum Gross Combined Weight Rating (GCWR). When properly equipped; includes weight of the vehicle and trailer combination, including the weight of driver, passengers, fuel, optional equipment and cargo in the vehicle and trailer. 3 Gross Axle Weight Rating (GAWR) is the maximum allowable weight to be placed on the individual axle. 4 These maximum payload ratings are intended for comparison purposes only. Before you buy a vehicle or use it to haul people or cargo, carefully review the Vehicle Loading section of the Owner's Manual and check the carrying capacity of your specific vehicle on the label on the inside of the driver's door jamb.



CLICK VEHICLE NAME BELOW TO SEE DIMENSIONS + CAPACITIES



2025 Chevrolet Low Cab Forward 3500 HG shown. Vehicle shown with upfits from an independent supplier and are not covered by the GM New Vehicle Limited Warranty. GM is not responsible for the safety and quality of independent supplier alterations.

2027 CHEVROLET LOW CAB FORWARD 3500 HG

View Full Details

Width	81.3 in.
Max. GVWR ¹	12,000 lbs.
Max. GCWR ²	18,000 lbs.
Max. GAWR ³ : front	4,860 lbs.
Max. GAWR ³ : rear	8,840 lbs.

	Regular Cab	Crew Cab
Wheelbase	109 in./132.5 in./150 in./176 in.	150 in./176 in.
Length	200.5 in./224 in./241.5 in./267.5 in.	241.5 in./267.5 in.
Height	90 in.	90 in.
Cab to end of frame	129.6 in./153.1 in./170.6 in./196.6 in.	131.6 in./157.6 in.
Cab to axle	86.5 in./110 in./127.5 in./153.5 in.	88.5 in./114.5 in.
Base payload range ⁴	6,667 lbs.-6,846 lbs.	6,115 lbs.-6,166 lbs.

1 Maximum Gross Vehicle Weight Rating (GVWR). When properly equipped; includes weight of vehicle, passengers, cargo and equipment. 2 Maximum Gross Combined Weight Rating (GCWR). When properly equipped; includes weight of the vehicle and trailer combination, including the weight of driver, passengers, fuel, optional equipment and cargo in the vehicle and trailer. 3 Gross Axle Weight Rating (GAWR) is the maximum allowable weight to be placed on the individual axle. 4 These maximum payload ratings are intended for comparison purposes only. Before you buy a vehicle or use it to haul people or cargo, carefully review the Vehicle Loading section of the Owner's Manual and check the carrying capacity of your specific vehicle on the label on the inside of the driver's door jamb.

CLICK VEHICLE NAME BELOW TO SEE DIMENSIONS + CAPACITIES



2025 Chevrolet Low Cab Forward 4500 HG shown. Vehicle shown with upfits from an independent supplier and are not covered by the GM New Vehicle Limited Warranty. GM is not responsible for the safety and quality of independent supplier alterations.

2027 CHEVROLET LOW CAB FORWARD 4500 HG

View Full Details

Width	81.3 in.
Max. GVWR ¹	14,500 lbs.
Max. GCWR ²	20,500 lbs.
Max. GAWR ³ : front	6,630 lbs.
Max. GAWR ³ : rear	11,020 lbs.

	Regular Cab	Crew Cab
Wheelbase	109 in./132.5 in./150 in./176 in.	150 in./176 in.
Length	200.5 in./224 in./241.5 in./267.5 in.	241.5 in./267.5 in.
Height	90.9 in.	91.1 in.
Cab to end of frame	129.6 in./153.1 in./170.6 in./196.6 in.	131.6 in./157.6 in.
Cab to axle	86.5 in./110 in./127.5 in./153.5 in.	88.5 in./114.5 in.
Base payload range ⁴	8,826 lbs.-8,986 lbs.	8,277-8,318 lbs.

1 Maximum Gross Vehicle Weight Rating (GVWR). When properly equipped; includes weight of vehicle, passengers, cargo and equipment. 2 Maximum Gross Combined Weight Rating (GCWR). When properly equipped; includes weight of the vehicle and trailer combination, including the weight of driver, passengers, fuel, optional equipment and cargo in the vehicle and trailer. 3 Gross Axle Weight Rating (GAWR) is the maximum allowable weight to be placed on the individual axle. 4 These maximum payload ratings are intended for comparison purposes only. Before you buy a vehicle or use it to haul people or cargo, carefully review the Vehicle Loading section of the Owner's Manual and check the carrying capacity of your specific vehicle on the label on the inside of the driver's door jamb.

CLICK VEHICLE NAME BELOW TO SEE DIMENSIONS + CAPACITIES



2025 Chevrolet Low Cab Forward 5500 HG shown. Vehicle shown with upfits from an independent supplier and are not covered by the GM New Vehicle Limited Warranty. GM is not responsible for the safety and quality of independent supplier alterations.

2027 CHEVROLET LOW CAB FORWARD 5500 HG

View Full Details

Width	81.3 in.
Max. GVWR ¹	17,950 lbs.
Max. GCWR ²	23,950 lbs.
Max. GAWR ³ : front	6,830 lbs.
Max. GAWR ³ : rear	13,660 lbs.

	Regular Cab	Crew Cab
Wheelbase	132.5 in./150 in./176 in./200 in.	150 in./176 in./200 in.
Length	224 in./241.5 in./267.5 in./291.5 in.	241.5 in./267.5 in./291.5 in.
Height	92.4 in.	92.4 in.
Cab to end of frame	153.1 in./170.6 in./196.6 in./220.6 in.	131.6 in./157.6 in./181.6 in.
Cab to axle	110 in./127.5 in./153.5 in./177.5 in.	88.5 in./114.5 in./138.5 in.
Base payload range ⁴	11,665 lbs.-12,064 lbs.	11,105 lbs.-11,471 lbs.

1 Maximum Gross Vehicle Weight Rating (GVWR). When properly equipped; includes weight of vehicle, passengers, cargo and equipment.
2 Maximum Gross Combined Weight Rating (GCWR). When properly equipped; includes weight of the vehicle and trailer combination, including the weight of driver, passengers, fuel, optional equipment and cargo in the vehicle and trailer. 3 Gross Axle Weight Rating (GAWR) is the maximum allowable weight to be placed on the individual axle. 4 These maximum payload ratings are intended for comparison purposes only. Before you buy a vehicle or use it to haul people or cargo, carefully review the Vehicle Loading section of the Owner's Manual and check the carrying capacity of your specific vehicle on the label on the inside of the driver's door jamb.



envolve

CLICK VEHICLE NAME BELOW TO SEE DIMENSIONS + CAPACITIES



2025 Chevrolet Low Cab Forward 5500 XG shown. Vehicle shown with upfits from an independent supplier and are not covered by the GM New Vehicle Limited Warranty. GM is not responsible for the safety and quality of independent supplier alterations.

2027 CHEVROLET LOW CAB FORWARD 5500 XG

Width	81.3 in.	View Full Details
Max. GVWR ¹	19,500 lbs.	
Max. GCWR ²	25,500 lbs.	
Max. GAWR ³ : front	7,275 lbs.	
Max. GAWR ³ : rear	14,460 lbs.	

	Regular Cab	Crew Cab
Wheelbase	132.5 in./150 in./ 176 in./200 in./212 in.	150 in./176 in./ 200 in./212 in.
Length	224 in./241.5 in./ 267.5 in./291.5 in./ 303.5 in.	241.5 in./267.5 in./ 291.5 in./303.5 in.
Height	92.4 in.	92.4 in.
Cab to end of frame	153.1 in./170.6 in./ 196.6 in./220.6 in./ 232.6 in.	131.6 in./157.6 in./ 181.6 in./193.6 in.
Cab to axle	110 in./127.5 in./ 153.5 in./177.5 in./ 189.5 in.	88.5 in./114.5 in./ 138.5 in./150.5 in.
Base payload range ⁴	13,166 lbs.-13,611 lbs.	12,606 lbs.-13,018 lbs.

1 Maximum Gross Vehicle Weight Rating (GVWR). When properly equipped; includes weight of vehicle, passengers, cargo and equipment.
2 Maximum Gross Combined Weight Rating (GCWR). When properly equipped; includes weight of the vehicle and trailer combination, including the weight of driver, passengers, fuel, optional equipment and cargo in the vehicle and trailer. 3 Gross Axle Weight Rating (GAWR) is the maximum allowable weight to be placed on the individual axle. 4 These maximum payload ratings are intended for comparison purposes only. Before you buy a vehicle or use it to haul people or cargo, carefully review the Vehicle Loading section of the Owner's Manual and check the carrying capacity of your specific vehicle on the label on the inside of the driver's door jamb.

CLICK VEHICLE NAME BELOW TO SEE DIMENSIONS + CAPACITIES



2027 Chevrolet Low Cab Forward 4500 HD shown. Vehicle shown with upfits from an independent supplier and are not covered by the GM New Vehicle Limited Warranty. GM is not responsible for the safety and quality of independent supplier alterations.

2027 CHEVROLET LOW CAB FORWARD 4500 HD

View Full Details

Width	81.3 in.
Max. GVWR ¹	14,500 lbs.
Max. GCWR ²	20,500 lbs.
Max. GAWR ³ (front)	5,360 lbs.
Max. GAWR ³ (rear)	9,880 lbs.

	Regular Cab	Crew Cab
Wheelbase	109 in./132.5 in./150 in./176 in.	150 in./176 in.
Length	195.7 in./219.2 in./236.7 in./262.7 in.	236.7 in./262.7 in.
Height	91.3 in.	90.8 in.
Cab to end of frame	129.6 in./153.1 in./170.6 in./196.6 in.	131.6 in./157.6 in.
Cab to axle	86.5 in./110 in./127.5 in./153.5 in.	88.5 in./114.5 in.
Base payload range ⁴	8,327 lbs.-8,470 lbs.	7,725 lbs.-7,776 lbs.

1 Maximum Gross Vehicle Weight Rating (GVWR). When properly equipped; includes weight of vehicle, passengers, cargo and equipment.
2 Maximum Gross Combined Weight Rating (GCWR). When properly equipped; includes weight of the vehicle and trailer combination, including the weight of driver, passengers, fuel, optional equipment and cargo in the vehicle and trailer. 3 Gross Axle Weight Rating (GAWR) is the maximum allowable weight to be placed on the individual axle. 4 These maximum payload ratings are intended for comparison purposes only. Before you buy a vehicle or use it to haul people or cargo, carefully review the Vehicle Loading section of the Owner's Manual and check the carrying capacity of your specific vehicle on the label on the inside of the driver's door jamb.

CLICK VEHICLE NAME BELOW TO SEE DIMENSIONS + CAPACITIES



2027 Chevrolet Low Cab Forward 4500 XD shown. Vehicle shown with upfits from an independent supplier and are not covered by the GM New Vehicle Limited Warranty. GM is not responsible for the safety and quality of independent supplier alterations.

2027 CHEVROLET LOW CAB FORWARD 4500 XD

View Full Details

Width	81.3 in.
Max. GVWR ¹	16,000 lbs.
Max. GCWR ²	22,000 lbs.
Max. GAWR ³ (front)	6,630 lbs.
Max. GAWR ³ (rear)	11,020 lbs.

	Regular Cab	Crew Cab
Wheelbase	109 in./132.5 in./150 in./176 in.	150 in./176 in.
Length	195.7 in./219.2 in./236.7 in./262.7 in.	236.7 in./262.7 in.
Height	92.9 in.	92.4 in.
Cab to end of frame	129.6 in./153.1 in./170.6 in./196.6 in.	131.6 in./157.6 in.
Cab to axle	86.5 in./110 in./127.5 in./153.5 in.	88.5 in./114.5 in.
Base payload range ⁴	9,430 lbs.-9,576 lbs.	8,831 lbs.-8,879 lbs.

1 Maximum Gross Vehicle Weight Rating (GVWR). When properly equipped; includes weight of vehicle, passengers, cargo and equipment.
2 Maximum Gross Combined Weight Rating (GCWR). When properly equipped; includes weight of the vehicle and trailer combination, including the weight of driver, passengers, fuel, optional equipment and cargo in the vehicle and trailer. 3 Gross Axle Weight Rating (GAWR) is the maximum allowable weight to be placed on the individual axle. 4 These maximum payload ratings are intended for comparison purposes only. Before you buy a vehicle or use it to haul people or cargo, carefully review the Vehicle Loading section of the Owner's Manual and check the carrying capacity of your specific vehicle on the label on the inside of the driver's door jamb.



envolve

CLICK VEHICLE NAME BELOW TO SEE DIMENSIONS + CAPACITIES



2027 Chevrolet Low Cab Forward 5500 XD shown. Vehicle shown with upfits from an independent supplier and are not covered by the GM New Vehicle Limited Warranty. GM is not responsible for the safety and quality of independent supplier alterations.

2027 CHEVROLET LOW CAB FORWARD 5500 XD

View Full Details

Width	81.3 in.
Max. GVWR ¹	19,500 lbs.
Max. GCWR ²	25,500 lbs.
Max. GAWR ³ (front)	7,275 lbs.
Max. GAWR ³ (rear)	13,660 lbs.

	Regular Cab	Crew Cab
Wheelbase	109 in./132.5 in./150 in./176 in./200 in./212 in.	150 in./176 in.
Length	195.7 in./219.2 in./236.7 in./262.7 in./286.7 in./298.7 in.	236.7 in./262.7 in.
Height	92.9 in.	92.4 in.
Cab to end of frame	129.6 in./153.1 in./170.6 in./196.6 in./220.6 in./232.6 in.	131.6 in./157.6 in.
Cab to axle	86.5 in./110 in./127.5 in./153.5 in./177.5 in./189.5 in.	88.5 in./114.5 in.
Base payload range ⁴	12,473 lbs.-12,970 lbs.	12,209 lbs.-12,260 lbs.

1 Maximum Gross Vehicle Weight Rating (GVWR). When properly equipped; includes weight of vehicle, passengers, cargo and equipment. 2 Maximum Gross Combined Weight Rating (GCWR). When properly equipped; includes weight of the vehicle and trailer combination, including the weight of driver, passengers, fuel, optional equipment and cargo in the vehicle and trailer. 3 Gross Axle Weight Rating (GAWR) is the maximum allowable weight to be placed on the individual axle. 4 These maximum payload ratings are intended for comparison purposes only. Before you buy a vehicle or use it to haul people or cargo, carefully review the Vehicle Loading section of the Owner's Manual and check the carrying capacity of your specific vehicle on the label on the inside of the driver's door jamb.



envolve

CLICK VEHICLE NAME BELOW TO SEE DIMENSIONS + CAPACITIES



2025 Chevrolet Low Cab Forward 6500 XD shown. Vehicle shown with upfits from an independent supplier and are not covered by the GM New Vehicle Limited Warranty. GM is not responsible for the safety and quality of independent supplier alterations.

2027 CHEVROLET LOW CAB FORWARD 6500 XD

View Full Details

Width	93.5 in.
Height	110.2 in.
Wheelbase	152 in./170 in./188 in./200 in./ 212 in./224 in./236 in./248 in.
Length	274.4 in./301.5 in./328.5 in./346.4 in./ 364.6 in./382.5 in./400.6 in./418.5 in.
Cab to end of frame	192.9 in./220 in./247 in./264.9 in./ 283.1 in./301 in./319.1 in./337 in.
Cab to axle	127 in./145 in./163 in./175 in./ 187 in./199 in./211 in./223 in.
Base payload range ¹	14,730 lbs.-15,932 lbs.
Max. GVWR ²	25,950 lbs.
Max. GCWR ³	30,000 lbs.
Max. GAWR ⁴ : front	12,000 lbs.
Max. GAWR ⁴ : rear	19,000 lbs.

1 These maximum payload ratings are intended for comparison purposes only. Before you buy a vehicle or use it to haul people or cargo, carefully review the Vehicle Loading section of the Owner's Manual and check the carrying capacity of your specific vehicle on the label on the inside of the driver's door jamb. 2 Maximum Gross Vehicle Weight Rating (GVWR). When properly equipped; includes weight of vehicle, passengers, cargo and equipment. 3 Maximum Gross Combined Weight Rating (GCWR). When properly equipped; includes weight of the vehicle and trailer combination, including the weight of driver, passengers, fuel, optional equipment and cargo in the vehicle and trailer. 4 Gross Axle Weight Rating (GAWR) is the maximum allowable weight to be placed on the individual axle.



envolve

CLICK VEHICLE NAME BELOW TO SEE DIMENSIONS + CAPACITIES



2025 Chevrolet Low Cab Forward 7500 XD shown. Vehicle shown with upfits from an independent supplier and are not covered by the GM New Vehicle Limited Warranty. GM is not responsible for the safety and quality of independent supplier alterations.

2027 CHEVROLET LOW CAB FORWARD 7500 XD

View Full Details

Width	93.5 in.
Height	112 in.
Wheelbase	152 in./170 in./188 in./200 in./ 212 in./224 in./236 in./248 in.
Length	274.4 in./301.5 in./328.5 in./346.4 in./ 364.6 in./382.5 in./400.6 in./418.5 in.
Cab to end of frame	192.9 in./220 in./247 in./264.9 in./ 283.1 in./301 in./319.1 in./337 in.
Cab to axle	127 in./145 in./163 in./175 in./ 187 in./199 in./211 in./223 in.
Base payload range ¹	21,455 lbs.-22,657 lbs.
Max. GVWR ²	33,000 lbs.
Max. GCWR ³	33,000 lbs.
Max. GAWR ⁴ : front	12,000 lbs.
Max. GAWR ⁴ : rear	21,000 lbs.

1 These maximum payload ratings are intended for comparison purposes only. Before you buy a vehicle or use it to haul people or cargo, carefully review the Vehicle Loading section of the Owner's Manual and check the carrying capacity of your specific vehicle on the label on the inside of the driver's door jamb. 2 Maximum Gross Vehicle Weight Rating (GVWR). When properly equipped; includes weight of vehicle, passengers, cargo and equipment. 3 Maximum Gross Combined Weight Rating (GCWR). When properly equipped; includes weight of the vehicle and trailer combination, including the weight of driver, passengers, fuel, optional equipment and cargo in the vehicle and trailer. 4 Gross Axle Weight Rating (GAWR) is the maximum allowable weight to be placed on the individual axle.



envolve

2026 CHEVROLET COLORADO

AVAILABLE MODELS

Work Truck 2WD or 4WD	2WT/4WT	Z71 4WD	4Z7
LT 2WD or 4WD	2LT/4LT	ZR2 4WD	4ZR
Trail Boss 4WD	OTR		

EXTERIOR COLORS



NOTE: Exterior colors vary by trim level. See Order Guide for details.

HIGHLIGHTS



STANDARD
**TURBOMAX
ENGINE**



UP TO
7,700 LBS.
Max. Trailering Capacity²



UP TO
430 LB.-FT.
Max. Torque with
TurboMax Engine

KEY STANDARD FEATURES

Features based on Work Truck 2WD model with 2WT equipment group.

SAFETY + SECURITY

Blind Zone Steering Assist³

Buckle to Drive³

Chevy Safety Assist, includes Automatic Emergency Braking³, Front Pedestrian and Bicyclist Braking³, Lane Keep Assist with Lane Departure Warning³, Following Distance Indicator³, Forward Collision Alert³ and IntelliBeam³ automatic high beam control

Embedded OnStar® hardware, includes 8 years of OnStar Fleet Basics⁴

HD Rear Vision Camera³

Hitch Guidance³ with Hitch View³

Rear Cross Traffic Braking³

Rear Park Assist³

Tire Pressure Monitoring System (excludes spare tire) with Tire Fill Alert

PERFORMANCE

TurboMax engine (310 hp/430 lb.-ft. of torque)

4-wheel antilock disc brakes

8-speed automatic transmission

StabiliTrak® Electronic Stability Control System with Proactive Roll Avoidance and Traction Control, includes electronic Trailer Sway Control and Hill Start Assist

PRODUCTIVITY + DRIVE EXPERIENCE

11-inch diagonal Driver Information Center

60/40 split-folding rear bench seats with storage

Cargo area lamp (back of cab)

Color-keyed carpeting with front and rear carpeted floor mats

CornerStep rear bumper

Cruise control³

Front bucket seats with floor console

Google built-in⁵ compatibility with 11.3-inch diagonal advanced color LCD display

Heated, power-adjustable outside mirrors

Push Button Start

Remote Keyless Entry⁶

Remote-locking tailgate

Short Box (5')

SiriusXM® with 360L⁷

Tilt steering column

USB ports⁸ (2)

Wireless Apple CarPlay®⁹ and Android Auto™¹⁰ capable

KEY AVAILABLE FEATURES

Optional features and packages vary by trim level. See Order Guide for details.

Single- or 2-speed Autotrac® electric transfer case with push-button control

8-way power driver seat with power lumbar

120-volt power outlets (1 rear of center console and 1 bed-mounted)

Adaptive Cruise Control³

Advanced Trailering Package¹¹

Auto-dimming inside rearview mirror

Auto-locking rear differential

Blind Zone Steering Assist with trailering³

Bose® premium 7-speaker system

Dual-zone automatic climate control

EZ-Lift and Lower Tailgate

HD Surround Vision³

Heated and ventilated front seats

Heated steering wheel

Hill Descent Control

Keyless Open and Start

LED headlamps, taillamps and Daytime Running Lamps

Power-sliding sunroof with manual shade

Rear Pedestrian Alert³

Recovery hooks¹², front

Remote Start

StowFlex Tailgate

Tilt/telescoping steering column

USB ports⁸, single or dual rear charge-only

Wireless device charging¹³

1 Premium paint; additional charge. 2 Maximum trailering ratings are intended for comparison purposes only. Before you buy a vehicle or use it for trailering, carefully review the Trailering section of the Owner's Manual. The trailering capacity of your specific vehicle may vary. The weight of passengers, cargo and options or accessories may reduce the amount you can trailer. 3 Safety or driver assistance features are no substitute for the driver's responsibility to operate the vehicle in a safe manner. Read the vehicle Owner's Manual for important safety and driver assistance feature limitations and information. 4 Services subject to user terms and limitations. Certain services require working electrical system, cell reception and GPS signal. OnStar links to emergency services. See <https://www.gmenvolve.com/software/onstar> for details. 5 Google built-in services are subject to limitations and availability may vary by vehicle, infotainment system, and location. Select service plan required. Certain Google actions and functionality may require account linking. User terms and privacy statements apply. Google, Android Auto, Google Play and Google Maps are trademarks of Google LLC. 6 Lock/unlock feature requires automatic locks. Remote start requires GM factory-installed and enabled remote start system. See onstar.com for details and limitations. 7 All SiriusXM services require a subscription. Service subject to the SiriusXM Customer Agreement and Privacy Policy, visit www.siriusxm.com to see complete terms and how to cancel, which includes calling 1-866-635-2349. Some services, content and features are subject to device capabilities, an active data connection enabled in the vehicle and location availability. Certain features and/or content may not be available unless an active data connection is enabled in the vehicle. Content varies by SiriusXM subscription plan. All fees, content and features are subject to change. SiriusXM and related logos are trademarks of Sirius XM Radio Inc. and its respective subsidiaries. 8 Not compatible with all devices. 9 Vehicle user interface is a product of Apple® and its terms and privacy statements apply. Requires compatible iPhone® and data plan rates apply. Apple CarPlay®, Siri®, iPhone® and Apple Music® are trademarks of Apple, Inc., registered in the U.S. and other countries. 10 Vehicle user interface is a product of Google, and its terms and privacy statements apply. Requires the Android Auto app on Google Play and a compatible Android™ smartphone. Data plan rates apply. You can check which smartphones are compatible at g.co/androidauto/requirements. Android and Android Auto are trademarks of Google LLC. Wireless use of Android Auto requires a compatible Android 11.0+ phone and compatible active data plan. Check g.co/androidauto/requirements for compatibility. 11 Before you buy a vehicle or use it for trailering, carefully review the Trailering section of the Owner's Manual. The trailering capacity of your specific vehicle may vary. The weight of passengers, cargo and options or accessories may reduce the amount you can trailer. 12 To avoid the risk of injury, never use recovery hooks to tow a vehicle. For more information, see the Recovery Hooks section of your Owner's Manual. 13 The system wirelessly charges one compatible mobile device. Some phones have built-in wireless charging technology and others require a special adapter/back cover. To check for phone or other device compatibility, see my.chevrolet.com/learn for details or consult your carrier.

MODEL AVAILABILITY & SPECIFICATIONS

2026 CHEVROLET COLORADO



2026 Chevrolet Colorado Trail Boss shown.

COLORADO							
Cab Type	Trim	Drivetrain	Box Length	Wheelbase	Max. GVWR ¹	Max. Payload ²	Max. Conventional Trailering ³
Crew Cab (seats up to 5)	Work Truck	2WD	5'	131.3 in.	6,050 lbs.	1,710 lbs.	7,700 lbs. ⁴
	Work Truck	4WD	5'	131.3 in.	6,250 lbs.	1,700 lbs.	7,700 lbs. ⁴
	LT	2WD	5'	131.3 in.	6,050 lbs.	1,710 lbs.	7,700 lbs. ⁴
	LT	4WD	5'	131.3 in.	6,250 lbs.	1,700 lbs.	7,700 lbs. ⁴
	Trail Boss	4WD	5'	131.3 in.	6,250 lbs.	1,570 lbs.	7,700 lbs.
	Z71	4WD	5'	131.3 in.	6,250 lbs.	1,590 lbs.	7,700 lbs.
	ZR2	4WD	5'	131.3 in.	6,250 lbs.	1,310 lbs.	6,000 lbs.

¹ Maximum Gross Vehicle Weight Rating (GVWR). When properly equipped; includes weight of vehicle, passengers, cargo and equipment. ² These maximum payload ratings are intended for comparison purposes only. Before you buy a vehicle or use it to haul people or cargo, carefully review the Vehicle Loading section of the Owner's Manual and check the carrying capacity of your specific vehicle on the label on the inside of the driver door jamb. ³ Maximum trailering ratings are intended for comparison purposes only. Before you buy a vehicle or use it for trailering, carefully review the Trailering section of the Owner's Manual. The trailering capacity of your specific vehicle may vary. The weight of passengers, cargo and options or accessories may reduce the amount you can trailer. ⁴ Requires (Z82) Trailering Package and G80 limited-slip rear differential.

envolve

2026 GMC CANYON

AVAILABLE MODELS

Elevation 2WD or 4WD	2VL/4VL	AT4X 4WD	4TX
AT4 4WD	4SG	Denali 4WD	5SB

EXTERIOR COLORS



2026 GMC Canyon Denali shown.

NOTE: Exterior colors vary by trim level. See Order Guide for details.

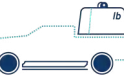
HIGHLIGHTS



STANDARD
**TURBOMAX
ENGINE**



UP TO
7,700 LBS.
Max. Trailering Capacity^{2,3}



UP TO
1,670 LBS.
Max. Payload⁴

KEY STANDARD FEATURES

Features based on Elevation 2WD model with 2VL equipment group.

SAFETY + SECURITY

Buckle to Drive⁵
Canyon Pro Safety, includes Automatic Emergency Braking⁵, Front Pedestrian and Bicyclist Braking⁵, Lane Keep Assist with Lane Departure Warning⁵, Following Distance Indicator⁵, Forward Collision Alert⁵ and IntelliBeam⁵ auto high beam control

Canyon Safety Plus Package, includes Rear Cross Traffic Braking⁵, Rear Park Assist⁵ and Blind Zone Steering Assist with trailering⁵

Embedded OnStar[®] hardware, includes 8 years of OnStar Fleet Basics⁶

HD Rear Vision Camera⁵

Hitch Guidance⁵

Hitch View⁵

Tire Pressure Monitoring System (excludes spare tire) with Tire Fill Alert

PERFORMANCE

TurboMax engine (310 hp/430 lb.-ft. of torque)

4-wheel antilock disc brakes

8-speed automatic transmission
Auto-locking rear differential
Off-Road Performance Display
Off-Road Suspension, 2-inch factory-installed lift and widened track
ProGrade Trailering System³
StabiliTrak[®] Electronic Stability Control System with Proactive Roll Avoidance and Traction Control, includes electronic Trailer Sway Control and Hill Start Assist

PRODUCTIVITY + DRIVE EXPERIENCE

11-inch diagonal fully digital Driver Information Center
11.3-inch diagonal Premium GMC Infotainment System with Google built-in⁷ compatibility
60/40 split-folding rear bench seats with storage
Cargo area lamp (back of cab)
Color-keyed carpeting with front and rear carpeted floor mats
CornerStep rear bumper
Cruise control⁵
Front bucket seats with floor console
Heated, power-adjustable outside mirrors

Keyless Open and Start, includes Remote Keyless Entry⁸
LED headlamps, taillamps and signature Running Lamps
Push Button Start
Rear-sliding window
Rear-window defogger
Recovery hooks⁹, front
Remote-locking tailgate
Short Box (5')
SiriusXM[®] with 360L¹⁰
USB ports¹¹ (3)
In-Vehicle Wi-Fi[®] Hotspot¹² capable
Wireless Apple CarPlay^{®13} and Android Auto^{TM14} capable

KEY AVAILABLE FEATURES

Optional features and packages vary by trim level. See Order Guide for details.

Single- or 2-speed Autotrac[®] electric transfer case with push-button control
6.3-inch diagonal multicolor Head-Up Display⁵
8-way power driver seat and 6-way power front passenger seat with power lumbar

120-volt power outlets (1 rear of center console and 1 bed-mounted)
Adaptive Cruise Control⁵
Auto-dimming inside rearview mirror
Bose[®] premium 7-speaker system
Driver Mode Selector, includes Normal, Off-Road, Terrain and Tow/Haul
Dual-zone automatic climate control
EZ-Lift and Lower Tailgate
HD Surround Vision⁵
Heated and ventilated front seats
Heated steering wheel
Hill Descent Control
MultiStow Tailgate, storage compartment
Power-sliding sunroof with manual shade
Rear Pedestrian Alert⁵
Remote Start
Safety Alert Seat⁵
Spray-on bedliner¹⁵ with GMC logo
Wireless device charging¹⁶

1 Premium paint; additional charge. 2 Maximum trailering ratings are intended for comparison purposes only. 3 Before you buy a vehicle or use it for trailering, carefully review the Trailering section of the Owner's Manual. The trailering capacity of your specific vehicle may vary. The weight of passengers, cargo and options or accessories may reduce the amount you can trailer. 4 These maximum payload ratings are intended for comparison purposes only. Before you buy a vehicle or use it to haul people or cargo, carefully review the Vehicle Loading section of the Owner's Manual and check the carrying capacity of your specific vehicle on the label on the inside of the driver's door jamb. 5 Safety or driver assistance features are no substitute for the driver's responsibility to operate the vehicle in a safe manner. Read the vehicle Owner's Manual for important safety and driver assistance feature limitations and information. 6 Services subject to user terms and limitations. Certain services require working electrical system, cell reception and GPS signal. OnStar links to emergency services. See <https://www.gmenvolve.com/software/onstar> for details. 7 Google built-in services are subject to limitations and availability may vary by vehicle, infotainment system, and location. Select service plan required. Certain Google actions and functionality may require account linking. User terms and privacy statements apply. Google, Android Auto, Google Play and Google Maps are trademarks of Google LLC. 8 Lock/unlock feature requires automatic locks. Remote start requires GM factory-installed and enabled remote start system. See onstar.com for details and limitations. 9 To avoid the risk of injury, never use recovery hooks to tow a vehicle. For more information, see the Recovery Hooks section of your Owner's Manual. 10 All SiriusXM services require a subscription. Service subject to the SiriusXM Customer Agreement and Privacy Policy, visit www.siriusxm.com to see complete terms and how to cancel, which includes calling 1-866-635-2349. Some services, content and features are subject to device capabilities, an active data connection enabled in the vehicle and location availability. Certain features and/or content may not be available unless an active data connection is enabled in the vehicle. Content varies by SiriusXM subscription plan. All fees, content and features are subject to change. SiriusXM and related logos are trademarks of Sirius XM Radio Inc. and its respective subsidiaries. 11 Not compatible with all devices. 12 Service varies with conditions and location. Requires active service plan. See onstar.com for details and limitations. Vehicle must be on or in the accessory position for Wi-Fi to function. 13 Vehicle user interface is a product of Apple[®] and its terms and privacy statements apply. Requires compatible iPhone[®] and data plan rates apply. Apple CarPlay[®], Siri[®], iPhone[®] and Apple Music[®] are trademarks of Apple, Inc., registered in the U.S. and other countries. 14 Vehicle user interface is a product of Google, and its terms and privacy statements apply. Requires the Android Auto app on Google Play and a compatible Android[™] smartphone. Data plan rates apply. You can check which smartphones are compatible at g.co/androidauto/requirements. Android and Android Auto are trademarks of Google LLC. Wireless use of Android Auto requires a compatible Android 11.0+ phone and compatible active data plan. Check g.co/androidauto/requirements for compatibility. 15 Does not include spray-on liner on tailgate due to Black composite inner panel. 16 The system wirelessly charges one compatible mobile device. Some phones have built-in wireless charging technology and others require a special adapter/back cover. To check for phone or other device compatibility, see my.gmc.com/learn for details or consult your carrier.



envolve

MODEL AVAILABILITY & SPECIFICATIONS

2026 GMC CANYON



2026 GMC Canyon Denali shown.

CANYON							
Cab Type	Trim	Drivetrain	Box Length	Wheelbase	Max. GVWR ¹	Max. Payload ²	Max. Conventional Trailering ³
Crew Cab (seats up to 5)	Elevation	2WD	5'	131.0 in.	6,100 lbs.	1,670 lbs.	7,700 lbs.
	Elevation	4WD	5'	131.0 in.	6,250 lbs.	1,610 lbs.	7,700 lbs.
	AT4	4WD	5'	131.0 in.	6,250 lbs.	1,570 lbs.	7,700 lbs.
	AT4X	4WD	5'	131.0 in.	6,250 lbs.	1,260 lbs.	6,000 lbs.
	Denali	4WD	5'	131.0 in.	6,250 lbs.	1,390 lbs.	7,700 lbs.

¹ Maximum Gross Vehicle Weight Rating (GVWR). When properly equipped; includes weight of vehicle, passengers, cargo and equipment. ² These maximum payload ratings are intended for comparison purposes only. Before you buy a vehicle or use it to haul people or cargo, carefully review the Vehicle Loading section of the Owner's Manual and check the carrying capacity of your specific vehicle on the label on the inside of the driver door jamb. ³ Maximum trailering ratings are intended for comparison purposes only. Before you buy a vehicle or use it for trailering, carefully review the Trailering section of the Owner's Manual. The trailering capacity of your specific vehicle may vary. The weight of passengers, cargo and options or accessories may reduce the amount you can trailer.

2026 CHEVROLET SILVERADO 1500

AVAILABLE MODELS

Work Truck 2WD or 4WD	1WT	LT Trail Boss 4WD	2LT
Custom 2WD or 4WD	1CX	ZR2 4WD	3LT
Custom Trail Boss 4WD	2CX	LTZ 2WD or 4WD	1LZ
LT 2WD or 4WD	1LT/2FL (4WD only)	High Country 2WD or 4WD	3LZ
RST 2WD or 4WD	1SP		

EXTERIOR COLORS



NOTE: Exterior colors vary by trim level. See Order Guide for details.

2026 Chevrolet Silverado 1500 RST shown.

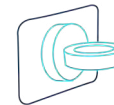
HIGHLIGHTS



AVAILABLE
DURAMAX®
3.0L Turbo-Diesel
Engine



UP TO
430 LB.-FT.
Max. Torque with Standard
TurboMax Engine



STANDARD
12 TIE-DOWNS
Welded Cargo Tie-Downs

KEY STANDARD FEATURES

Features based on Work Truck 2WD model with 1WT equipment group.

SAFETY + SECURITY

- Buckle to Drive²
- Chevy Safety Assist, includes Automatic Emergency Braking², Front Pedestrian Braking², Lane Keep Assist with Lane Departure Warning², Following Distance Indicator², Forward Collision Alert² and IntelliBeam² auto high beam control
- Embedded OnStar® hardware, includes 8 years of OnStar Fleet Basics³
- HD Rear Vision Camera²
- Tire Pressure Monitoring System (excludes spare tire) with Tire Fill Alert

PERFORMANCE

- TurboMax engine (310 hp/430 lb.-ft. of torque) with 8-speed automatic transmission
- StabiliTrak® Electronic Stability Control System with Proactive Roll Avoidance and Traction Control, includes Trailer Sway Control and Hill Start Assist

PRODUCTIVITY + DRIVE EXPERIENCE

- 40/20/40 three-passenger split-bench front seats with covered armrest storage and underseat storage (lockable)
- Cargo tie-downs (12 welded)
- Chevrolet Infotainment 3⁴ with 7-inch diagonal HD color touch-screen
- CornerStep rear bumper
- Cruise control²
- Power windows and door locks
- Push Button Start
- Recovery hooks⁵
- Rubberized-vinyl floor covering
- In-Vehicle Wi-Fi® Hotspot⁶ capable
- Wireless Apple CarPlay^{®7} and Android Auto^{™8} compatibility

KEY AVAILABLE FEATURES

Optional features and packages vary by trim level. See Order Guide for details.

- 3.0L Duramax® Turbo-Diesel engine (305 hp/495 lb.-ft. of torque) with 10-speed automatic transmission

- 5.3L EcoTec3 V8 engine (355 hp/383 lb.-ft. of torque) with 10-speed automatic transmission
- 6.2L EcoTec3 V8 engine (420 hp/460 lb.-ft. of torque) with 10-speed automatic transmission
- 12.3-inch diagonal reconfigurable multicolor Driver Information Center
- 120-volt power outlet (2)
- Adaptive Cruise Control²
- Auto-locking rear differential
- Chevrolet Infotainment 3 Premium⁴ with 13.4-inch diagonal HD color touch-screen and Google built-in⁹ compatibility
- Chevytec spray-on bedliner¹⁰
- E85 FlexFuel capability (Work Truck model with 5.3L V8 engine only)
- Enhanced Automatic Emergency Braking²
- Front and Rear Park Assist²
- HD Surround Vision²
- Heated and ventilated front seats
- Hitch Guidance² with Hitch View²

- Integrated trailer brake controller
- Lane Change Alert with Side Blind Zone Alert²
- LED cargo area lighting
- Max Trailering Package¹¹
- Multicolor, 15-inch diagonal Head-Up Display²
- Multi-Flex Tailgate with six functional load/access features
- Pickup bed delete (Work Truck Regular Cab only)
- Rear Camera Mirror²
- Rear Cross Traffic Braking²
- Rear Pedestrian Alert²
- Remote Start
- Safety Alert Seat²
- Snow Plow Prep Package¹²
- Trailer Side Blind Zone Alert²
- Trailer Tire Pressure Monitoring System
- Universal Vehicle Module
- Upfitter switches¹² (5)
- Z71 Off-Road Package

1 Premium paint; additional charge. 2 Safety or driver assistance features are no substitute for the driver's responsibility to operate the vehicle in a safe manner. Read the vehicle Owner's Manual for important safety and driver assistance feature limitations and information. 3 Services subject to user terms and limitations. Certain services require working electrical system, cell reception and GPS signal. OnStar links to emergency services. See <https://www.gmenvolve.com/software/onstar> for details. 4 Functionality varies by model. Full functionality requires compatible Bluetooth and smartphone. Some devices require USB connectivity. 5 To avoid the risk of injury, never use recovery hooks to tow a vehicle. For more information, see the Recovery Hooks section of the Owner's Manual. 6 Service varies with conditions and location. Requires active service plan. See onstar.com for details and limitations. Vehicle must be on or in the accessory position for Wi-Fi to function. 7 Vehicle user interface is a product of Apple® and its terms and privacy statements apply. Requires compatible iPhone® and data plan rates apply. Apple CarPlay®, Siri®, iPhone® and Apple Music® are trademarks of Apple, Inc., registered in the U.S. and other countries. 8 Vehicle user interface is a product of Google, and its terms and privacy statements apply. Requires the Android Auto app on Google Play and a compatible Android™ smartphone. Data plan rates apply. You can check which smartphones are compatible at g.co/androidauto/requirements. Android and Android Auto are trademarks of Google LLC. Wireless use of Android Auto requires a compatible Android 11.0+ phone and compatible active data plan. Check g.co/androidauto/requirements for compatibility. 9 Google built-in services are subject to limitations and availability may vary by vehicle, infotainment system, and location. Select service plan required. Certain Google actions and functionality may require account linking. User terms and privacy statements apply. Google, Android Auto, Google Play and Google Maps are trademarks of Google LLC. 10 Does not include spray-on liner on tailgate due to Black composite inner panel. 11 Before you buy a vehicle or use it for trailering, carefully review the trailering section of the Owner's Manual. The trailering capacity of your specific vehicle may vary. The weight of passengers, cargo and options or accessories may reduce the amount you can trailer. 12 Upfits from an independent supplier are not covered by the GM New Vehicle Limited Warranty. GM is not responsible for the safety and quality of independent supplier alterations.



MODEL AVAILABILITY & SPECIFICATIONS

2026 CHEVROLET SILVERADO 1500



2026 Chevrolet Silverado 1500 RST shown.

SILVERADO 1500							
Cab Type	Drivetrain	Box Length	Wheelbase	Max. GVWR ¹	Max. Payload ²	Max. Conventional Trailering ³	Max. Gooseneck/5th-Wheel Trailering ³
Regular Cab (seats up to 3)	2WD	6' 6"	126 in.	6,700 lbs.	2,250 lbs.	9,100 lbs.	9,000 lbs.
	4WD	6' 6"	126 in.	6,800 lbs.	2,140 lbs.	8,900 lbs.	8,800 lbs.
	2WD	8'	140 in.	6,800 lbs.	2,260 lbs.	9,900 lbs. ⁴	9,800 lbs. ⁴
	4WD	8'	140 in.	6,900 lbs.	2,380 lbs.	9,700 lbs. ⁵	9,500 lbs. ⁴
Double Cab (seats up to 6)	2WD	6' 6"	147 in.	7,100 lbs.	2,120 lbs.	13,300 lbs. ⁶	11,000 lbs. ⁴
	4WD	6' 6"	147 in.	7,300 lbs.	2,050 lbs.	13,000 lbs. ⁶	10,800 lbs. ⁴
Crew Cab (seats up to 6)	2WD	5' 8"	147 in.	7,100 lbs.	2,100 lbs.	13,200 lbs. ⁷	10,200 lbs. ⁴
	4WD	5' 8"	147 in.	7,300 lbs.	2,090 lbs.	13,200 lbs. ⁷	10,000 lbs. ⁴
	2WD	6' 6"	157 in.	7,100 lbs.	2,030 lbs.	13,100 lbs. ⁷	9,700 lbs. ⁴
	4WD	6' 6"	157 in.	7,300 lbs.	2,030 lbs.	13,200 lbs. ⁷	9,600 lbs. ⁴

1 Maximum Gross Vehicle Weight Rating (GVWR). When properly equipped; includes weight of vehicle, passengers, cargo and equipment. 2 These maximum payload ratings are intended for comparison purposes only. Before you buy a vehicle or use it to haul people or cargo, carefully review the Vehicle Loading section of the Owner's Manual and check the carrying capacity of your specific vehicle on the label on the inside of the driver door jamb. 3 Maximum trailering ratings are intended for comparison purposes only. Before you buy a vehicle or use it for trailering, carefully review the Trailering section of the Owner's Manual. The trailering capacity of your specific vehicle may vary. The weight of passengers, cargo and options or accessories may reduce the amount you can trailer. 4 Requires 5.3L V8 engine. 5 Requires 5.3L V8 engine and 10-speed automatic transmission. 6 Requires 6.2L V8 engine. 7 Requires 6.2L V8 engine, Max Trailering Package and 20-inch wheels and tires.

2026 GMC SIERRA 1500

AVAILABLE MODELS

Pro 2WD or 4WD	1SA	AT4 4WD	4SB
SLE 2WD or 4WD	3SA	AT4X 4WD	4SG
Elevation 2WD or 4WD	3VL (4WD only)/3SB	Denali 2WD or 4WD	5SA
SLT 2WD or 4WD	4SA	Denali Ultimate 4WD	5SB

EXTERIOR COLORS



NOTE: Exterior colors vary by trim level. See Order Guide for details.

2026 GMC Sierra 1500 Pro shown.

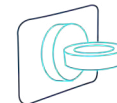
HIGHLIGHTS



AVAILABLE
DURAMAX®
3.0L Turbo-Diesel
Engine



UP TO
430 LB.-FT.
Max. Torque with Standard
TurboMax Engine



STANDARD
12 TIE-DOWNS
Welded Cargo Tie-Downs

KEY STANDARD FEATURES

Features based on Pro 2WD model with 1SA equipment group.

SAFETY + SECURITY

GMC Pro Safety, includes Automatic Emergency Braking², Front Pedestrian Braking², Lane Keep Assist with Lane Departure Warning², Following Distance Indicator², Forward Collision Alert², Buckle to Drive² and IntelliBeam² auto high beam control

Embedded OnStar[®] hardware, includes 8 years of OnStar Fleet Basics³

HD Rear Vision Camera²

PERFORMANCE

TurboMax engine (310 hp/430 lb.-ft. of torque) with 8-speed automatic transmission

StabiliTrak[®] Electronic Stability Control System with Proactive Roll Avoidance and Traction Control, includes Trailer Sway Control and Hill Start Assist

PRODUCTIVITY + DRIVE EXPERIENCE

40/20/40 three-passenger split-bench front seat with covered armrest storage and underseat storage (lockable)

60/40 three-passenger, fold-up rear bench seat

Cargo tie-downs (12 welded)

CornerStep rear bumper

Cruise control²

GMC Infotainment System⁴ with 7-inch diagonal color touch-screen

LED headlamps and taillamps

Power windows and door locks

Push Button Start

Recovery hooks⁵

Remote Keyless Entry⁶

Rubberized-vinyl floor covering

In-Vehicle Wi-Fi[®] Hotspot⁷ capable

Wireless Apple CarPlay^{®8} and Android Auto^{TM9} compatibility

KEY AVAILABLE FEATURES

Optional features and packages vary by trim level. See Order Guide for details.

3.0L Duramax[®] Turbo-Diesel engine (305 hp/495 lb.-ft. of torque) with 10-speed automatic transmission

5.3L EcoTec3 V8 engine (355 hp/383 lb.-ft. of torque) with 10-speed automatic transmission

6.2L EcoTec3 V8 engine (420 hp/460 lb.-ft. of torque) with 10-speed automatic transmission

12.3-inch diagonal multicolor Driver Information Center

120-volt power outlet (2)

Adaptive Cruise Control²

Auto-locking rear differential

Bed View Camera²

Color-keyed carpeted flooring

E85 FlexFuel capability (Crew Cab 4WD model with 5.3L V8 engine only)

Enhanced Automatic Emergency Braking²

Front buckets seats with center console

GMC MultiPro[™] Power Steps with articulation

GMC MultiPro[™] Tailgate with six functional load/access features

Keyless Open and Start, includes Remote Keyless Entry⁶

Lane Change Alert with Side Blind Zone Alert²

LED cargo area lighting

Max Trailering Package¹⁰

Multicolor, 15-inch diagonal Head-Up Display²

Pickup box delete (Regular Cab only)

Premium GMC Infotainment System⁴ with 13.4-inch diagonal HD color touch-screen and Google built-in¹¹ compatibility

ProGrade[™] Trailering System¹⁰

Rear Camera Mirror²

Remote Start

Safety Alert Seat²

Sierra Safety Plus Package, includes Front and Rear Park Assist², Rear Cross Traffic Braking², Rear Pedestrian Alert², Trailer Camera Provisions, Trailer Side Blind Zone Alert² and HD Surround Vision²

Snow Plow Prep Package¹²

Spray-on bedliner¹³

Universal Vehicle Module (Pro model only)

Upfitter switches¹² (5)

X31 Off-Road and Protection Package

1 Premium paint; additional charge. 2 Safety or driver assistance features are no substitute for the driver's responsibility to operate the vehicle in a safe manner. Read the vehicle Owner's Manual for important safety and driver assistance feature limitations and information. 3 Services subject to user terms and limitations. Certain services require working electrical system, cell reception and GPS signal. OnStar links to emergency services. See <https://www.gmenvolve.com/software/onstar> for details. 4 Functionality varies by model. Full functionality requires compatible Bluetooth and smartphone. Some devices require USB connectivity. 5 To avoid the risk of injury, never use recovery hooks to tow a vehicle. For more information, see the Recovery Hooks section of the Owner's Manual. 6 Lock/unlock feature requires automatic locks. Remote start requires GM factory-installed and enabled remote start system. See onstar.com for details and limitations. 7 Service varies with conditions and location. Requires active service plan. See onstar.com for details and limitations. Vehicle must be on or in the accessory position for Wi-Fi to function. 8 Vehicle user interface is a product of Apple[®] and its terms and privacy statements apply. Requires compatible iPhone[®] and data plan rates apply. Apple CarPlay[®], Siri[®], iPhone[®] and Apple Music[®] are trademarks of Apple, Inc., registered in the U.S. and other countries. 9 Vehicle user interface is a product of Google, and its terms and privacy statements apply. Requires the Android Auto app on Google Play and a compatible Android[™] smartphone. Data plan rates apply. You can check which smartphones are compatible at g.co/androidauto/requirements. Android and Android Auto are trademarks of Google LLC. Wireless use of Android Auto requires a compatible Android 11.0+ phone and compatible active data plan. Check g.co/androidauto/requirements for compatibility. 10 Before you buy a vehicle or use it for trailering, carefully review the Trailering section of the Owner's Manual. The trailering capacity of your specific vehicle may vary. The weight of passengers, cargo and options or accessories may reduce the amount you can trailer. 11 Google built-in services are subject to limitations and availability may vary by vehicle, infotainment system, and location. Select service plan required. Certain Google actions and functionality may require account linking. User terms and privacy statements apply. Google, Android Auto, Google Play and Google Maps are trademarks of Google LLC. 12 Upfits from an independent supplier are not covered by the GM New Vehicle Limited Warranty. GM is not responsible for the safety and quality of independent supplier alterations. 13 Does not include spray-on liner on tailgate due to Black composite inner panel.

MODEL AVAILABILITY & SPECIFICATIONS

2026 GMC SIERRA 1500



2026 GMC Sierra 1500 Pro shown.

SIERRA 1500							
Cab Type	Drivetrain	Box Length	Wheelbase	Max. GVWR ¹	Max. Payload ²	Max. Conventional Trailing ³	Max. Gooseneck/ 5th-Wheel Trailing ³
Regular Cab (seats up to 3)	2WD	6' 6"	126 in.	6,700 lbs.	2,230 lbs.	9,100 lbs. ⁴	9,000 lbs. ⁴
	4WD	6' 6"	126 in.	6,800 lbs.	2,110 lbs.	8,800 lbs. ⁴	8,800 lbs.
	2WD	8'	140 in.	6,800 lbs.	2,230 lbs.	9,800 lbs. ⁵	9,700 lbs. ⁵
	4WD	8'	140 in.	6,900 lbs.	2,090 lbs.	9,500 lbs. ⁵	9,100 lbs. ⁹
Double Cab (seats up to 6)	2WD	6' 6"	147 in.	7,100 lbs.	2,040 lbs.	13,200 lbs. ⁶	9,600 lbs. ⁵
	4WD	6' 6"	147 in.	7,300 lbs.	2,030 lbs.	13,000 lbs. ⁶	9,600 lbs. ⁵
Crew Cab (seats up to 6)	2WD	5' 8"	147 in.	7,100 lbs.	2,020 lbs.	13,100 lbs. ⁶	9,300 lbs. ⁵
	4WD	5' 8"	147 in.	7,300 lbs.	2,000 lbs.	13,000 lbs. ⁷	8,800 lbs. ⁵
	4WD	6' 6"	157 in.	7,300 lbs.	1,950 lbs.	13,000 lbs. ⁸	8,800 lbs. ⁴

¹ Maximum Gross Vehicle Weight Rating (GVWR). When properly equipped; includes weight of vehicle, passengers, cargo and equipment. ² These maximum payload ratings are intended for comparison purposes only. Before you buy a vehicle or use it to haul people or cargo, carefully review the Vehicle Loading section of the Owner's Manual and check the carrying capacity of your specific vehicle on the label on the inside of the driver door jamb. ³ Maximum trailering ratings are intended for comparison purposes only. Before you buy a vehicle or use it for trailering, carefully review the Trailering section of the Owner's Manual. The trailering capacity of your specific vehicle may vary. The weight of passengers, cargo and options or accessories may reduce the amount you can trailer. ⁴ Requires TurboMax engine. ⁵ Requires 5.3L V8 engine. ⁶ Requires 3.0L Turbo-Diesel engine, Max Trailering Package and 20-inch wheels and tires. ⁷ Requires 6.2L V8 engine or 3.0L Turbo-Diesel engine, Max Trailering Package and 20-inch wheels and tires. ⁸ Requires 6.2L V8 engine, Max Trailering Package and 20-inch wheels and tires. ⁹ Requires TurboMax or 5.3L V8 engine.

2026 CHEVROLET SILVERADO 2500 HD/3500 HD

AVAILABLE MODELS

Silverado 2500 HD

Work Truck 2WD or 4WD	1WT
Custom 2WD or 4WD	1CX
LT 4WD	1LT
ZR2 4WD	3LT
LTZ 4WD	1LZ
High Country 4WD	3LZ

Silverado 3500 HD

Work Truck 2WD or 4WD, SRW/DRW	1WT
LT 4WD, SRW/DRW	1LT
LTZ 4WD, SRW/DRW	1LZ
High Country 4WD, SRW/DRW	3LZ

EXTERIOR COLORS



Black



Cypress Gray¹



Lakeshore
Blue Metallic



Polar White
Tricoat¹



Radiant Red
Tintcoat¹



Red Hot



Sterling Gray
Metallic



Summit
White



White Sands

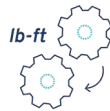
NOTE: Exterior colors vary by trim level. See Order Guide for details.

2026 Chevrolet Silverado 2500 HD LT shown.

HIGHLIGHTS



AVAILABLE
DURAMAX®
6.6L Turbo-Diesel
V8 Engine



UP TO
975 LB.-FT.
Max. Torque with
Available Diesel Engine



UP TO
470 HP
Max. Horsepower with
Available Diesel Engine

KEY STANDARD FEATURES

Features based on 2500 HD Work Truck 2WD model with 1WT equipment group.

SAFETY + SECURITY

Automatic Emergency Braking²

Buckle to Drive²

Embedded OnStar® hardware, includes 8 years of OnStar Fleet Basics³

Following Distance Indicator²

Forward Collision Alert²

Front Pedestrian Braking²

HD Rear Vision Camera²

Hitch Guidance²

IntelliBeam² auto high beam control

Lane Departure Warning²

Tire Pressure Monitoring System (excludes spare tire)

PERFORMANCE

6.6L V8 gas engine (401 hp/464 lb.-ft. of torque)

4-wheel antilock disc brakes with Duralife™ brake rotors

10-speed automatic transmission

Auto-locking rear differential

Integrated trailer brake controller

StabiliTrak® Electronic Stability Control System with Proactive Roll Avoidance and Traction Control, includes electronic Trailer Sway Control and Hill Start Assist

PRODUCTIVITY + DRIVE EXPERIENCE

40/20/40 three-passenger split-bench front seats with covered armrest storage and underseat storage (lockable)

60/40 folding rear bench seats (Crew or Double Cab)

Cargo tie-downs (12)

Chevrolet Infotainment 3⁴ with 7-inch diagonal HD color touch-screen

CornerStep rear bumper and side BedStep

Cruise control²

Power door locks and windows

Push Button Start

Recovery hooks⁵, front

Remote Keyless Entry⁶

Rubberized-vinyl floor covering

Vertical trailering mirrors

In-Vehicle Wi-Fi® Hotspot⁷ capable

Wireless Apple CarPlay®⁸ and Android Auto™⁹ compatibility

KEY AVAILABLE FEATURES

Optional features and packages vary by trim level. See Order Guide for details.

6.6L Duramax® Turbo-Diesel V8 engine (470 hp/975 lb.-ft. of torque)

2-speed Autotrac® transfer case (4WD models)

10-way power driver seat

12.3-inch diagonal multicolor Driver Information Center

15-inch diagonal multicolor Head-Up Display²

120-volt power outlet, bed-mounted and interior

Adaptive Cruise Control²

Assist steps

Back-up alarm, 97 decibels

Bed View Camera²

Carpeted floor covering with rubberized-vinyl floor mats

Chevrolet Infotainment 3 Premium⁴ with 13.4-inch diagonal HD color touch-screen and Google built-in¹⁰ compatibility

E85 FlexFuel capability

Front and Rear Park Assist²

Gooseneck/5th-Wheel Prep Package¹¹

HD Surround Vision²

Heated and ventilated front seats

Heated, wrapped steering wheel

Hill Descent Control

Hitch Guidance² with Hitch View²

Integrated Power Take Off (PTO)

Keyless Open and Start

Lane Change Alert with Side Blind Zone Alert²

Multi-Flex Tailgate with six functional load/access features

Pickup box delete

Power Up/Down, power lock/release tailgate

Rear Camera Mirror²

Rear Cross Traffic Alert²

Remote Start

Safety Alert Seat²

Snow Plow Prep Package¹²

Trailer Side Blind Zone Alert²

Trailer Tire Pressure Monitoring System (excludes spare tire)

Universal Vehicle Module

Upfitter switches¹² (5)

1 Premium paint; additional charge. 2 Safety or driver assistance features are no substitute for the driver's responsibility to operate the vehicle in a safe manner. Read the vehicle Owner's Manual for important safety and driver assistance feature limitations and information. 3 Services subject to user terms and limitations. Certain services require working electrical system, cell reception and GPS signal. OnStar links to emergency services. See <https://www.gmenvolve.com/software/onstar> for details. 4 Functionality varies by model. Full functionality requires compatible Bluetooth and smartphone. Some devices require USB connectivity. 5 To avoid the risk of injury, never use recovery hooks to tow a vehicle. For more information, see the Recovery Hooks section of the Owner's Manual. 6 Lock/unlock feature requires automatic locks. Remote start requires GM factory-installed and enabled remote start system. See onstar.com for details and limitations. 7 Service varies with conditions and location. Requires active service plan. See onstar.com for details and limitations. Vehicle must be on or in the accessory position for Wi-Fi to function. 8 Vehicle user interface is a product of Apple® and its terms and privacy statements apply. Requires compatible iPhone® and data plan rates apply. Apple CarPlay®, Siri®, iPhone® and Apple Music® are trademarks of Apple, Inc., registered in the U.S. and other countries. 9 Vehicle user interface is a product of Google, and its terms and privacy statements apply. Requires the Android Auto app on Google Play and a compatible Android™ smartphone. Data plan rates apply. You can check which smartphones are compatible at g.co/androidauto/requirements. Android and Android Auto are trademarks of Google LLC. Wireless use of Android Auto requires a compatible Android 11.0+ phone and compatible active data plan. Check g.co/androidauto/requirements for compatibility. 10 Google built-in services are subject to limitations and availability may vary by vehicle, infotainment system, and location. Select service plan required. Certain Google actions and functionality may require account linking. User terms and privacy statements apply. Google, Android Auto, Google Play and Google Maps are trademarks of Google LLC. 11 Before you buy a vehicle or use it for trailering, carefully review the Trailering section of the Owner's Manual. The trailering capacity of your specific vehicle may vary. The weight of passengers, cargo and options or accessories may reduce the amount you can trailer. 12 Upfits from an independent supplier are not covered by the GM New Vehicle Limited Warranty. GM is not responsible for the safety and quality of independent supplier alterations.



envolve

MODEL AVAILABILITY & SPECIFICATIONS

2026 CHEVROLET SILVERADO 2500 HD/3500 HD



2026 Chevrolet Silverado 2500 HD LT shown.

2500 HD							
Cab Type	Drivetrain	Box Length	Wheelbase	Max. GVWR ¹	Max. Payload ²	Max. Conventional Trailing ³	Max. Gooseneck/ 5th-Wheel Trailing ³
Regular Cab (seats up to 3)	2WD	8'	142 in.	10,750 lbs.	4,081 lbs.	14,500 lbs.	22,420 lbs. ⁵
	4WD	8'	142 in.	11,025 lbs.	4,033 lbs.	14,500 lbs.	22,050 lbs. ⁵
Double Cab (seats up to 6)	2WD	6' 9"	149 in.	10,900 lbs.	3,802 lbs.	14,500 lbs.	18,100 lbs.
	4WD	6' 9"	149 in.	11,200 lbs.	3,755 lbs.	14,500 lbs.	17,700 lbs.
	2WD	8'	162 in.	11,100 lbs.	3,880 lbs.	17,900 lbs.	17,900 lbs.
	4WD	8'	162 in.	11,450 lbs.	3,926 lbs.	17,600 lbs.	17,600 lbs.
Crew Cab (seats up to 6)	2WD	6' 9"	159 in.	11,050 lbs.	3,798 lbs.	20,000 lbs. ⁴	21,510 lbs. ⁵
	4WD	6' 9"	159 in.	11,350 lbs.	3,779 lbs.	20,000 lbs. ⁴	21,600 lbs. ⁵
	2WD	8'	172 in.	11,200 lbs.	3,895 lbs.	20,000 lbs. ⁴	22,070 lbs. ⁵
	4WD	8'	172 in.	11,550 lbs.	3,937 lbs.	20,000 lbs. ⁴	21,600 lbs. ⁵

3500 HD							
Cab Type	Drivetrain	Box Length	Wheelbase	Max. GVWR ¹	Max. Payload ²	Max. Conventional Trailing ³	Max. Gooseneck/ 5th-Wheel Trailing ³
Regular Cab (seats up to 3)	2WD SRW	8'	142 in.	11,500 lbs.	4,583 lbs.	14,500 lbs.	22,420 lbs.
	2WD DRW	8'	142 in.	14,000 lbs.	7,290 lbs.	20,000 lbs.	36,000 lbs. ⁵
	4WD SRW	8'	142 in.	11,800 lbs.	4,590 lbs.	14,500 lbs.	22,040 lbs.
	4WD DRW	8'	142 in.	14,000 lbs.	6,947 lbs.	20,000 lbs.	31,500 lbs.
Double Cab (seats up to 6)	2WD SRW	8'	162 in.	11,850 lbs.	4,464 lbs.	20,000 lbs.	21,900 lbs.
	2WD DRW	8'	162 in.	14,000 lbs.	6,820 lbs.	20,000 lbs.	31,580 lbs.
	4WD SRW	8'	162 in.	12,150 lbs.	4,456 lbs.	20,000 lbs.	21,590 lbs.

SCROLL FOR MORE CONTENT

1 Requires 6.6L Duramax® Turbo-Diesel V8 engine and 18- or 20-inch wheels. Maximum Gross Vehicle Weight Rating (GVWR). When properly equipped; includes weight of vehicle, passengers, cargo and equipment. 2 Requires 6.6L V8 gas engine and 18- or 20-inch wheels on 2500 HD. These maximum payload ratings are intended for comparison purposes only. Before you buy a vehicle or use it to haul people or cargo, carefully review the Vehicle Loading section of the Owner's Manual and check the carrying capacity of your specific vehicle on the label on the inside of the driver door jamb. 3 Requires 6.6L Duramax® Turbo-Diesel V8 engine. Maximum trailering ratings are intended for comparison purposes only. Before you buy a vehicle or use it for trailering, carefully review the Trailering section of the Owner's Manual. The trailering capacity of your specific vehicle may vary. The weight of passengers, cargo and options or accessories may reduce the amount you can trailer. 4 Requires Max Trailering Package. 5 Requires Max Trailering Package and Gooseneck hitch.

Home

Next

Previous

gm
envolve

MODEL AVAILABILITY & SPECIFICATIONS

2026 CHEVROLET SILVERADO 2500 HD/3500 HD



2026 Chevrolet Silverado 2500 HD LT shown.

3500 HD							
Cab Type	Drivetrain	Box Length	Wheelbase	Max. GVWR ¹	Max. Payload ²	Max. Conventional Trailing ³	Max. Gooseneck/ 5th-Wheel Trailing ³
Regular Cab (seats up to 3)	2WD SRW	8'	142 in.	11,500 lbs.	4,583 lbs.	14,500 lbs.	22,420 lbs.
	2WD DRW	8'	142 in.	14,000 lbs.	7,290 lbs.	20,000 lbs.	36,000 lbs. ⁵
	4WD SRW	8'	142 in.	11,800 lbs.	4,590 lbs.	14,500 lbs.	22,040 lbs.
	4WD DRW	8'	142 in.	14,000 lbs.	6,947 lbs.	20,000 lbs.	31,500 lbs.
Double Cab (seats up to 6)	2WD SRW	8'	162 in.	11,850 lbs.	4,464 lbs.	20,000 lbs.	21,900 lbs.
	2WD DRW	8'	162 in.	14,000 lbs.	6,820 lbs.	20,000 lbs.	31,580 lbs.
	4WD SRW	8'	162 in.	12,150 lbs.	4,456 lbs.	20,000 lbs.	21,590 lbs.
	4WD DRW	8'	162 in.	14,000 lbs.	6,513 lbs.	20,000 lbs.	31,270 lbs.
Crew Cab (seats up to 6)	2WD SRW	6' 9"	159 in.	11,750 lbs.	4,332 lbs.	20,000 lbs.	21,900 lbs.
	4WD SRW	6' 9"	159 in.	12,100 lbs.	4,361 lbs.	20,000 lbs.	21,600 lbs.
	2WD SRW	8'	172 in.	11,900 lbs.	4,429 lbs.	20,000 lbs.	22,070 lbs.
	2WD DRW	8'	172 in.	14,000 lbs.	6,735 lbs.	20,000 lbs.	31,440 lbs.
	4WD SRW	8'	172 in.	12,250 lbs.	4,472 lbs.	20,000 lbs.	21,490 lbs.
	4WD DRW	8'	172 in.	14,000 lbs.	6,428 lbs.	20,000 lbs.	31,000 lbs.

SCROLL FOR MORE CONTENT

1 Requires 6.6L Duramax® Turbo-Diesel V8 engine and 18- or 20-inch wheels. Maximum Gross Vehicle Weight Rating (GVWR). When properly equipped; includes weight of vehicle, passengers, cargo and equipment. 2 Requires 6.6L V8 gas engine and 18- or 20-inch wheels on 2500 HD. These maximum payload ratings are intended for comparison purposes only. Before you buy a vehicle or use it to haul people or cargo, carefully review the Vehicle Loading section of the Owner's Manual and check the carrying capacity of your specific vehicle on the label on the inside of the driver door jamb. 3 Requires 6.6L Duramax® Turbo-Diesel V8 engine. Maximum trailering ratings are intended for comparison purposes only. Before you buy a vehicle or use it for trailering, carefully review the Trailering section of the Owner's Manual. The trailering capacity of your specific vehicle may vary. The weight of passengers, cargo and options or accessories may reduce the amount you can trailer. 4 Requires Max Trailering Package. 5 Requires Max Trailering Package and Gooseneck hitch.

Home

Next

Previous

GM Logo

envolve

2026

GMC SIERRA 2500 HEAVY DUTY/3500 HEAVY DUTY

AVAILABLE MODELS

Sierra 2500 Heavy Duty		Sierra 3500 Heavy Duty	
Pro 2WD or 4WD	1SA	Pro 2WD or 4WD, SRW/DRW	1SA
SLE 4WD	3SA	SLE 4WD, SRW/DRW	3SA
SLT 4WD	4SA	SLT 4WD, SRW/DRW	4SA
AT4 4WD	4SB	AT4 4WD, SRW	4SB
AT4X 4WD	4SG	Denali 4WD, SRW/DRW	5SA
Denali 4WD	5SA	Denali Ultimate 4WD, SRW/DRW	5SB
Denali Ultimate 4WD	5SB		

EXTERIOR COLORS



NOTE: Exterior colors vary by trim level. See Order Guide for details.

2026 GMC Sierra 2500 Heavy Duty Pro shown.

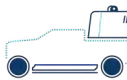
HIGHLIGHTS



AVAILABLE
36,000 LBS.
Max. Gooseneck
Trailer²



STANDARD
10-SPEED
Transmission



AVAILABLE
7,290 LBS.
Max. Payload³

KEY STANDARD FEATURES

Features based on 2500 Heavy Duty Pro 2WD model with 1SA equipment group.

SAFETY + SECURITY

- Embedded OnStar[®] hardware, includes 8 years of OnStar Fleet Basics⁴
- HD Rear Vision Camera⁵ with pickup box
- Hitch Guidance⁵
- Sierra HD Pro Safety, includes Forward Collision Alert⁵, Following Distance Indicator⁵, Front Pedestrian Braking⁵, IntelliBeam⁵ auto high beam control, Lane Departure Warning⁵, Buckle to Drive⁵ and Automatic Emergency Braking⁵
- Tire Pressure Monitoring System (excludes spare tire) with Tire Fill Alert

PERFORMANCE

- 6.6L V8 gas engine (401 hp/464 lb.-ft. of torque)
- 4-wheel antilock disc brakes with Duralife[™] brake rotors
- 10-speed automatic transmission
- Auto-locking rear differential
- Integrated trailer brake controller

StabiliTrak[®] Electronic Stability Control System with Proactive Roll Avoidance and Traction Control, includes Trailer Sway Control and Hill Start Assist

PRODUCTIVITY + DRIVE EXPERIENCE

- 40/20/40 three-passenger split-bench front seats with covered armrest storage and underseat storage (lockable)
- 60/40 folding rear bench seats
- Cargo tie-downs (12)
- CornerStep rear bumper and side BedStep
- Cruise control⁵
- Front recovery hooks⁶
- GMC Infotainment System⁷ with 7-inch diagonal color touch-screen
- Remote Keyless Entry⁸
- Rubberized-vinyl floor covering
- Vertical trailering mirrors
- In-Vehicle Wi-Fi[®] Hotspot⁹ capable
- Wireless Apple CarPlay^{®10} and Android Auto^{™11} compatibility

KEY AVAILABLE FEATURES

Optional features and packages vary by trim level. See Order Guide for details.

- 6.6L Duramax[®] Turbo-Diesel V8 engine (470 hp/975 lb.-ft. of torque)
- 12.3-inch diagonal reconfigurable multicolor Driver Information Center
- 15-inch diagonal multicolor Head-Up Display⁵
- 120-volt power outlets (2)
- Adaptive Cruise Control⁵
- Bose[®] Premium Series 12-speaker audio system
- GMC MultiPro[™] Tailgate with six functional load/access features
- Gooseneck/5th-Wheel Prep Package¹²
- Heated and ventilated, 16-way power front seats
- Heated steering wheel
- Hill Descent Control
- Integrated Power Take Off (PTO)
- Lane Change Alert with Side Blind Zone Alert⁵
- LED cargo area lighting

- Max Trailering Package¹²
- Pickup box delete
- Premium GMC Infotainment System⁷ with 13.4-inch diagonal color touch-screen with Google built-in¹³ compatibility
- ProGrade Trailering System¹²
- Rear Camera Mirror⁵
- Remote Start
- Safety Alert Seat⁵
- Sierra HD Pro Safety Plus Package, includes Trailer Side Blind Zone Alert⁵, Rear Cross Traffic Alert⁵; Crew Cab and Double Cab models include Bed View Camera⁵, HD Surround Vision⁵, Front and Rear Park Assist⁵ and Trailer Camera Provisions
- Snow Plow Prep Package¹⁴
- Spray-on bedliner¹⁵
- Trailer Tire Pressure Monitoring System
- Universal Vehicle Module
- Upfitter switches¹⁴ (5)
- Wireless device charging¹⁶

1 Premium paint; additional charge. 2 Requires 3500 Regular Cab 2WD DRW with 6.6L Duramax[®] Turbo-Diesel V8 engine with 18- or 20-inch wheels. Max Trailering Package and Gooseneck hitch. Maximum trailering ratings are intended for comparison purposes only. Before you buy a vehicle or use it for trailering, carefully review the Trailering section of the Owner's Manual. The trailering capacity of your specific vehicle may vary. The weight of passengers, cargo and options or accessories may reduce the amount you can trailer. 3 Requires 6.6L V8 gas engine and 18- or 20-inch wheels on 2500 Heavy Duty. These maximum payload ratings are intended for comparison purposes only. Before you buy a vehicle or use it to haul people or cargo, carefully review the Vehicle Loading section of the Owner's Manual and check the carrying capacity of your specific vehicle on the label on the inside of the driver door jamb. 4 Services subject to user terms and limitations. Certain services require working electrical system, cell reception and GPS signal. OnStar links to emergency services. See <https://www.gmenvolve.com/software/onstar> for details. 5 Safety or driver assistance features are no substitute for the driver's responsibility to operate the vehicle in a safe manner. Read the vehicle Owner's Manual for important safety and driver assistance feature limitations and information. 6 To avoid the risk of injury, never use recovery hooks to tow a vehicle. For more information, see the Recovery Hooks section of the Owner's Manual. 7 Functionality varies by model. Full functionality requires compatible Bluetooth and smartphone. Some devices require USB connectivity. 8 Lock/unlock feature requires automatic locks. Remote start requires GM factory-installed and enabled remote start system. See onstar.com for details and limitations. 9 Service varies with conditions and location. Requires active service plan. See onstar.com for details and limitations. Vehicle must be on or in the accessory position for Wi-Fi to function. 10 Vehicle user interface is a product of Apple[®] and its terms and privacy statements apply. Requires compatible iPhone[®] and data plan rates apply. Apple CarPlay[®], Siri[®], iPhone[®] and Apple Music[®] are trademarks of Apple, Inc., registered in the U.S. and other countries. 11 Vehicle user interface is a product of Google, and its terms and privacy statements apply. Requires the Android Auto app on Google Play and a compatible Android[™] smartphone. Data plan rates apply. You can check which smartphones are compatible at g.co/androidauto/requirements. Android and Android Auto are trademarks of Google LLC. Wireless use of Android Auto requires a compatible Android 11.0+ phone and compatible active data plan. Check g.co/androidauto/requirements for compatibility. 12 Before you buy a vehicle or use it for trailering, carefully review the Trailering section of the Owner's Manual. The trailering capacity of your specific vehicle may vary. The weight of passengers, cargo and options or accessories may reduce the amount you can trailer. 13 Google built-in services are subject to limitations and availability may vary by vehicle, infotainment system, and location. Select service plan required. Certain Google actions and functionality may require account linking. User terms and privacy statements apply. Google, Android Auto, Google Play and Google Maps are trademarks of Google LLC. 14 Upfits from an independent supplier are not covered by the GM New Vehicle Limited Warranty. GM is not responsible for the safety and quality of independent supplier alterations. 15 Does not include spray-on liner on tailgate due to Black composite inner panel. 16 The system wirelessly charges one compatible mobile device. Some phones have built-in wireless charging technology and others require a special adapter or back cover. To check for phone or other device compatibility, see my.gmc.com/learn for details or consult your carrier.



MODEL AVAILABILITY & SPECIFICATIONS

2026 GMC SIERRA 2500 HEAVY DUTY/ 3500 HEAVY DUTY



2026 GMC Sierra 2500 Heavy Duty Pro shown.

2500 Heavy Duty							
Cab Type	Drivetrain	Box Length	Wheelbase	Max. GVWR ¹	Max. Payload ²	Max. Conventional Trailing ³	Max. Gooseneck/ 5th-Wheel Trailing ³
Regular Cab (seats up to 3)	2WD	8'	142 in.	10,750 lbs.	4,049 lbs.	14,500 lbs.	22,390 lbs. ⁵
	4WD	8'	142 in.	10,960 lbs.	3,604 lbs.	14,500 lbs.	22,000 lbs. ⁵
Double Cab (seats up to 6)	2WD	6' 9"	149 in.	10,900 lbs.	3,742 lbs.	14,500 lbs.	18,600 lbs.
	4WD	6' 9"	149 in.	11,200 lbs.	3,695 lbs.	14,500 lbs.	18,200 lbs.
	2WD	8'	162 in.	11,100 lbs.	3,848 lbs.	17,900 lbs.	18,400 lbs.
	4WD	8'	162 in.	11,450 lbs.	3,787 lbs.	17,600 lbs.	18,000 lbs.
Crew Cab (seats up to 6)	2WD	6' 9"	159 in.	11,050 lbs.	3,723 lbs.	20,000 lbs. ⁴	21,510 lbs. ⁵
	4WD	6' 9"	159 in.	11,350 lbs.	3,707 lbs.	20,000 lbs. ⁴	21,600 lbs. ⁵
	2WD	8'	172 in.	11,200 lbs.	3,863 lbs.	20,000 lbs. ⁴	21,870 lbs. ⁵
	4WD	8'	172 in.	11,550 lbs.	3,812 lbs.	20,000 lbs. ⁴	21,500 lbs. ⁵

3500 Heavy Duty							
Cab Type	Drivetrain	Box Length	Wheelbase	Max. GVWR ¹	Max. Payload ²	Max. Conventional Trailing ³	Max. Gooseneck/ 5th-Wheel Trailing ³
Regular Cab (seats up to 3)	2WD SRW	8'	142 in.	11,500 lbs.	4,583 lbs.	14,500 lbs.	22,420 lbs.
	2WD DRW	8'	142 in.	14,000 lbs.	7,290 lbs.	20,000 lbs.	36,000 lbs. ⁵
	4WD SRW	8'	142 in.	11,800 lbs.	4,590 lbs.	14,500 lbs.	22,040 lbs.
	4WD DRW	8'	142 in.	14,000 lbs.	6,947 lbs.	20,000 lbs.	31,500 lbs.
Double Cab (seats up to 6)	2WD SRW	8'	162 in.	11,850 lbs.	4,464 lbs.	20,000 lbs.	21,900 lbs.
	2WD DRW	8'	162 in.	14,000 lbs.	6,820 lbs.	20,000 lbs.	31,580 lbs.
	4WD SRW	8'	162 in.	12,150 lbs.	4,456 lbs.	20,000 lbs.	21,590 lbs.

SCROLL FOR MORE CONTENT

¹ Requires 6.6L Duramax® Turbo-Diesel V8 engine and 18- or 20-inch wheels. Maximum Gross Vehicle Weight Rating (GVWR). When properly equipped; includes weight of vehicle, passengers, cargo and equipment. ² Requires 6.6L V8 gas engine and 18- or 20-inch wheels on 2500 Heavy Duty. These maximum payload ratings are intended for comparison purposes only. Before you buy a vehicle or use it to haul people or cargo, carefully review the Vehicle Loading section of the Owner's Manual and check the carrying capacity of your specific vehicle on the label on the inside of the driver door jamb. ³ Requires 6.6L Duramax® Turbo-Diesel V8 engine. Maximum trailering ratings are intended for comparison purposes only. Before you buy a vehicle or use it for trailering, carefully review the Trailering section of the Owner's Manual. The trailering capacity of your specific vehicle may vary. The weight of passengers, cargo and options or accessories may reduce the amount you can trailer. ⁴ Requires Max Trailering Package. ⁵ Requires Max Trailering Package and Gooseneck hitch.

MODEL AVAILABILITY & SPECIFICATIONS

2026 GMC SIERRA 2500 HEAVY DUTY/ 3500 HEAVY DUTY



2026 GMC Sierra 2500 Heavy Duty WT shown.

3500 Heavy Duty							
Cab Type	Drivetrain	Box Length	Wheelbase	Max. GVWR ¹	Max. Payload ²	Max. Conventional Trailing ³	Max. Gooseneck/ 5th-Wheel Trailing ³
Regular Cab (seats up to 3)	2WD SRW	8'	142 in.	11,500 lbs.	4,583 lbs.	14,500 lbs.	22,420 lbs.
	2WD DRW	8'	142 in.	14,000 lbs.	7,290 lbs.	20,000 lbs.	36,000 lbs. ⁵
	4WD SRW	8'	142 in.	11,800 lbs.	4,590 lbs.	14,500 lbs.	22,040 lbs.
	4WD DRW	8'	142 in.	14,000 lbs.	6,947 lbs.	20,000 lbs.	31,500 lbs.
Double Cab (seats up to 6)	2WD SRW	8'	162 in.	11,850 lbs.	4,464 lbs.	20,000 lbs.	21,900 lbs.
	2WD DRW	8'	162 in.	14,000 lbs.	6,820 lbs.	20,000 lbs.	31,580 lbs.
	4WD SRW	8'	162 in.	12,150 lbs.	4,456 lbs.	20,000 lbs.	21,590 lbs.
	4WD DRW	8'	162 in.	14,000 lbs.	6,513 lbs.	20,000 lbs.	31,270 lbs.
Crew Cab (seats up to 6)	2WD SRW	6' 9"	159 in.	11,750 lbs.	4,334 lbs.	20,000 lbs.	21,900 lbs.
	4WD SRW	6' 9"	159 in.	12,100 lbs.	4,362 lbs.	20,000 lbs.	21,600 lbs.
	2WD SRW	8'	172 in.	11,900 lbs.	4,341 lbs.	20,000 lbs.	22,070 lbs.
	2WD DRW	8'	172 in.	14,000 lbs.	6,658 lbs.	20,000 lbs.	31,440 lbs.
	4WD SRW	8'	172 in.	12,250 lbs.	4,412 lbs.	20,000 lbs.	21,460 lbs.
	4WD DRW	8'	172 in.	14,000 lbs.	6,378 lbs.	20,000 lbs.	31,000 lbs.

1 Requires 6.6L Duramax® Turbo-Diesel V8 engine and 18- or 20-inch wheels. Maximum Gross Vehicle Weight Rating (GVWR). When properly equipped; includes weight of vehicle, passengers, cargo and equipment. 2 Requires 6.6L V8 gas engine and 18- or 20-inch wheels on 2500 Heavy Duty. These maximum payload ratings are intended for comparison purposes only. Before you buy a vehicle or use it to haul people or cargo, carefully review the Vehicle Loading section of the Owner's Manual and check the carrying capacity of your specific vehicle on the label on the inside of the driver door jamb. 3 Requires 6.6L Duramax® Turbo-Diesel V8 engine. Maximum trailering ratings are intended for comparison purposes only. Before you buy a vehicle or use it for trailering, carefully review the Trailering section of the Owner's Manual. The trailering capacity of your specific vehicle may vary. The weight of passengers, cargo and options or accessories may reduce the amount you can trailer. 4 Requires Max Trailering Package. 5 Requires Max Trailering Package and Gooseneck hitch.

SCROLL FOR MORE CONTENT

2026 GMC SIERRA 3500 HEAVY DUTY CHASSIS CAB

AVAILABLE MODELS

Pro 2WD or 4WD Regular Cab DRW	1SA
Pro 2WD or 4WD Crew Cab DRW	1SA
SLE 2WD or 4WD Regular Cab DRW	3SA
SLE 2WD or 4WD Crew Cab DRW	3SA

EXTERIOR COLORS

 Cardinal Red¹

 Coastal Dune¹

 Downpour Metallic¹

 Onyx Black¹

 Sterling Metallic¹

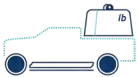
 Summit White

 Titanium Rush Metallic¹

NOTE: Exterior colors vary by trim level. See Order Guide for details.

2025 GMC Sierra 3500 Heavy Duty Chassis Cab shown.

HIGHLIGHTS



AVAILABLE
7,329 LBS.
Max. Payload²



IN-VEHICLE
WI-FI®
HOTSPOT³
Capable



STANDARD
10-SPEED
Automatic Transmission



envolve

KEY STANDARD FEATURES

Features based on Pro 2WD model with 1SA equipment group.

SAFETY + SECURITY

Embedded OnStar® hardware, includes 8 years of OnStar Fleet Basics⁴

Sierra HD Pro Safety, includes Automatic Emergency Braking⁵, Front Pedestrian Braking⁵, Lane Departure Warning⁵, Following Distance Indicator⁵, Forward Collision Alert⁵, Buckle to Drive⁵ and IntelliBeam⁵ auto high beam control

Tire Pressure Monitoring System (excludes spare tire) with Tire Fill Alert

PERFORMANCE

6.6L V8 gas engine (401 hp/464 lb.-ft. of torque)

4-wheel antilock disc brakes with Duralife™ brake rotors

10-speed automatic transmission

External engine oil cooler

External transmission oil cooler

Heavy-duty locking rear differential

High-capacity air filter

Integrated trailer brake controller

StabiliTrak® Electronic Stability Control System with Proactive Roll Avoidance and Traction Control, includes electronic Trailer Sway Control and Hill Start Assist

PRODUCTIVITY + DRIVE EXPERIENCE

40/20/40 three-passenger split-bench front seats with covered armrest storage and lockable underseat storage

60/40 folding rear bench seats (Crew Cab)

Bluetooth® wireless technology⁶ for select phones

Cargo area lamps

Cruise control⁵

Front recovery hooks⁷

GMC Infotainment System⁸ with 7-inch diagonal color touch-screen

LED animated projector headlamps

LED signature Daytime Running Lamps

Push Button Start

Remote Keyless Entry⁹

Rubberized-vinyl floor covering

Universal Vehicle Module

USB ports¹⁰ (2)

Vertical, high-visibility trailering mirrors with manual fold and extension

In-Vehicle Wi-Fi® Hotspot³ capable

Wireless Apple CarPlay®¹¹ and Android Auto™¹² compatibility

KEY AVAILABLE FEATURES

Optional features and packages vary by trim level. See Order Guide for details.

6.6L Duramax® Turbo-Diesel V8 engine (470 hp/975 lb.-ft. of torque)

2-speed Autotrac® transfer case

12-inch diagonal multicolor Driver Information Center

13.4-inch diagonal Premium GMC Infotainment System⁸ with Google built-in¹³ compatibility

120-volt power outlet

Ambulance/Fire/Rescue Package¹⁴

Bed View Camera⁵

Cloth front bucket seats with 10-way power driver adjuster

Dual-zone automatic climate control

Heated front seats and wrapped steering wheel

Heated, power-adjustable vertical trailering mirrors with memory, power-fold, integrated turn signals, auxiliary and perimeter lighting and puddle lamps

Keyless Open and Start

Power Take Off (PTO)

Rear seatback storage compartment

Rear-window electric defogger

Remote Start

SiriusXM®¹⁵

Snow Plow Prep Package¹⁴

Upfitter switches¹⁴ (5)

USB ports¹⁰, dual rear charge-only

1 Premium paint; additional charge. 2 Requires Regular Cab 2WD DRW with 6.6L V8 gas engine. These maximum payload ratings are intended for comparison purposes only. Before you buy a vehicle or use it to haul people or cargo, carefully review the Vehicle Loading section of the Owner's Manual and check the carrying capacity of your specific vehicle on the label on the inside of the driver's door jamb. 3 Service varies with conditions and location. Requires active service plan. See onstar.com for details and limitations. Vehicle must be on or in the accessory position for Wi-Fi to function. 4 Services subject to user terms and limitations. Certain services require working electrical system, cell reception and GPS signal. OnStar links to emergency services. See https://www.gmenvolve.com/software/onstar for details. 5 Safety or driver assistance features are no substitute for the driver's responsibility to operate the vehicle in a safe manner. Read the vehicle Owner's Manual for important safety and driver assistance feature limitations and information. 6 The Bluetooth® word mark and logos are owned by the Bluetooth SIG, Inc., and any use of such marks by General Motors is under license. Other trademarks and trade names are those of their respective owners. Go to gmc.com to find out which phones are compatible with the vehicle. Full Bluetooth feature functionality varies by device, model and software version. 7 To avoid the risk of injury, never use recovery hooks to tow a vehicle. For more information, see the Recovery Hooks section of your Owner's Manual. 8 Functionality varies by model. Full functionality requires compatible Bluetooth and smartphone. Some devices require USB connectivity. 9 Lock/unlock feature requires automatic locks. Remote start requires GM factory-installed and enabled remote start system. See onstar.com for details and limitations. 10 Not compatible with all devices. 11 Vehicle user interface is a product of Apple® and its terms and privacy statements apply. Requires compatible iPhone® and data plan rates apply. Apple CarPlay®, Siri®, iPhone® and Apple Music® are trademarks of Apple, Inc., registered in the U.S. and other countries. 12 Vehicle user interface is a product of Google, and its terms and privacy statements apply. Requires the Android Auto app on Google Play and a compatible Android™ smartphone. Data plan rates apply. You can check which smartphones are compatible at g.co/androidauto/requirements. Android and Android Auto are trademarks of Google LLC. Wireless use of Android Auto requires a compatible Android 11.0+ phone and compatible active data plan. Check g.co/androidauto/requirements for compatibility. 13 Google built-in services are subject to limitations and availability may vary by vehicle, infotainment system, and location. Select service plan required. Certain Google actions and functionality may require account linking. User terms and privacy statements apply. Google, Android Auto, Google Play and Google Maps are trademarks of Google LLC. 14 Upfits from an independent supplier are not covered by the GM New Vehicle Limited Warranty. GM is not responsible for the safety and quality of independent supplier alterations. 15 All SiriusXM services require a subscription. Service subject to the SiriusXM Customer Agreement and Privacy Policy, visit www.siriusxm.com to see complete terms and how to cancel which includes calling 1-866-635-2349. Some services, content and features are subject to device capabilities, an active data connection enabled in the vehicle and location availability. All fees, content and features are subject to change. Content varies by subscription plan. SiriusXM and related logos are trademarks of Sirius XM Radio Inc. and its respective subsidiaries.

MODEL AVAILABILITY & SPECIFICATIONS

2026 GMC SIERRA 3500 HEAVY DUTY CHASSIS CAB



2025 GMC Sierra 3500 Heavy Duty Chassis Cab shown.

3500 Heavy Duty Chassis Cab								
Cab Type	Drivetrain	Cab to Axle	Wheelbase	Max. Payload ¹	Max. GVWR ²	Max. GCWR ³	Max. GAWR ⁴ (Front)	Max. GAWR ⁴ (Rear)
Regular Cab	2WD DRW	60 in.	146 in.	7,329 lbs.	14,000 lbs.	40,000 lbs.	5,200 lbs.	10,400 lbs.
	4WD DRW	60 in.	146 in.	6,953 lbs.	14,000 lbs.	40,000 lbs.	6,000 lbs.	10,400 lbs.
	2WD DRW	84.5 in.	171 in.	7,210 lbs.	14,000 lbs.	40,000 lbs.	5,600 lbs.	10,400 lbs.
	4WD DRW	84.5 in.	171 in.	6,880 lbs.	14,000 lbs.	40,000 lbs.	5,600 lbs.	10,400 lbs.
Crew Cab	2WD DRW	60 in.	177 in.	6,775 lbs.	14,000 lbs.	40,000 lbs.	5,600 lbs.	10,400 lbs.
	4WD DRW	60 in.	177 in.	6,431 lbs.	14,000 lbs.	40,000 lbs.	6,000 lbs.	10,400 lbs.

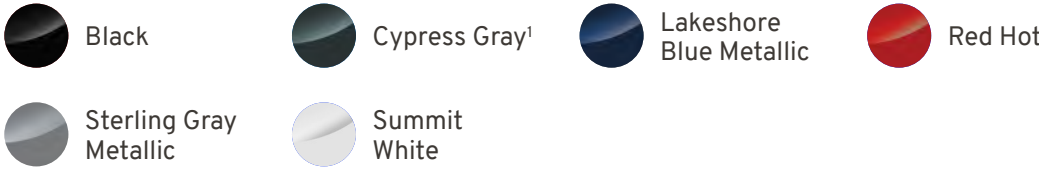
¹ Requires 6.6L V8 gas engine. These maximum payload ratings are intended for comparison purposes only. Before you buy a vehicle or use it to haul people or cargo, carefully review the Vehicle Loading section of the Owner's Manual and check the carrying capacity of your specific vehicle on the label on the inside of the driver door jamb. ² Maximum Gross Vehicle Weight Rating (GVWR). When properly equipped; includes weight of vehicle, passengers, cargo and equipment. ³ Requires 6.6L Duramax® Turbo-Diesel V8 engine. Maximum Gross Combined Weight Rating (GCWR). When properly equipped; includes weight of the vehicle and trailer combination, including the weight of driver, passengers, fuel, optional equipment and cargo in the vehicle and trailer. ⁴ Requires 6.6L Duramax® Turbo-Diesel V8 engine. Gross Axle Weight Rating (GAWR) is the maximum allowable weight to be placed on the individual axle.

2026 CHEVROLET SILVERADO 3500 HD CHASSIS CAB

AVAILABLE MODELS

Work Truck 2WD or 4WD Regular Cab DRW	1WT
Work Truck 2WD or 4WD Crew Cab DRW	1WT
LT 2WD or 4WD Regular Cab DRW	1LT
LT 2WD or 4WD Crew Cab DRW	1LT

EXTERIOR COLORS



NOTE: Exterior colors vary by trim level. See Order Guide for details.

2025 Chevrolet Silverado 3500 HD Chassis Cab shown.

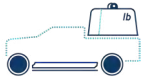
HIGHLIGHTS



UP TO
975 LB.-FT.
Max. Torque with
Available Diesel Engine



STANDARD
10-SPEED
Automatic Transmission



AVAILABLE
7,329 LBS.
Max. Payload²

KEY STANDARD FEATURES

Features based on Work Truck 2WD model with 1WT equipment group.

SAFETY + SECURITY

- Automatic Emergency Braking³
- Buckle to Drive³
- Embedded OnStar® hardware, includes 8 years of OnStar Fleet Basics⁴
- Following Distance Indicator³
- Forward Collision Alert³
- Front Pedestrian Braking³
- IntelliBeam³ auto high beam control
- Tire Pressure Monitoring System (excludes spare tire) with Tire Fill Alert

PERFORMANCE

- 6.6L V8 gas engine (401 hp/464 lb.-ft. of torque)
- 4-wheel antilock disc brakes with Duralife™ brake rotors
- 10-speed automatic transmission
- External engine oil cooler
- External transmission oil cooler

- Heavy-duty locking rear differential
- High-capacity air filter
- Integrated trailer brake controller
- StabiliTrak® Electronic Stability Control System with Proactive Roll Avoidance and Traction Control, includes electronic Trailer Sway Control and Hill Start Assist

PRODUCTIVITY + DRIVE EXPERIENCE

- 40/20/40 split-bench front seats with covered armrest storage and lockable underseat storage
- 60/40 folding rear bench seats (Crew Cab)
- Bluetooth® wireless technology⁵ for select phones
- Cargo area lamp with cab-mounted switch
- Chevrolet Infotainment 3⁶ with 7-inch diagonal HD color touch-screen
- Cruise control³
- Daytime Running Lamps
- Power door locks and windows
- Recovery hooks⁷ (Black)

- Remote Keyless Entry⁸
- Roof-marker lamps (Smoked Amber)
- Rubberized-vinyl floor covering
- Universal Vehicle Module
- USB ports⁹ (2)
- In-Vehicle Wi-Fi® Hotspot¹⁰ capable
- Wireless Apple CarPlay®¹¹ and Android Auto™¹² capable

KEY AVAILABLE FEATURES

Optional features and packages vary by trim level. See Order Guide for details.

- 6.6L Duramax® Turbo-Diesel V8 engine (470 hp/975 lb.-ft. of torque)
- 2-speed Autotrac® transfer case (4WD models)
- 10-way power driver seat
- 12.3-inch diagonal multicolor Driver Information Center
- 120-volt power outlet
- Ambulance/Fire/Rescue Package¹³
- Auto-dimming inside rearview mirror

- Backup alarm, 97 decibels
- Carpeted floor covering with rubberized-vinyl floor mats
- Chevrolet Infotainment 3 Premium⁶ with 13.4-inch diagonal HD color touch-screen and Google built-in¹⁴ compatibility
- Dual-zone automatic climate control
- Engine block heater
- Heated front seats and wrapped steering wheel
- Keyless Open and Start
- Power-adjustable vertical trailering mirrors with heated and auto-dimming upper glass, lower convex mirrors, turn signal indicators, puddle lamps, perimeter lighting, auxiliary lighting, power folding/manual extending (extends 3.31 inches)
- Remote Start
- Snow Plow Prep Package¹³
- Upfitter switches¹³ (5)
- USB ports⁹, dual rear charge-only
- Wide-track rear axle

1 Premium paint; additional charge. 2 Requires Regular Cab 2WD DRW with 6.6L V8 gas engine. These maximum payload ratings are intended for comparison purposes only. Before you buy a vehicle or use it to haul people or cargo, carefully review the Vehicle Loading section of the vehicle Owner's Manual and check the carrying capacity of your specific vehicle on the label on the inside of the driver's door jamb. 3 Safety or driver assistance features are no substitute for the driver's responsibility to operate the vehicle in a safe manner. Read the vehicle Owner's Manual for important safety and driver assistance feature limitations and information. 4 Services subject to user terms and limitations. Certain services require working electrical system, cell reception and GPS signal. OnStar links to emergency services. See <https://www.gmenvolve.com/software/onstar> for details. 5 The Bluetooth® word mark and logos are owned by the Bluetooth SIG, Inc., and any use of such marks by General Motors is under license. Other trademarks and trade names are those of their respective owners. Go to chevrolet.com to find out which phones are compatible with the vehicle. Full Bluetooth feature functionality varies by device, model and software version. 6 Functionality varies by model. Full functionality requires compatible Bluetooth and smartphone. Some devices require USB connectivity. 7 To avoid the risk of injury, never use recovery hooks to tow a vehicle. For more information, see the Recovery Hooks section of your Owner's Manual. 8 Lock/unlock feature requires automatic locks. Remote start requires GM factory-installed and enabled remote start system. See onstar.com for details and limitations. 9 Not compatible with all devices. 10 Service varies with conditions and location. Requires active service plan. See onstar.com for details and limitations. Vehicle must be on or in the accessory position for Wi-Fi to function. 11 Vehicle user interface is a product of Apple® and its terms and privacy statements apply. Requires compatible iPhone® and data plan rates apply. Apple CarPlay®, Siri®, iPhone® and Apple Music® are trademarks of Apple, Inc., registered in the U.S. and other countries. 12 Vehicle user interface is a product of Google, and its terms and privacy statements apply. Requires the Android Auto app on Google Play and a compatible Android™ smartphone. Data plan rates apply. You can check which smartphones are compatible at g.co/androidauto/requirements. Android and Android Auto are trademarks of Google LLC. Wireless use of Android Auto requires a compatible Android 11.0+ phone and compatible active data plan. Check g.co/androidauto/requirements for compatibility. 13 Upfits from an independent supplier are not covered by the GM New Vehicle Limited Warranty. GM is not responsible for the safety and quality of independent supplier alterations. 14 Google built-in services are subject to limitations and availability may vary by vehicle, infotainment system, and location. Select service plan required. Certain Google actions and functionality may require account linking. User terms and privacy statements apply. Google, Android Auto, Google Play and Google Maps are trademarks of Google LLC.



MODEL AVAILABILITY & SPECIFICATIONS

2026 CHEVROLET SILVERADO 3500 HD CHASSIS CAB



2025 Chevrolet Silverado 3500 HD Chassis Cab shown.

3500 HD Chassis Cab								
Cab Type	Drivetrain	Cab to Axle	Wheelbase	Max. Payload ¹	Max. GVWR ²	Max. GCWR ³	Max. GAWR ⁴ (Front)	Max. GAWR ⁴ (Rear)
Regular Cab	2WD DRW	60 in.	146 in.	7,329 lbs.	14,000 lbs.	40,000 lbs.	5,200 lbs.	10,400 lbs.
	4WD DRW	60 in.	146 in.	6,953 lbs.	14,000 lbs.	40,000 lbs.	6,000 lbs.	10,400 lbs.
	2WD DRW	84.5 in.	171 in.	7,210 lbs.	14,000 lbs.	40,000 lbs.	5,600 lbs.	10,400 lbs.
	4WD DRW	84.5 in.	171 in.	6,880 lbs.	14,000 lbs.	40,000 lbs.	5,600 lbs.	10,400 lbs.
Crew Cab	2WD DRW	60 in.	177 in.	6,775 lbs.	14,000 lbs.	40,000 lbs.	5,600 lbs.	10,400 lbs.
	4WD DRW	60 in.	177 in.	6,431 lbs.	14,000 lbs.	40,000 lbs.	5,600 lbs.	10,400 lbs.


¹ Requires 6.6L V8 gas engine. These maximum payload ratings are intended for comparison purposes only. Before you buy a vehicle or use it to haul people or cargo, carefully review the Vehicle Loading section of the Owner's Manual and check the carrying capacity of your specific vehicle on the label on the inside of the driver door jamb. ² Maximum Gross Vehicle Weight Rating (GVWR). When properly equipped; includes weight of vehicle, passengers, cargo and equipment. ³ Requires 6.6L Duramax® Turbo-Diesel V8 engine. Maximum Gross Combined Weight Rating (GCWR). When properly equipped; includes weight of the vehicle and trailer combination, including the weight of driver, passengers, fuel, optional equipment and cargo in the vehicle and trailer. ⁴ Requires 6.6L Duramax® Turbo-Diesel V8 engine. Gross Axle Weight Rating (GAWR) is the maximum allowable weight to be placed on the individual axle.

2026 CHEVROLET SILVERADO 4500 HD/5500 HD/6500 HD CHASSIS CAB

AVAILABLE MODELS

Regular Cab 2WD or 4WD	1WT
Crew Cab 2WD or 4WD	1WT
Regular Cab 2WD or 4WD	1LT
Crew Cab 2WD or 4WD	1LT

EXTERIOR COLORS



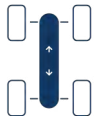
NOTE: Exterior colors vary by trim level. See Order Guide for details.

2024 Chevrolet Silverado 4500 HD 1LT shown.

HIGHLIGHTS



UP TO
23,500 LBS.
Max. Available GVWR²



AVAILABLE
9 WHEELBASE
Options



STANDARD
**6.6L V8
DURAMAX®**
Turbo-Diesel Engine

KEY STANDARD FEATURES

Features based on 4500 HD Work Truck 2WD model with 1WT equipment group.

SAFETY + SECURITY

Rear Vision Camera³ (camera and cable shipped loose)

PERFORMANCE

6.6L Duramax® Turbo-Diesel V8 engine (350 hp/750 lb.-ft. of torque)

6-speed automatic transmission

40-gallon fuel tank (approx., rear)

150-amp alternator

Dual heavy-duty batteries with 1100 cold-cranking amps

Exhaust brake

Neutral-at-Stop

StabiliTrak® Electronic Stability Control System with Traction Control, includes Electronic Trailer Sway Control and Hill Start Assist

PRODUCTIVITY + DRIVE EXPERIENCE

19.5-inch wheels and tires

40/20/40 split-bench front seat

60/40 split-folding rear bench seat (Crew Cab)

AM/FM stereo with USB port⁴

Assist steps

Auxiliary switches (up to 4)

Cargo area lamp

Cruise control⁵

Daytime Running Lamps

Driver Information Center

Grille guard screen

Power windows (excludes Regular Cab 1WT)

Tilt steering column

Trumpet-style, single-note horn

KEY AVAILABLE FEATURES

Optional features and packages vary by trim level. See Order Guide for details.

10-way power driver seat

25-gallon fuel tank (approx., midship)

102-inch-wide body mirrors (manual or power)

110-volt power outlet

220-amp alternator

Air-ride suspension system with engine-driven accessory air compressor

Automatic heavy-duty locking rear differential

Auxiliary switch bank harness

Backup alarm

Bluetooth® wireless technology⁶ for select phones

Chevrolet Infotainment System⁷ with 7- or 8-inch diagonal touch-screen

Cloth front bucket seats (Crew Cab)

Dual alternators (150- and 220-amp)

Dual heavy-duty batteries with 1300 cold-cranking amps or triple heavy-duty batteries with 2250 cold-cranking amps

Dual-side Power Take Off (PTO) provisions

Engine-driven accessory air compressor

Floor-mounted console (Crew Cab)

Heated outside mirrors

High-idle switch

Leather-wrapped steering wheel

Limited-slip rear axle

LiquidSpring® rear suspension factory prep

Rear Camera Mirror⁵

Rear-window defogger

Recovery hooks⁸

Remote Keyless Entry

Spotlamp provisions

Trumpet-style, dual-note horn (1WT; standard on 1LT)

AVAILABLE FLEET PACKAGES

Aerial Work Platform Vocational Package⁹

Emergency Service Package⁹

Motor Home Package⁹

Non-Conforming School Bus Package⁹

Shuttle Bus Package⁹

Snow Plow Prep Package⁹

Wrecker/Rollback Vocational Package⁹

1 Premium paint; additional charge. 2 Maximum Gross Vehicle Weight Rating (GVWR). When properly equipped; includes weight of vehicle, passengers, cargo and equipment. 3 Safety or driver assistance features are no substitute for the driver's responsibility to operate the vehicle in a safe manner. Read the Alpine Owner's Manual included with the Rear Vision Camera system for important feature limitations and information. 4 Not compatible with all devices. 5 Safety or driver assistance features are no substitute for the driver's responsibility to operate the vehicle in a safe manner. Read the vehicle Owner's Manual for important feature limitations and information. 6 The Bluetooth® word mark and logos are owned by the Bluetooth SIG, Inc., and any use of such marks by General Motors is under license. Other trademarks and trade names are those of their respective owners. Go to chevrolet.com to find out which phones are compatible with the vehicle. Full Bluetooth feature functionality varies by device, model and software version. 7 Functionality varies by model. Full functionality requires compatible Bluetooth and smartphone. Some devices require USB connectivity. 8 To avoid the risk of injury, never use recovery hooks to tow a vehicle. For more information, see the Recovery Hooks section of the Owner's Manual. 9 Upfits from an independent supplier are not covered by the GM New Vehicle Limited Warranty. GM is not responsible for the safety and quality of independent supplier alterations.

2027 CHEVROLET LOW CAB FORWARD GAS

AVAILABLE MODELS

	Regular Cab Wheelbases	Crew Cab Wheelbases
3500 HG	109 in./132.5 in./150 in./176 in.	150 in./176 in.
4500 HG	109 in./132.5 in./150 in./176 in.	150 in./176 in.
5500 HG	132.5 in./150 in./176 in./200 in.	150 in./176 in./200 in.
5500 XG	132.5 in./150 in./176 in./200 in./212 in.	150 in./176 in./200 in./212 in.

EXTERIOR COLORS



NOTE: Exterior colors vary by trim level. See Order Guide for details.

2025 Chevrolet Low Cab Forward 4500 HG shown. Vehicle shown with upfits from an independent supplier and are not covered by the GM New Vehicle Limited Warranty. GM is not responsible for the safety and quality of independent supplier alterations.

HIGHLIGHTS



UP TO
19,500 LBS.
Max. GVWR¹ on
5500 XG Model



STANDARD
AUTOMATIC
Transmission



BLUETOOTH®²
Hands-Free Calling for
Select Phones

KEY STANDARD FEATURES

PERFORMANCE

- 6.6L V8 gasoline engine (350 hp/425 lb.-ft. of torque)
- 8-speed automatic transmission (3500 HG/4500 HG models)
- 6-speed automatic transmission (5500 HG/5500 XG models)
- 4-wheel antilock disc brakes
- 38.6-gallon fuel tank (approx.)
- 170-amp alternator
- Single battery with 750 cold-cranking amps
- 12,000- to 19,500-lbs. GVWR¹ options

PRODUCTIVITY + DRIVE EXPERIENCE

- 16-inch steel wheels (3500 HG models)
- 19.5-inch steel wheels (4500 HG/5500 HG/5500 XG models)
- AM/FM stereo with auxiliary jack, USB port³ and Bluetooth® wireless technology² for select phones
- Assist steps
- Cloth interior in Medium Ash Gray
- Cruise control⁴
- Daytime Running Lamps
- Driver Information Center
- Front floor mats (front/rear on Crew Cab models)
- High-back driver and front passenger bucket seats
- LED headlamps
- Power door locks and windows
- Silver grille
- Single-zone manual air conditioning
- Tilt-Wheel and telescoping steering column
- Tinted glass

KEY AVAILABLE FEATURES

Optional features and packages vary by trim level. See Order Guide for details.

- Backup alarm
- Chrome grille
- Cruise control⁴ delete
- Dual Absorbed Glass Mat battery with 825 cold-cranking amps
- Dual battery with 750 cold-cranking amps
- Engine block heater
- Enhanced audio system with 7-inch diagonal color touch-screen display, includes Apple CarPlay®⁵ and Android Auto™⁶ compatibility
- Front-end protection film
- Heated outside rearview mirrors
- LED lighting upgrade
- Limited-slip axle
- Mirror bracket extension, adapts standard and optional outside mirrors for use with 102-inch-wide body
- Rear dome and body lamp switch
- Rear Vision Camera⁷ (camera and cable shipped loose) (requires enhanced audio system with 7-inch diagonal color touch-screen display)

- Remote Keyless Entry
- Roof air deflector
- Speed governor
- GAS VEHICLE SERVICE CONTRACT**
- 5 years or 150,000 miles⁸ (Port Installed Option)

1 Maximum Gross Vehicle Weight Rating (GVWR). When properly equipped; includes weight of vehicle, passengers, cargo and equipment. 2 The Bluetooth® word mark and logos are owned by the Bluetooth SIG, Inc., and any use of such marks by General Motors is under license. Other trademarks and trade names are those of their respective owners. Go to chevrolet.com to find out which phones are compatible with the vehicle. Full Bluetooth feature functionality varies by device, model and software version. 3 Not compatible with all devices. 4 Safety or driver assistance features are no substitute for the driver's responsibility to operate the vehicle in a safe manner. Read the vehicle Owner's Manual for important feature limitations and information. 5 Vehicle user interface is a product of Apple® and its terms and privacy statements apply. Requires compatible iPhone® and data plan rates apply. Apple CarPlay®, Siri®, iPhone® and Apple Music® are trademarks of Apple, Inc., registered in the U.S. and other countries. 6 Vehicle user interface is a product of Google, and its terms and privacy statements apply. Requires the Android Auto app on Google Play and a compatible Android™ smartphone. Data plan rates apply. You can check which smartphones are compatible at g.co/androidauto/requirements. Android and Android Auto are trademarks of Google LLC. 7 Read the Alpine Owner's Manual included with the Rear Vision Camera system for important feature limitations and information. Safety or driver assistance features are no substitute for the driver's responsibility to operate the vehicle in a safe manner. Read the vehicle Owner's Manual for important feature limitations and information. 8 Whichever comes first.



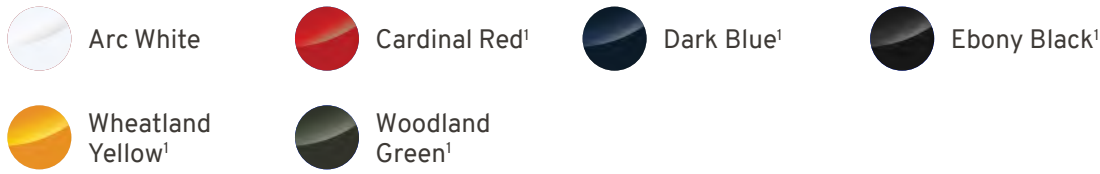
envolve

2027 CHEVROLET LOW CAB FORWARD DIESEL

AVAILABLE MODELS

	Regular Cab Wheelbases	Crew Cab Wheelbases
4500 HD	109 in./132.5 in./150 in./176 in.	150 in./176 in.
4500 XD	109 in./132.5 in./150 in./176 in.	150 in./176 in.
5500 XD	109 in./132.5 in./150 in./176 in./200 in./212 in.	150 in./176 in.

EXTERIOR COLORS



NOTE: Exterior colors vary by trim level. See Order Guide for details.

2027 Chevrolet Low Cab Forward 4500 HD shown. Vehicle shown with upfits from an independent supplier and are not covered by the GM New Vehicle Limited Warranty. GM is not responsible for the safety and quality of independent supplier alterations.

HIGHLIGHTS



UPFIT² OPTIONS
For a Variety of Vocations



CAB OVER
Design Provides Optimal Front Views



BLUETOOTH^{®3}
Hands-Free Calling for Select Phones

KEY STANDARD FEATURES

PERFORMANCE

- 5.2L diesel engine (215 hp/452 lb.-ft. of torque)
- 4-wheel antilock disc brakes (includes Traction Control and stability control)
- 6-speed automatic transmission
- 30-gallon stainless steel fuel tank (approx.), includes 2 auxiliary fuel ports
- 140-amp alternator
- Dual batteries with 750 cold-cranking amps
- Exhaust brake
- 14,500-19,500-lb. GVWR⁴ options

PRODUCTIVITY + DRIVE EXPERIENCE

- 16-inch steel wheels (4500 HD models)
- 19.5-inch steel wheels (4500 XD/5500 XD models)
- AM/FM stereo with auxiliary jack, USB port⁵ and Bluetooth[®] wireless technology³ for select phones
- Assist steps
- Black grille
- Cloth interior in Medium Ash Gray

- Cruise control⁶
- Daytime Running Lamps
- Driver Information Center, monitors vital functions including diesel exhaust fluid levels (DEF)
- Front floor mats (front/rear on Crew Cab models)
- Headlamp washer
- High-back driver and front passenger bucket seats
- LED headlamps, includes integrated LED turn signal indicators
- Power door locks and windows
- Rear dome and body lamp switch
- Remote Keyless Entry
- Single-zone manual air conditioning
- Steering wheel-mounted controls for audio, cruise control⁶ and Driver Information Center
- Tilt/telescoping steering column
- Tinted glass
- Tire Pressure Monitoring System (excludes spare tire)

KEY AVAILABLE FEATURES

- Optional features and packages vary by trim level. See Order Guide for details.
- 35- or 55-gallon driver-side-mounted aluminum fuel tank (approx.), replaces standard 30-gallon fuel tank (approx.)
- Additional 35-gallon driver-side-mounted aluminum fuel tank (approx.), supplements standard 30-gallon fuel tank (approx.) for combined dual-tank capacity of 65 gallons (approx.)
- Advanced Driver Assistance System, includes Adaptive Cruise Control⁶, Automatic Emergency Braking⁶, Lane Departure Warning⁶, Forward Collision Alert⁶, Forward Vehicle Movement Notification and Mis-Acceleration Mitigation
- Automatic engine shutdown
- Backup alarm
- Chrome grille
- Cruise control⁶ delete
- Dual Absorbed Glass Mat batteries with 825 cold-cranking amps
- Engine block heater
- Enhanced audio system with 7-inch diagonal color touch-screen display, includes Apple CarPlay^{®7} and Android Auto^{™8} compatibility

- Heated outside rearview mirrors
- LED taillamps
- Locking DEF fill cap
- Mirror bracket extension, adapts standard and optional outside mirrors for use with 102-inch-wide body
- Power Take-Off (PTO) provisions
- Rear Vision Camera⁹ (requires enhanced audio system with 7-inch diagonal color touch-screen display)
- Roof air deflector
- Speed governor

VEHICLE SERVICE CONTRACTS

- Diesel Vehicle Service Contract, 5 years or 150,000 miles¹⁰
- Diesel Plus Vehicle Service Contract, 5 years or 200,000 miles¹⁰
- Diesel Plus with Aftertreatment Vehicle Service Contract, 5 years or 200,000 miles¹⁰

1 Premium paint; additional charge. 2 Upfits from an independent supplier are not covered by the GM New Vehicle Limited Warranty. GM is not responsible for the safety and quality of independent supplier alterations. 3 The Bluetooth[®] word mark and logos are owned by the Bluetooth SIG, Inc., and any use of such marks by General Motors is under license. Other trademarks and trade names are those of their respective owners. Go to chevrolet.com to find out which phones are compatible with the vehicle. Full Bluetooth feature functionality varies by device, model and software version. 4 Maximum Gross Vehicle Weight Rating (GVWR). When properly equipped; includes weight of vehicle, passengers, cargo and equipment. 5 Not compatible with all devices. 6 Safety or driver assistance features are no substitute for the driver's responsibility to operate the vehicle in a safe manner. Read the vehicle Owner's Manual for important feature limitations and information. 7 Vehicle user interface is a product of Apple[®], and its terms and privacy statements apply. Requires compatible iPhone[®], and data plan rates apply. Apple CarPlay[®], Siri[®], iPhone[®] and Apple Music[®] are trademarks of Apple Inc., registered in the U.S. and other countries. 8 Vehicle user interface is a product of Google, and its terms and privacy statements apply. Requires the Android Auto app on Google Play and a compatible Android[™] smartphone. Data plan rates apply. You can check which smartphones are compatible at g.co/androidauto/requirements. Android and Android Auto are trademarks of Google LLC. 9 Safety or driver assistance features are no substitute for the driver's responsibility to operate the vehicle in a safe manner. Read the Alpine Owner's Manual included with the Rear Vision Camera system for important feature limitations and information. 10 Whichever comes first.

envolve

2027 CHEVROLET LOW CAB FORWARD 6500 XD/7500 XD

AVAILABLE MODELS

	Wheelbases
6500 XD Regular Cab	152 in./170 in./188 in./200 in./212 in./224 in./236 in./248 in.
7500 XD Regular Cab	152 in./170 in./188 in./200 in./212 in./224 in./236 in./248 in.

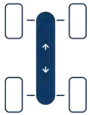
EXTERIOR COLORS



NOTE: Exterior colors vary by trim level. See Order Guide for details.

2025 Chevrolet Low Cab Forward 6500 XD shown. Vehicle shown with upfits from an independent supplier and are not covered by the GM New Vehicle Limited Warranty. GM is not responsible for the safety and quality of independent supplier alterations.

HIGHLIGHTS



8 WHEELBASES
Configuration Choices
for Your Needs



UP TO
33,000 LBS.
Standard GVWR¹
on 7500 XD



STANDARD
6-SPEED
Automatic Transmission
with PTO Gear

KEY STANDARD FEATURES

PERFORMANCE

- Cummins® 6.7L Turbo-Diesel engine (260 hp/660 lb.-ft. of torque)
- 4-wheel antilock air brakes
- 6-speed automatic transmission with Power Take Off (PTO) gear
- 50-gallon fuel tank (approx.) (152- and 170-inch wheelbases)
- 100-gallon fuel tank (approx.) (188-inch wheelbase and longer)
- 160-amp alternator
- Up to 25,950-lbs. GVWR¹ (6500 XD)
- Up to 33,000-lbs. GVWR¹ (7500 XD)
- Dual batteries with 750 cold-cranking amps
- Exhaust brake

PRODUCTIVITY + DRIVE EXPERIENCE

- 22.5-inch wheels
- 255/70R22.5 low-profile tires (6500 XD only)
- Air conditioning
- AM/FM stereo with auxiliary input jack, USB port² and Bluetooth® wireless technology³ for select phones
- Assist steps
- Cruise control⁴
- Daytime Running Lamps
- Driver Information Center, monitors vital functions including diesel exhaust fluid levels (DEF)
- Floor mats
- Heated fuel filter
- High-back driver seat with air suspension system
- LED headlamps
- Passenger-side ground clearance mirror
- Power door locks
- Power windows
- Silver grille
- Tilt-Wheel and telescoping steering column
- Tinted glass

KEY AVAILABLE FEATURES

- Optional features and packages vary by trim level. See Order Guide for details.
- 50-gallon fuel tank (approx.) (6500 XD 188- to 224-inch wheelbases only)
- Aluminum wheels (4- and 6-wheel options)
- Automatic engine shutdown
- Backup alarm
- Chrome grille
- Cold Climate Package, includes engine block heater and oil pan heater
- Cruise control⁴ delete
- Dual Absorbed Glass Mat batteries with 825 cold-cranking amps
- Engine block heater
- Enhanced audio system with 7-inch diagonal color touch-screen display, includes Apple CarPlay®⁵ and Android Auto™⁶ compatibility
- Heated outside rearview mirrors
- LED lighting upgrade
- Power Take Off (PTO) provisions
- Rear air suspension

- Rear dome and body lamp switch
- Rear Vision Camera⁷ (camera and cable shipped loose) (requires enhanced audio system with 7-inch diagonal color touch-screen display)
- Remote Keyless Entry
- Speed governor

1 Maximum Gross Vehicle Weight Rating (GVWR). When properly equipped; includes weight of vehicle, passengers, cargo and equipment. 2 Not compatible with all devices. 3 The Bluetooth® word mark and logos are owned by the Bluetooth SIG, Inc., and any use of such marks by General Motors is under license. Other trademarks and trade names are those of their respective owners. Go to chevrolet.com to find out which phones are compatible with the vehicle. Full Bluetooth feature functionality varies by device, model and software version. 4 Safety or driver assistance features are no substitute for the driver's responsibility to operate the vehicle in a safe manner. Read the vehicle Owner's Manual for important feature limitations and information. 5 Vehicle user interface is a product of Apple® and its terms and privacy statements apply. Requires compatible iPhone® and data plan rates apply. Apple CarPlay®, Siri®, iPhone® and Apple Music® are trademarks of Apple, Inc., registered in the U.S. and other countries. 6 Vehicle user interface is a product of Google, and its terms and privacy statements apply. Requires the Android Auto app on Google Play and a compatible Android™ smartphone. Data plan rates apply. You can check which smartphones are compatible at g.co/androidauto/requirements. Android and Android Auto are trademarks of Google LLC. 7 Read the Alpine Owner's Manual included with the Rear Vision Camera system for important feature limitations and information. Safety or driver assistance features are no substitute for the driver's responsibility to operate the vehicle in a safe manner. Read the vehicle Owner's Manual for important feature limitations and information.

envolve



2024 Chevrolet Express 2500 Passenger Van shown.

VANS



envolve

CLICK VEHICLE NAME BELOW TO SEE DIMENSIONS + CAPACITIES



2025 Chevrolet Express LS Passenger Van 2500 shown.

2026 CHEVROLET EXPRESS PASSENGER VAN

View Full Details

Wheelbase	135 in. (Regular) 155 in. (Extended)
Length	223.9 in. (Regular) 243.9 in. (Extended)
Width	79.2 in.
Max. cargo volume ¹	218.5 cu. ft. (Regular) 255.5 cu. ft. (Extended)
Max. payload ²	2,550 lbs. (2500) 3,540 lbs. (3500 Regular) 3,320 lbs. (3500 Extended)
Max. trailering capacity ³ (when properly equipped)	9,600 lbs. (Regular) 9,200 lbs. (Extended)
Max. GVWR ⁴	8,600 lbs. (2500) 9,600 lbs. (3500 Regular) 9,900 lbs. (3500 Extended)
Max. GCWR ⁵	16,000 lbs.

1 Cargo and load capacity limited by weight and distribution. 2 These maximum payload ratings are intended for comparison purposes only. Before you buy a vehicle or use it to haul people or cargo, carefully review the Vehicle Loading section of the Owner's Manual and check the carrying capacity of your specific vehicle on the label on the inside of the driver's door jamb. 3 Requires 6.6L V8 engine. Maximum trailering ratings are intended for comparison purposes only. Before you buy a vehicle or use it for trailering, carefully review the trailering section of the Owner's Manual. The trailering capacity of your specific vehicle may vary. The weight of passengers, cargo and options or accessories may reduce the amount you can trailer. 4 Maximum Gross Vehicle Weight Rating (GVWR). When properly equipped; includes weight of vehicle, passengers, cargo and equipment. 5 Requires 6.6L V8 engine. Maximum Gross Combined Weight Rating (GCWR). When properly equipped; includes weight of the vehicle and trailer combination, including the weight of driver, passengers, fuel, optional equipment and cargo in the vehicle and trailer.



envolve

CLICK VEHICLE NAME BELOW TO SEE DIMENSIONS + CAPACITIES



2025 GMC Savana Passenger Van 2500 Regular shown.

2026 GMC SAVANA
PASSENGER VAN

View Full Details

Wheelbase	135 in. (Regular) 155 in. (Extended)
Length	223.9 in. (Regular) 243.9 in. (Extended)
Width	79.2 in.
Max. cargo volume ¹	218.5 cu. ft. (Regular) 255.5 cu. ft. (Extended)
Max. payload ²	2,550 lbs. (2500) 3,540 lbs. (3500 Regular) 3,320 lbs. (3500 Extended)
Max. trailering capacity ³ (when properly equipped)	9,600 lbs. (Regular) 9,200 lbs. (Extended)
Max. GVWR ⁴	8,600 lbs. (2500) 9,600 lbs. (3500 Regular) 9,900 lbs. (3500 Extended)
Max. GCWR ⁵	16,000 lbs.

1 Cargo and load capacity limited by weight and distribution. 2 These maximum payload ratings are intended for comparison purposes only. Before you buy a vehicle or use it to haul people or cargo, carefully review the Vehicle Loading section of the Owner's Manual and check the carrying capacity of your specific vehicle on the label on the inside of the driver's door jamb. 3 Requires 6.6L V8 engine. Maximum trailering ratings are intended for comparison purposes only. Before you buy a vehicle or use it for trailering, carefully review the trailering section of the Owner's Manual. The trailering capacity of your specific vehicle may vary. The weight of passengers, cargo and options or accessories may reduce the amount you can trailer. 4 Maximum Gross Vehicle Weight Rating (GVWR). When properly equipped; includes weight of vehicle, passengers, cargo and equipment. 5 Requires 6.6L V8 engine. Maximum Gross Combined Weight Rating (GCWR). When properly equipped; includes weight of the vehicle and trailer combination, including the weight of driver, passengers, fuel, optional equipment and cargo in the vehicle and trailer.



envolve

CLICK VEHICLE NAME BELOW TO SEE DIMENSIONS + CAPACITIES



2025 Chevrolet Express 1WT Cargo Van 3500 shown.

2026 CHEVROLET EXPRESS CARGO VAN

View Full Details

Wheelbase	135 in. (Regular) 155 in. (Extended)
Length	224 in. (Regular) 244 in. (Extended)
Width	79.2 in.
Max. cargo volume ¹	239.4 cu. ft. (Regular) 283.6 cu. ft. (Extended)
Max. payload ²	3,280 lbs. (2500 Regular) 3,060 lbs. (2500 Extended) 4,280 lbs. (3500 Regular) 4,090 lbs. (3500 Extended)
Max. trailering capacity ³ (when properly equipped)	10,000 lbs.
Max. GVWR ⁴	8,600 lbs. (2500) 9,600 lbs. (3500 Regular) 9,900 lbs. (3500 Extended)
Max. GCWR ⁵	16,000 lbs.

1 Cargo and load capacity limited by weight and distribution. 2 These maximum payload ratings are intended for comparison purposes only. Before you buy a vehicle or use it to haul people or cargo, carefully review the Vehicle Loading section of the Owner's Manual and check the carrying capacity of your specific vehicle on the label on the inside of the driver's door jamb. 3 Requires 6.6L V8 engine. Maximum trailering ratings are intended for comparison purposes only. Before you buy a vehicle or use it for trailering, carefully review the trailering section of the Owner's Manual. The trailering capacity of your specific vehicle may vary. The weight of passengers, cargo and options or accessories may reduce the amount you can trailer. 4 Maximum Gross Vehicle Weight Rating (GVWR). When properly equipped; includes weight of vehicle, passengers, cargo and equipment. 5 Requires 6.6L V8 engine. Maximum Gross Combined Weight Rating (GCWR). When properly equipped; includes weight of the vehicle and trailer combination, including the weight of driver, passengers, fuel, optional equipment and cargo in the vehicle and trailer.

CLICK VEHICLE NAME BELOW TO SEE DIMENSIONS + CAPACITIES



2025 GMC Savana Cargo Van 2500 Regular shown.

2026 GMC SAVANA CARGO VAN

View Full Details

Wheelbase	135 in. (Regular) 155 in. (Extended)
Length	224 in. (Regular) 244 in. (Extended)
Width	79.2 in.
Max. cargo volume ¹	239.4 cu. ft. (Regular) 283.6 cu. ft. (Extended)
Max. payload ²	3,280 lbs. (2500 Regular) 3,060 lbs. (2500 Extended) 4,280 lbs. (3500 Regular) 4,090 lbs. (3500 Extended)
Max. trailering capacity ³ (when properly equipped)	10,000 lbs.
Max. GVWR ⁴	8,600 lbs. (2500) 9,600 lbs. (3500 Regular) 9,900 lbs. (3500 Extended)
Max. GCWR ⁵	16,000 lbs.

1 Cargo and load capacity limited by weight and distribution. 2 These maximum payload ratings are intended for comparison purposes only. Before you buy a vehicle or use it to haul people or cargo, carefully review the Vehicle Loading section of the Owner's Manual and check the carrying capacity of your specific vehicle on the label on the inside of the driver's door jamb. 3 Requires 6.6L V8 engine. Maximum trailering ratings are intended for comparison purposes only. Before you buy a vehicle or use it for trailering, carefully review the trailering section of the Owner's Manual. The trailering capacity of your specific vehicle may vary. The weight of passengers, cargo and options or accessories may reduce the amount you can trailer. 4 Maximum Gross Vehicle Weight Rating (GVWR). When properly equipped; includes weight of vehicle, passengers, cargo and equipment. 5 Requires 6.6L V8 engine. Maximum Gross Combined Weight Rating (GCWR). When properly equipped; includes weight of the vehicle and trailer combination, including the weight of driver, passengers, fuel, optional equipment and cargo in the vehicle and trailer.



CLICK VEHICLE NAME BELOW TO SEE DIMENSIONS + CAPACITIES



2025 Chevrolet Express Cutaway Work Van shown.

2026 CHEVROLET EXPRESS CUTAWAY

[View Full Details](#)

Wheelbase	139 in./159 in./177 in.
Length	247.1 in./267.1 in./285.2 in.
Width	79.2 in. (SRW) 94.5 in. (DRW)
Max. payload range ¹	5,070-7,080 lbs. (Work Van) 8,870-8,920 lbs. (4500 Series)
Max. GVWR ²	9,900-12,300 lbs. (Work Van) 14,200 lbs. (4500 Series)
Max. GCWR ³	16,000-20,000 lbs. (Work Van) 20,000 (4500 Series)
Max. fuel capacity (approx.)	32 gal. (SRW) 57 gal. (DRW)

¹ These maximum payload ratings are intended for comparison purposes only. Before you buy a vehicle or use it to haul people or cargo, carefully review the Vehicle Loading section of the Owner's Manual and check the carrying capacity of your specific vehicle on the label on the inside of the driver's door jamb. ² Maximum Gross Vehicle Weight Rating (GVWR). When properly equipped; includes weight of vehicle, passengers, cargo and equipment. ³ Maximum Gross Combined Weight Rating (GCWR). When properly equipped; includes weight of the vehicle and trailer combination, including the weight of driver, passengers, fuel, optional equipment and cargo in the vehicle and trailer.



envolve

CLICK VEHICLE NAME BELOW TO SEE DIMENSIONS + CAPACITIES



2025 GMC Savana Cutaway Work Van shown.

2026 GMC SAVANA CUTAWAY

View Full Details

Wheelbase	139 in./159 in./177 in.
Length	247.1 in./267.1 in./285.2 in.
Width	79.2 in. (SRW) 94.5 in. (DRW)
Max. payload range ¹	5,070-7,080 lbs. (Work Van) 8,870-8,920 lbs. (4500 Series)
Max. GVWR ²	9,900-12,300 lbs. (Work Van) 14,200 lbs. (4500 Series)
Max. GCWR ³	16,000-20,000 lbs. (Work Van) 20,000 (4500 Series)
Max. fuel capacity (approx.)	32 gal. (SRW) 57 gal. (DRW)

1 These maximum payload ratings are intended for comparison purposes only. Before you buy a vehicle or use it to haul people or cargo, carefully review the Vehicle Loading section of the Owner's Manual and check the carrying capacity of your specific vehicle on the label on the inside of the driver's door jamb. 2 Maximum Gross Vehicle Weight Rating (GVWR). When properly equipped; includes weight of vehicle, passengers, cargo and equipment. 3 Maximum Gross Combined Weight Rating (GCWR). When properly equipped; includes weight of the vehicle and trailer combination, including the weight of driver, passengers, fuel, optional equipment and cargo in the vehicle and trailer.



envolve

2026 CHEVROLET EXPRESS PASSENGER VAN

AVAILABLE MODELS

2500 RWD – Regular	1LS	2500 RWD – Regular	1LT
3500 RWD – Regular	1LS	3500 RWD – Regular	1LT
3500 RWD – Extended	1LS	3500 RWD – Extended	1LT

EXTERIOR COLORS

 Black

 Red Hot

 Silver Ice Metallic

 Summit White

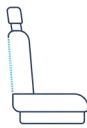
NOTE: Exterior colors vary by trim level. See Order Guide for details.

2025 Chevrolet Express LS Passenger Van 2500 shown.

HIGHLIGHTS



AVAILABLE
**SLIDING
PASSENGER-
SIDE DOOR**



UP TO
**15 MAX.
SEATING**
Capacity with
Extended Wheelbase



AVAILABLE
6.6L GAS V8
Engine Option

KEY STANDARD FEATURES

Features based on LS model with 1LS equipment group.

SAFETY + SECURITY

- Embedded OnStar® hardware, includes 8 years of OnStar Fleet Basics¹
- Enhanced technology glass
- Rear Vision Camera² (display integrated into inside rearview mirror)
- Theft-deterrent system
- Tire Pressure Monitoring System (excludes spare tire)

PERFORMANCE

- 4.3L V6 engine (276 hp/298 lb.-ft. of torque) with 8-speed automatic transmission
- 4-wheel antilock disc brakes
- Cruise Grade Braking and Powertrain Grade Braking
- Hill Start Assist

PRODUCTIVITY + DRIVE EXPERIENCE

- 12-passenger seating
- 16-inch wheels
- 120-volt power outlet
- Air conditioning with rear auxiliary heating
- Body-on-frame
- Daytime Running Lamps
- Driver Information Center
- Full-length Black rubberized-vinyl floor covering
- Heated, power-adjustable, manual-folding outside mirrors
- High-back front bucket seats (vinyl or cloth)
- Oil-life monitor
- Power door locks
- Power windows
- Rear-seat air vents
- Swing-out passenger-side door

KEY AVAILABLE FEATURES

Optional features and packages vary by trim level. See Order Guide for details.

- 6.6L gas V8 engine (401 hp/464 lb.-ft. of torque) with 8-speed heavy-duty automatic transmission
- 6-way power driver and front passenger seat
- 15-passenger seating
- Chrome Appearance Package
- Cruise control³
- Forward Collision Alert³
- Full-floor color-keyed carpeting
- Heavy-duty battery with 770 cold-cranking amps
- Heavy-duty trailering equipment
- Lane Departure Warning³
- Locking rear differential
- Rear Park Assist³
- Remote Keyless Entry with 2 transmitters and remote panic button
- Remote Start
- Side Blind Zone Alert³
- Sliding passenger-side door

AVAILABLE FLEET PACKAGES

Paratransit Package (See Order Guide for details.)

¹ Services subject to user terms and limitations. Certain services require working electrical system, cell reception and GPS signal. OnStar® links to emergency services. See gmenvolve.com for details. ² Safety or driver assistance features are no substitute for the driver's responsibility to operate the vehicle in a safe manner. Read the Alpine Owner's Manual included with the Rear Vision Camera system for important feature limitations and information. ³ Safety or driver assistance features are no substitute for the driver's responsibility to operate the vehicle in a safe manner. Read the vehicle Owner's Manual for important safety and driver assistance feature limitations and information.








envolve

2026 GMC SAVANA PASSENGER VAN

AVAILABLE MODELS

LS 2500 RWD – Regular	1LS	LT 2500 RWD – Regular	1LT
LS 3500 RWD – Regular	1LS	LT 3500 RWD – Regular	1LT
LS 3500 RWD – Extended	1LS	LT 3500 RWD – Extended	1LT

EXTERIOR COLORS

 Cardinal Red

 Onyx Black

 Quicksilver
Metallic¹

 Summit
White

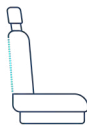
NOTE: Exterior colors vary by trim level. See Order Guide for details.

2025 GMC Savana Passenger Van 2500 Regular shown.

HIGHLIGHTS



AVAILABLE
**SLIDING
PASSENGER-
SIDE DOOR**



UP TO
**15 MAX.
SEATING**
Capacity with
Extended Wheelbase



AVAILABLE
6.6L GAS V8
Engine Option

KEY STANDARD FEATURES

Features based on LS 2500 RWD model with 1LS equipment group.

SAFETY + SECURITY

Embedded OnStar[®] hardware, includes 8 years of OnStar Fleet Basics²

Enhanced technology glass

Rear Vision Camera³ (display integrated into inside rearview mirror)

Theft-deterrent system

Tire Pressure Monitoring System (excludes spare tire)

PERFORMANCE

4.3L V6 engine (276 hp/298 lb.-ft. of torque) with 8-speed automatic transmission

4-wheel antilock disc brakes

Cruise Grade Braking and Powertrain Grade Braking

Hill Start Assist

PRODUCTIVITY + DRIVE EXPERIENCE

12-passenger seating

16-inch wheels

120-volt power outlet

Air conditioning with rear auxiliary heating

Body-on-frame

Daytime Running Lamps

Driver Information Center

Full-length Black rubberized-vinyl floor covering

Heated, power-adjustable, manual-folding outside mirrors

High-back front bucket seats (vinyl or cloth)

Oil-life monitor

Power door locks

Power windows

Rear-seat air vents

Swing-out passenger-side door

KEY AVAILABLE FEATURES

Optional features and packages vary by trim level. See Order Guide for details.

6.6L gas V8 engine (401 hp/464 lb.-ft. of torque) with 8-speed heavy-duty automatic transmission

6-way power driver and front passenger seat

15-passenger seating

Chrome Appearance Package

Cruise control⁴

Forward Collision Alert⁴

Full-floor color-keyed carpeting

Heavy-duty battery with 770 cold-cranking amps

Heavy-duty trailering equipment

Lane Departure Warning⁴

Locking rear differential

Rear Park Assist⁴

Remote Keyless Entry

Remote Start

Side Blind Zone Alert⁴

Sliding passenger-side door

AVAILABLE FLEET PACKAGES

Paratransit Package (See Order Guide for details.)

1 Premium paint; additional charge. 2 Services subject to user terms and limitations. Certain services require working electrical system, cell reception and GPS signal. OnStar links to emergency services. See gmenvolve.com for details. 3 Safety or driver assistance features are no substitute for the driver's responsibility to operate the vehicle in a safe manner. Read the Alpine Owner's Manual included with the Rear Vision Camera system for important feature limitations and information. 4 Safety or driver assistance features are no substitute for the driver's responsibility to operate the vehicle in a safe manner. Read the vehicle Owner's Manual for important safety and driver assistance feature limitations and information.



envolve

2026 CHEVROLET EXPRESS CARGO VAN

AVAILABLE MODELS

2500 RWD – Regular	1WT	3500 RWD – Regular	1WT
2500 RWD – Extended	1WT	3500 RWD – Extended	1WT

EXTERIOR COLORS

Black

Red Hot

Silver Ice Metallic

Summit White

NOTE: Exterior colors vary by trim level. See Order Guide for details.

2025 Chevrolet Express 1WT
Cargo Van 3500 shown.

HIGHLIGHTS



AVAILABLE
**SLIDING
PASSENGER-
SIDE DOOR**



UP TO
**5 MAX.
SEATING**
Capacity with Available
Express Crew Van Package



AVAILABLE
6.6L GAS V8
Engine Option

KEY STANDARD FEATURES

Features based on Work Van RWD model with 1WT equipment group.

SAFETY + SECURITY

Embedded OnStar® hardware, includes 8 years of OnStar Fleet Basics¹

Rear Vision Camera² (display integrated into inside rearview mirror)

Theft-deterrent system

Tire Pressure Monitoring System (excludes spare tire)

PERFORMANCE

4.3L V6 engine (276 hp/298 lb.-ft. of torque) with 8-speed automatic transmission

4-wheel antilock disc brakes

Cruise Grade Braking and Powertrain Grade Braking

Hill Start Assist

PRODUCTIVITY + DRIVE EXPERIENCE

16-inch wheels

120-volt power outlet

Body-on-frame

Cargo tie-downs; 6 D-rings on cargo area floor

Daytime Running Lamps

Driver Information Center

Full-length Black rubberized-vinyl floor covering

Heated, power-adjustable, manual-folding outside mirrors

Oil-life monitor

Power door locks

Power windows

Single-zone manual air conditioning

Swing-out passenger-side door

Vinyl high-back front bucket seats

KEY AVAILABLE FEATURES

Optional features and packages vary by trim level. See Order Guide for details.

6.6L gas V8 engine (401 hp/464 lb.-ft. of torque) with 8-speed heavy-duty automatic transmission

5-passenger Express Crew Van Package

6-way power driver and front passenger seat

Chrome Appearance Package

Cloth high-back front bucket seats

Cruise control³

Dual batteries: 770 cold-cranking amps primary and isolated heavy-duty 770 cold-cranking amps

Forward Collision Alert³

Heavy-duty battery with 770 cold-cranking amps

Heavy-duty trailering equipment

Lane Departure Warning³

Locking rear differential

Rear auxiliary heater

Rear Park Assist³

Rear-seat air vents

Remote Keyless Entry with 2 transmitters and remote panic button

Remote Start

Side Blind Zone Alert³

Sliding passenger-side door

AVAILABLE FLEET PACKAGES

Ambulance Package ([Click here for details.](#))

Hotel Shuttle Package (See Order Guide for details.)

Paratransit Package (See Order Guide for details.)

¹ Services subject to user terms and limitations. Certain services require working electrical system, cell reception and GPS signal. OnStar® links to emergency services. See gmenvolve.com for details. ² Safety or driver assistance features are no substitute for the driver's responsibility to operate the vehicle in a safe manner. Read the Alpine Owner's Manual included with the Rear Vision Camera system for important feature limitations and information. ³ Safety or driver assistance features are no substitute for the driver's responsibility to operate the vehicle in a safe manner. Read the vehicle Owner's Manual for important safety and driver assistance feature limitations and information.



envolve

2026 GMC SAVANA CARGO VAN

AVAILABLE MODELS

Work Van 2500 RWD – Regular	1WT
Work Van 2500 RWD – Extended	1WT

Work Van 3500 RWD – Regular	1WT
Work Van 3500 RWD – Extended	1WT

EXTERIOR COLORS

 Cardinal Red

 Onyx Black

 Quicksilver Metallic¹

 Summit White

NOTE: Exterior colors vary by trim level. See Order Guide for details.

2025 GMC Savana Cargo Van 2500 Regular shown.

HIGHLIGHTS



AVAILABLE
**SLIDING
PASSENGER-
SIDE DOOR**



UP TO
**5 MAX.
SEATING**
Capacity with Available
Savana Crew Van Package



AVAILABLE
6.6L GAS V8
Engine Option

KEY STANDARD FEATURES

Features based on Work Van 2500 Regular RWD model with 1WT equipment group.

SAFETY + SECURITY

Embedded OnStar[®] hardware, includes 8 years of OnStar Fleet Basics²

Rear Vision Camera³ (display integrated into inside rearview mirror)

Theft-deterrent system

Tire Pressure Monitoring System (excludes spare tire)

PERFORMANCE

4.3L V6 engine (276 hp/298 lb.-ft. of torque) with 8-speed automatic transmission

4-wheel antilock disc brakes

Cruise Grade Braking and Powertrain Grade Braking

Hill Start Assist

PRODUCTIVITY + DRIVE EXPERIENCE

16-inch wheels

120-volt power outlet

Body-on-frame

Cargo tie-downs; 6 D-rings on cargo area floor

Daytime Running Lamps

Driver Information Center

Full-length Black rubberized-vinyl floor covering

Heated, power-adjustable, manual-folding outside mirrors

Oil-life monitor

Power door locks

Power windows

Single-zone manual air conditioning

Swing-out passenger-side door

Vinyl high-back front bucket seats

KEY AVAILABLE FEATURES

Optional features and packages vary by trim level. See Order Guide for details.

6.6L gas V8 engine (401 hp/464 lb.-ft. of torque) with 8-speed heavy-duty automatic transmission

5-passenger Savana Crew Van Package

6-way power driver and front passenger seat

Chrome Appearance Package

Cloth high-back front bucket seats

Cruise control⁴

Dual batteries: 770 cold-cranking amps primary and isolated heavy-duty 770 cold-cranking amps

Forward Collision Alert⁴

Heavy-duty battery with 770 cold-cranking amps

Heavy-duty trailering equipment

Lane Departure Warning⁴

Locking rear differential

Rear auxiliary heater

Rear Park Assist⁴

Rear-seat air vents

Remote Keyless Entry with 2 transmitters and remote panic button

Remote Start

Side Blind Zone Alert⁴

Sliding passenger-side door

AVAILABLE FLEET PACKAGES

Ambulance Package ([Click here for details.](#))

Hotel Shuttle Package (See Order Guide for details.)

Paratransit Package (See Order Guide for details.)

¹ Premium paint; additional charge. ² Services subject to user terms and limitations. Certain services require working electrical system, cell reception and GPS signal. OnStar links to emergency services. See gmenvolve.com for details. ³ Safety or driver assistance features are no substitute for the driver's responsibility to operate the vehicle in a safe manner. Read the Alpine Owner's Manual included with the Rear Vision Camera system for important feature limitations and information. ⁴ Safety or driver assistance features are no substitute for the driver's responsibility to operate the vehicle in a safe manner. Read the vehicle Owner's Manual for important safety and driver assistance feature limitations and information.



envolve

2026 CHEVROLET EXPRESS CUTAWAY

AVAILABLE MODELS

Work Van RWD – 139-inch wheelbase	1WT	4500 Series RWD – 159-inch wheelbase	2WT
Work Van RWD – 159-inch wheelbase	1WT	4500 Series RWD – 177-inch wheelbase	2WT
Work Van RWD – 177-inch wheelbase	1WT		

EXTERIOR COLORS

 Black

 Red Hot

 Silver Ice Metallic

 Summit White

NOTE: Exterior colors vary by trim level. See Order Guide for details.

2025 Chevrolet Express Cutaway Work Van shown.

HIGHLIGHTS



AVAILABLE
57-GALLON
Fuel Tank (Approx.)



UP TO
14,200 LBS.
Max. Available GVWR¹



AVAILABLE
6.6L GAS V8
Engine Option

KEY STANDARD FEATURES

Features based on 1WT (Work Van) and 2WT (4500 Series) models unless otherwise shown.

SAFETY + SECURITY

Embedded OnStar® hardware, includes 8 years of OnStar Fleet Basics²

Rear Vision Camera³ (in-mirror, camera and cable shipped loose) (standard on Work Van with 139- and 159-inch wheelbase)

Theft-deterrent system

Tire Pressure Monitoring System (does not monitor spare tires) (standard on Work Van with 139- and 159-inch wheelbase)

PERFORMANCE

4.3L V6 engine (276 hp/298 lb.-ft. of torque) with 8-speed automatic transmission (standard on Work Van with 139-inch wheelbase)

6.6L gas V8 engine (401 hp/464 lb.-ft. of torque) with 8-speed heavy-duty automatic transmission (standard on Work Van with 159- and 177-inch wheelbase and all 4500 Series models)

4-wheel antilock disc brakes

150-amp alternator

Hill Start Assist

StabiliTrak® Electronic Stability Control System

PRODUCTIVITY + DRIVE EXPERIENCE

16-inch wheels

32-gallon fuel tank (approx.)

120-volt power outlet

Black rubberized-vinyl floor covering

Body-on-frame

Daytime Running Lamps

Driver Information Center

Single-zone manual air conditioning

Vinyl high-back front bucket seats

KEY AVAILABLE FEATURES

Optional features and packages vary by trim level. See Order Guide for details.

6.6L gas V8 engine (401 hp/464 lb.-ft. of torque) with 8-speed heavy-duty automatic transmission (available on Work Van with 139-inch wheelbase)

57-gallon fuel tank (approx.)

Cloth high-back front bucket seats

Cruise control⁴

Dual batteries: 770 cold-cranking amps primary and isolated heavy-duty 770 cold-cranking amps

Dual rear wheels

Extended mirrors

Forward Collision Alert⁴

Heated, power-adjustable, manual-folding outside mirrors

Heavy-duty battery with 770 cold-cranking amps

High idle switch

Lane Departure Warning⁴

Locking rear differential

Power door locks

Power windows

Rear Vision Camera³ (in-mirror, camera and cable shipped loose) (available on Work Van with 177-inch wheelbase and all 4500 Series models)

Remote Keyless Entry with 2 transmitters and remote panic button

Remote Start

AVAILABLE FLEET PACKAGES

Ambulance Package ([Click here for details.](#))

RV Package ([Click here for details.](#))

School Bus Package ([Click here for details.](#))

Shuttle Bus Package ([Click here for details.](#))

1 Maximum Gross Vehicle Weight Rating (GVWR). When properly equipped; includes weight of vehicle, passengers, cargo and equipment. 2 Services subject to user terms and limitations. Certain services require working electrical system, cell reception and GPS signal. OnStar® links to emergency services. See gmenvolve.com for details. 3 Safety or driver assistance features are no substitute for the driver's responsibility to operate the vehicle in a safe manner. Read the Alpine Owner's Manual included with the Rear Vision Camera system for important feature limitations and information. 4 Safety or driver assistance features are no substitute for the driver's responsibility to operate the vehicle in a safe manner. Read the vehicle Owner's Manual for important feature limitations and information.



envolve

2026 GMC SAVANA CUTAWAY

AVAILABLE MODELS

Work Van RWD – 139-inch wheelbase	1WT	4500 Series RWD – 159-inch wheelbase	2WT
Work Van RWD – 159-inch wheelbase	1WT	4500 Series RWD – 177-inch wheelbase	2WT
Work Van RWD – 177-inch wheelbase	1WT		

EXTERIOR COLORS



NOTE: Exterior colors vary by trim level. See Order Guide for details.

2025 GMC Savana Cutaway Work Van shown.

HIGHLIGHTS



AVAILABLE
57-GALLON
Fuel Tank (Approx.)



UP TO
14,200 LBS.
Max. Available GVWR²



AVAILABLE
6.6L GAS V8
Engine Option

KEY STANDARD FEATURES

Features based on 1WT (Work Van) and 2WT (4500 Series) models unless otherwise shown.

SAFETY + SECURITY

Embedded OnStar[®] hardware, includes 8 years of OnStar Fleet Basics³

Rear Vision Camera⁴ (in-mirror, camera and cable shipped loose) (standard on Work Van with 139- and 159-inch wheelbase)

Theft-deterrent system

Tire Pressure Monitoring System (does not monitor spare tires) (standard on Work Van with 139- and 159-inch wheelbase)

PERFORMANCE

4.3L V6 engine (276 hp/298 lb.-ft. of torque) with 8-speed automatic transmission (standard on Work Van with 139-inch wheelbase)

6.6L gas V8 engine (401 hp/464 lb.-ft. of torque) with 8-speed heavy-duty automatic transmission (standard on Work Van with 159- and 177-inch wheelbase and all 4500 Series models)

4-wheel antilock disc brakes

150-amp alternator

Hill Start Assist

StabiliTrak[®] Electronic Stability Control System

PRODUCTIVITY + DRIVE EXPERIENCE

16-inch wheels

32-gallon fuel tank (approx.)

120-volt power outlet

Black rubberized-vinyl floor covering

Body-on-frame

Daytime Running Lamps

Driver Information Center

Single-zone manual air conditioning

Vinyl high-back front bucket seats

KEY AVAILABLE FEATURES

Optional features and packages vary by trim level. See Order Guide for details.

6.6L gas V8 engine (401 hp/464 lb.-ft. of torque) with 8-speed heavy-duty automatic transmission (available on Work Van with 139-inch wheelbase)

57-gallon fuel tank (approx.)

Cloth high-back front bucket seats

Cruise control⁵

Dual batteries: 770 cold-cranking amps primary and isolated heavy-duty 770 cold-cranking amps

Dual rear wheels

Extended mirrors

Forward Collision Alert⁵

Heated, power-adjustable, manual-folding outside mirrors

Heavy-duty battery with 770 cold-cranking amps

High idle switch

Lane Departure Warning⁵

Locking rear differential

Power door locks

Power windows

Rear Vision Camera⁴ (in-mirror, camera and cable shipped loose) (available on Work Van with 177-inch wheelbase and all 4500 Series models)

Remote Keyless Entry with 2 transmitters and remote panic button

Remote Start

AVAILABLE FLEET PACKAGES

Ambulance Package ([Click here for details.](#))

RV Package ([Click here for details.](#))

School Bus Package ([Click here for details.](#))

Shuttle Bus Package ([Click here for details.](#))

1 Premium paint; additional charge. 2 Maximum Gross Vehicle Weight Rating (GVWR). When properly equipped; includes weight of vehicle, passengers, cargo and equipment. 3 Services subject to user terms and limitations. Certain services require working electrical system, cell reception and GPS signal. OnStar[®] links to emergency services. See gmenvolve.com for details. 4 Safety or driver assistance features are no substitute for the driver's responsibility to operate the vehicle in a safe manner. Read the Alpine Owner's Manual included with the Rear Vision Camera system for important feature limitations and information. 5 Safety or driver assistance features are no substitute for the driver's responsibility to operate the vehicle in a safe manner. Read the vehicle Owner's Manual for important feature limitations and information.



envolve



2025 Chevrolet Blazer EV PPV shown.

SPECIALTY VEHICLES



envolve

CLICK VEHICLE NAME BELOW TO SEE DIMENSIONS + CAPACITIES



2026 Chevrolet Silverado 1500 PPV shown. Vehicle shown with upfits from an independent supplier and are not covered by the GM New Vehicle Limited Warranty. GM is not responsible for the safety and quality of independent supplier alterations.

2026 CHEVROLET SILVERADO 1500 POLICE PURSUIT VEHICLE

Cabs/configurations	Crew
Box length	5' 8"
Wheelbase	147 in.
Overall length	231.8 in.
Max. seating capacity	6
Max. payload ¹	1,850 lbs.
Max. trailering capacity ² (when properly equipped)	9,300 lbs.
Max. GVWR ³	7,100 lbs.
Wheel size	20 in.

¹ These maximum payload ratings are intended for comparison purposes only. Before you buy a vehicle or use it to haul people or cargo, carefully review the Vehicle Loading section of the Owner's Manual and check the carrying capacity of your specific vehicle on the label on the inside of the driver's door jamb. ² Maximum trailering ratings are intended for comparison purposes only. Before you buy a vehicle or use it for trailering, carefully review the trailering section of the Owner's Manual. The trailering capacity of your specific vehicle may vary. The weight of passengers, cargo and options or accessories may reduce the amount you can trailer. ³ Maximum Gross Vehicle Weight Rating (GVWR). When properly equipped; includes weight of vehicle, passengers, cargo and equipment.

CLICK VEHICLE NAME BELOW TO SEE DIMENSIONS + CAPACITIES



2025 Chevrolet Tahoe PPV shown. Vehicle shown with upfits from an independent supplier and are not covered by the GM New Vehicle Limited Warranty. GM is not responsible for the safety and quality of independent supplier alterations.

2026 CHEVROLET TAHOE POLICE PURSUIT VEHICLE

View Full Details

Overall length	211.3 in.
Overall width (w/o mirrors)	81.0 in.
Overall height	75.8 in. (2WD) 75.9 in. (4WD)
Max. seating capacity	6
Head room (front/rear)	42.3 in./38.9 in.
Shoulder room (front/rear)	65.6 in./64.6 in.
Leg room (front/rear)	44.5 in./42 in.
Max. cargo volume ¹	125.9 cu. ft.
Max. trailering capacity ² (when properly equipped)	6,000 lbs.

1 Behind front row. Cargo and load capacity limited by weight and distribution. 2 Maximum trailering ratings are intended for comparison purposes only. Before you buy a vehicle or use it for trailering, carefully review the Trailering section of the Owner's Manual. The trailering capacity of your specific vehicle may vary. The weight of passengers, cargo and options or accessories may reduce the amount you can trailer.

CLICK VEHICLE NAME BELOW TO SEE DIMENSIONS + CAPACITIES



Preproduction 2026 Chevrolet Blazer EV PPV shown. Actual production model will vary. Vehicle shown with upfits from an independent supplier and are not covered by the GM New Vehicle Limited Warranty. GM is not responsible for the safety and quality of independent supplier alterations.

2026 CHEVROLET BLAZER EV POLICE PURSUIT VEHICLE

Overall length	192.6 in.
Overall width (w/o mirrors)	78.0 in.
Overall height	64.7 in.
Max. seating capacity	5
Head room (front/rear)	40.8 in./38.1 in.
Shoulder room (front/rear)	58.7 in./58.3 in.
Leg room (front/rear)	44.2 in./38.9 in.
Max. cargo volume ¹	59.1 cu. ft.
Max. trailering capacity ² (when properly equipped)	1,000 lbs.

¹ With rear seat folded. Cargo and load capacity limited by weight and distribution. ² With performance two-motor AWD propulsion. Maximum trailering ratings are intended for comparison purposes only. Before you buy a vehicle or use it for trailering, carefully review the Trailering section of the Owner's Manual. The trailering capacity of your specific vehicle may vary. The weight of passengers, cargo and options or accessories may reduce the amount you can trailer.

CLICK VEHICLE NAME BELOW TO SEE DIMENSIONS + CAPACITIES



2025 Chevrolet Silverado 1500 SSV shown. Vehicle shown with upfits from an independent supplier and are not covered by the GM New Vehicle Limited Warranty. GM is not responsible for the safety and quality of independent supplier alterations.

2026 CHEVROLET SILVERADO 1500 SPECIAL SERVICE VEHICLE

Cabs/configurations	Crew
Box length	5' 8"/6' 6"
Wheelbase	147 in./157 in.
Overall length	231.8 in./ 241.4 in.
Max. seating capacity	6
Max. payload ¹	1,990 lbs. (Short Bed)/1,930 lbs. (Standard Bed)
Max. trailering capacity ² (when properly equipped)	9,300 lbs. (Short Bed)/9,200 lbs. (Standard Bed)
Max. GVWR ³	7,100 lbs.
Wheel size	17 in.

1 These maximum payload ratings are intended for comparison purposes only. Before you buy a vehicle or use it to haul people or cargo, carefully review the Vehicle Loading section of the Owner's Manual and check the carrying capacity of your specific vehicle on the label on the inside of the driver's door jamb. 2 Maximum trailering ratings are intended for comparison purposes only. Before you buy a vehicle or use it for trailering, carefully review the trailering section of the Owner's Manual. The trailering capacity of your specific vehicle may vary. The weight of passengers, cargo and options or accessories may reduce the amount you can trailer. 3 Maximum Gross Vehicle Weight Rating (GVWR). When properly equipped; includes weight of vehicle, passengers, cargo and equipment.

CLICK VEHICLE NAME BELOW TO SEE DIMENSIONS + CAPACITIES



2026 Chevrolet Tahoe SSV shown. Vehicle shown with upfits from an independent supplier and are not covered by the GM New Vehicle Limited Warranty. GM is not responsible for the safety and quality of independent supplier alterations.

2026 CHEVROLET TAHOE
SPECIAL SERVICE VEHICLE

View Full Details

Overall length	211.3 in.
Overall width (w/o mirrors)	81.0 in.
Overall height	75.9 in.
Max. seating capacity	6
Head room (front/rear)	42.3 in./38.9 in.
Shoulder room (front/rear)	65.6 in./64.6 in.
Leg room (front/rear)	44.5 in./42 in.
Max. cargo volume ¹	125.9 cu. ft.
Max. trailering capacity ² (when properly equipped)	7,700 lbs.

1 Behind front row. Cargo and load capacity limited by weight and distribution. 2 With available (NHT) Max Trailering Package. Maximum trailering ratings are intended for comparison purposes only. Before you buy a vehicle or use it for trailering, carefully review the Trailering section of the Owner's Manual. The trailering capacity of your specific vehicle may vary. The weight of passengers, cargo and options or accessories may reduce the amount you can trailer.



2024 GMC Savana Cutaway shown. Vehicle shown with upfits from an independent supplier and are not covered by the GM New Vehicle Limited Warranty. GM is not responsible for the safety and quality of independent supplier alterations.

2026 SCHOOL BUS/SHUTTLE BUS APPLICATIONS

[View Full Details](#)

	Chevrolet Express/GMC Savana Cutaway Work Van		Chevrolet Express/GMC Savana Cutaway 4500 Van	
Wheelbase	139 in.	159 in.	159 in.	177 in.
Frame yield strength	33,000 psi	33,000 psi	33,000 psi	33,000 psi
Max. payload ¹	5,360 lbs. (School Bus w/ V6 engine)	5,070 lbs.	8,920 lbs.	8,870 lbs.
	5,130 lbs.			
GVWR ² options	9,900-12,300 lbs. (School Bus) 12,300 lbs. (Shuttle Bus)	12,300 lbs.	14,200 lbs.	14,200 lbs.
Body width	79.2 in. (SRW) (School Bus only)	94.5 in. (DRW)	94.5 in. (DRW)	94.5 in. (DRW)
	94.5 in. (DRW)			
Cab to axle	80 in.	100 in.	100 in.	118 in.
Cab to end of frame	148.4 in.	168.4 in.	168.4 in.	186.4 in.

¹ These maximum payload ratings are intended for comparison purposes only. Before you buy a vehicle or use it to haul people or cargo, carefully review the Vehicle Loading section of the Owner's Manual and check the carrying capacity of your specific vehicle on the label on the inside of the driver's door jamb. ² Maximum Gross Vehicle Weight Rating (GVWR). When properly equipped; includes weight of vehicle, passengers, cargo and equipment.

SPECIALTY VEHICLES OVERVIEW

CLICK VEHICLE NAME BELOW TO SEE DIMENSIONS + CAPACITIES

CLICK VEHICLE NAME BELOW TO SEE DIMENSIONS + CAPACITIES



2024 Chevrolet Express Cutaway shown. Vehicle shown with upfits from an independent supplier and are not covered by the GM New Vehicle Limited Warranty. GM is not responsible for the safety and quality of independent supplier alterations.

2026 RV APPLICATIONS

View Full Details

	Chevrolet Express Cutaway Work Van			Chevrolet Express Cutaway 4500 Van
Mechanical/Capacities				
Wheelbase	139 in.	159 in.	177 in.	159 in.
Frame yield strength	33,000 psi	33,000 psi	33,000 psi	33,000 psi
Max. payload ¹	5,130 lbs.	5,070 lbs.	7,080 lbs.	8,920 lbs.
GVWR ² options	9,900 lbs.	9,900 lbs.	12,300 lbs.	14,200 lbs.
Exterior Dimensions				
Body width	94.5 in.	94.5 in.	94.5 in.	94.5 in.
Cab to axle	80 in.	100 in.	118 in.	100 in.
Cab to end of frame	148.4 in.	168.4 in.	186.4 in.	168.4 in.

1 These maximum payload ratings are intended for comparison purposes only. Before you buy a vehicle or use it to haul people or cargo, carefully review the Vehicle Loading section of the Owner's Manual and check the carrying capacity of your specific vehicle on the label on the inside of the driver's door jamb. 2 Maximum Gross Vehicle Weight Rating (GVWR). When properly equipped; includes weight of vehicle, passengers, cargo and equipment.

CLICK VEHICLE NAME BELOW TO SEE DIMENSIONS + CAPACITIES



2025 GMC Savana Cutaway shown. Vehicle shown with upfits from an independent supplier and are not covered by the GM New Vehicle Limited Warranty. GM is not responsible for the safety and quality of independent supplier alterations.

2026 AMBULANCE APPLICATIONS

View Full Details

	3500 HD Regular Cab Chassis Cab	Work Van (Cargo Van)	Work Van (Cutaway)	4500 Van (Cutaway)
Mechanical/ Capacities				
Frame yield strength	33,000 lbs.	33,000 lbs.	33,000 lbs.	33,000 lbs.
Max. payload ¹	6,482 lbs. (2WD) 6,152 lbs. (4WD)	4,060-4,090 lbs.	7,120-7,150 lbs.	8,920 lbs.
GVWR ² options	14,000 lbs.	9,600-9,900 lbs.	12,300 lbs.	14,200 lbs.
Exterior Dimensions				
Wheelbase	171 in.	155 in.	139 in./159 in.	159 in.
Body width	80.8 in.	79.2 in.	94.5 in.	94.5 in.
Cab to axle	84.5 in.	—	80 in./100 in.	100 in.
Cab to end of frame	—	—	148.4 in./168.4 in.	168.4 in.

¹ These maximum payload ratings are intended for comparison purposes only. Before you buy a vehicle or use it to haul people or cargo, carefully review the Vehicle Loading section of the Owner's Manual and check the carrying capacity of your specific vehicle on the label on the inside of the driver's door jamb. ² Maximum Gross Vehicle Weight Rating (GVWR). When properly equipped; includes weight of vehicle, passengers, cargo and equipment.

2026 CHEVROLET SILVERADO 1500 POLICE PURSUIT VEHICLE

AVAILABLE MODELS

Work Truck 4WD Crew Cab Short Bed 1WT

NOTE: Requires WT Convenience Package (PCV). Also requires either Z71 Off-Road Package (Z71) or Suspension Package (Z7X).

EXTERIOR COLORS



Black



Red Hot



Sterling Gray
Metallic



Summit
White

NOTE: Exterior colors vary by trim level. Multiple SEO colors also available. See Order Guide for details.

2026 Chevrolet Silverado 1500 PPV shown. Vehicle shown with upfits from an independent supplier and are not covered by the GM New Vehicle Limited Warranty. GM is not responsible for the safety and quality of independent supplier alterations.

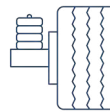
HIGHLIGHTS



STANDARD
BREMBO®
Front Brakes with
16-Inch Rotors



AVAILABLE
MULTI-FLEX
6-Function Tailgate



AVAILABLE
2-INCH
Factory-Installed
Suspension Lift

KEY STANDARD FEATURES

Features based on Work Truck model with 1WT equipment group and 9C1 package.

SAFETY + SECURITY

Chevy Safety Assist, includes Automatic Emergency Braking¹, Front Pedestrian Braking¹, Lane Keep Assist with Lane Departure Warning¹, Following Distance Indicator¹, Forward Collision Alert¹ and IntelliBeam¹ auto high beam control

Embedded OnStar[®] hardware, includes 8 years of OnStar Fleet Basics²

HD Rear Vision Camera¹

Tire Pressure Monitoring System (excludes spare tire) with Tire Fill Alert

PERFORMANCE

5.3L EcoTec3 V8 engine (355 hp/383 lb.-ft. of torque)

10-speed automatic transmission, electronically controlled with overdrive and Tow/Haul Mode

2-speed Autotrac[®] electric transfer case with push-button control

6-piston Brembo[®] front brakes with 16-inch rotors

220-amp alternator

730 cold-cranking amps battery

1,850-lbs. max. payload³

9,300-lbs. max. trailering capacity⁴

Auto-locking rear differential

High-capacity air filter

Hill Descent Control

Police performance calibrations

Police-rated Z71[®] Off-Road Suspension

Skid plates, underbody

StabiliTrak[®] Electronic Stability Control System with Proactive Roll Avoidance and Traction Control, includes electronic Trailer Sway Control and Hill Start Assist

Trailering Package⁴, includes trailer hitch, 7- and 4-pin connectors and Hitch Guidance¹

PRODUCTIVITY + DRIVE EXPERIENCE

20-inch Black-painted steel wheels with all-terrain tires

40/20/40 split-bench front seats

60/40 folding rear bench seats

120-volt power outlet (2)

Bluetooth[®] wireless technology⁵ for select phones

Cargo tie-downs (12 welded)

Certified speedometer

CornerStep rear bumper

Cruise control¹

Deep-tinted rear glass

Headlamp and taillamp flasher calibration

Heavy-duty vinyl floor covering

Matching full-size underbody spare tire with programmable Tire Pressure Monitor

Protected Idle

Recovery hooks⁶, 2 frame-mounted

Remote Keyless Entry⁷, includes 2 key fob transmitters

Remote locking tailgate with power lowering button on dash and fob

Surveillance mode interior and exterior lighting calibrations

In-Vehicle Wi-Fi[®] Hotspot⁸ capable

Wireless Apple CarPlay^{®9} and Android Auto^{TM10} compatibility

KEY AVAILABLE FEATURES

Optional features and packages vary by trim level. See Order Guide for details.

2-inch suspension lift (retains pursuit rating)

10-way power driver seat

Common fleet key fobs

Front and Rear Park Assist¹ with chrome bumpers

Front center seat delete and second-row vinyl seats

Inside rear doors and windows inoperative

Lane Change Alert with Side Blind Zone Alert¹

Multi-Flex Tailgate with six functional load/access features

OnStar Fleet Basics² delete

Rear Cross Traffic Braking¹

Rear Pedestrian Alert¹

Remote Keyless Entry⁷ Package, includes 4 additional key fob transmitters and hidden precut key for lock cylinders in fobs

Running boards

Spotlamps available in LED or halogen

Universal Vehicle Module for aftermarket equipment

Wiring for grille lamps, siren speakers and horn/siren circuit

1 Safety or driver assistance features are no substitute for the driver's responsibility to operate the vehicle in a safe manner. Read the vehicle Owner's Manual for important safety and driver assistance feature limitations and information. 2 Services subject to user terms and limitations. Certain services require working electrical system, cell reception and GPS signal. OnStar links to emergency services. See <https://www.gmenvolve.com/software/onstar> for details. 3 These maximum payload ratings are intended for comparison purposes only. Before you buy a vehicle or use it to haul people or cargo, carefully review the Vehicle Loading section of the Owner's Manual and check the carrying capacity of your specific vehicle on the label on the inside of the driver's door jamb. 4 Maximum trailering ratings are intended for comparison purposes only. Before you buy a vehicle or use it for trailering, carefully review the trailering section of the Owner's Manual. The trailering capacity of your specific vehicle may vary. The weight of passengers, cargo and options or accessories may reduce the amount you can trailer. 5 The Bluetooth[®] word mark and logos are owned by the Bluetooth SIG, Inc., and any use of such marks by General Motors is under license. Other trademarks and trade names are those of their respective owners. Go to chevrolet.com to find out which phones are compatible with the vehicle. Full Bluetooth feature functionality varies by device, model and software version. 6 To avoid the risk of injury, never use recovery hooks to tow a vehicle. For more information, see the Recovery Hooks section of your Owner's Manual. 7 Lock/unlock feature requires automatic locks. Remote start requires GM factory-installed and enabled remote start system. See onstar.com for details and limitations. 8 Service varies with conditions and location. Requires active service plan. See onstar.com for details and limitations. Vehicle must be on or in the accessory position for Wi-Fi to function. 9 Vehicle user interface is a product of Apple[®] and its terms and privacy statements apply. Requires compatible iPhone[®] and data plan rates apply. Apple CarPlay[®], Siri[®], iPhone[®] and Apple Music[®] are trademarks of Apple, Inc., registered in the U.S. and other countries. 10 Vehicle user interface is a product of Google, and its terms and privacy statements apply. Requires the Android Auto app on Google Play and a compatible Android[™] smartphone. Data plan rates apply. You can check which smartphones are compatible at g.co/androidauto/requirements. Android and Android Auto are trademarks of Google LLC Wireless use of Android Auto requires a compatible Android 11.0+ phone and compatible active data plan. Check g.co/androidauto/requirements for compatibility.















envolve

2026 CHEVROLET TAHOE POLICE PURSUIT VEHICLE

AVAILABLE MODELS

Tahoe Police Package 2WD or 4WD	1FL
---------------------------------	-----

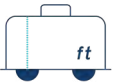
EXTERIOR COLORS

 Black	 Dark Ash Metallic	 Dark Blue Metallic ¹	 Lakeshore Blue Metallic	 MSP Blue ¹	 Radiant Red Tintcoat ²
 Silver Ice Metallic ¹	 Sterling Gray Metallic	 Summit White	 Victory Red ¹	 Wheatland Yellow ¹	 Woodland Green ¹

NOTE: Exterior colors vary by trim level. See Order Guide for details.

2025 Chevrolet Tahoe PPV shown. Vehicle shown with upfits from an independent supplier and are not covered by the GM New Vehicle Limited Warranty. GM is not responsible for the safety and quality of independent supplier alterations.

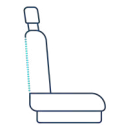
HIGHLIGHTS



UP TO
125.9 CU. FT.
Max. Cargo Space³



STANDARD
**5.3L EcoTec3
V8 ENGINE**



STANDARD
8-WAY
Police-Specific
Power Driver Seat

KEY STANDARD FEATURES

Features based on Tahoe Commercial model with 1FL equipment group and 9C1 Package.

SAFETY + SECURITY

- Embedded OnStar[®] hardware, includes 8 years of OnStar Fleet Basics⁴
- HD Surround Vision⁵
- Hitch Guidance⁵
- Rear Park Assist⁵
- Rear Pedestrian Alert⁵

PERFORMANCE

- 5.3L EcoTec3 V8 engine (355 hp/383 lb.-ft. of torque)
- 10-speed automatic transmission with dash-mounted gear selector
- 20-inch Firestone Firehawk Pursuit tires
- 900 cold-cranking amps primary battery with 95-amp hour rating
- 760 cold-cranking amps auxiliary battery with 70-amp hour rating
- 1,780-lbs. max. payload⁶
- 6,000-lbs. max. trailering capacity⁷
- Active Hill Hold Assist

- Column-mounted electronic shifter
- Heavy-duty, police-rated brake system with front Brembo[®] calipers on 16-inch rotors
- Heavy-duty, police-rated suspension
- High-output 250-amp alternator and 100-amp rear power supply
- Single-speed Autotrac[®] electronic transfer case (4WD only)
- Skid plate, front

PRODUCTIVITY + DRIVE EXPERIENCE

- In-Vehicle Wi-Fi[®] Hotspot⁸ capable
- 8-way police-specific power driver seat
- 11-inch diagonal multicolor Driver Information Display
- 17.7-inch diagonal advanced color LCD display
- 40/20/40 three-passenger split-folding front bench seat
- 120-volt power outlets (2)
- Black rubberized-vinyl floor covering
- Bluetooth[®] wireless technology⁹ for select phones
- Class IV trailering receiver with 7-wire harness connector
- Column-mounted electronic shifter

- Engine idle hour meter
- Flashing headlamp/taillamp calibration
- Keyless Start
- LED taillamps
- Matching full-size underbody spare tire with programmable Tire Pressure Monitor
- Protected Idle
- Rear air conditioning, driver-controlled
- Remote Keyless Entry Package, includes 4 additional transmitters (programming of remotes is at customer's expense and is not a warranty expense)
- Steering wheel switches for emergency equipment
- Surveillance Mode interior and exterior lighting calibrations
- Third-row seat delete
- Universal Vehicle Module
- USB ports¹⁰ (2), Type-A and Type-C, located on front console
- Wireless Apple CarPlay[®]¹¹ and Android Auto[™]¹² capable
- Wiring for Daytime Running Lamps override

KEY AVAILABLE FEATURES

Optional features and packages vary by trim level. See Order Guide for details.

- 1FL Safety Package, includes Forward Collision Alert⁵, Lane Keep Assist with Lane Departure Warning⁵, Blind Zone Steering Assist⁵, Automatic Emergency Braking⁵, Rear Cross Traffic Braking⁵, Front Pedestrian and Bicyclist Braking⁵, Intersection Automatic Emergency Braking⁵, Side Bicyclist Alert⁵, Rear Camera Mirror⁵ and IntelliBeam⁵ auto high beam control
- Auxiliary LED dome lamp with red and white settings, headliner-mounted
- Color-keyed carpeting with removable floor mats
- Common fleet keys and fob programming
- Front center seat delete
- Inside rear doors and windows inoperative
- LED liftgate warning lamps, red and blue
- Rear Camera Mirror⁵ with washer
- Recovery hooks¹³
- Remote Start
- Whelen ION[™] light heads (4) mounted in front grille and integrated Outer Edge[®] Rear Pillar with ION[™] light heads (6), available in multiple red/blue/white color options

1 SEO paint color; additional charge. 2 Premium paint; additional charge. 3 Behind front row. Cargo and load capacity limited by weight and distribution. 4 Services subject to user terms and limitations. Certain services require working electrical system, cell reception and GPS signal. OnStar links to emergency services. See <https://www.gmenvolve.com/software/onstar> for details. 5 Safety or driver assistance features are no substitute for the driver's responsibility to operate the vehicle in a safe manner. Read the vehicle Owner's Manual for important safety and driver assistance feature limitations and information. 6 These maximum payload ratings are intended for comparison purposes only. Before you buy a vehicle or use it to haul people or cargo, carefully review the Vehicle Loading section of the Owner's Manual and check the carrying capacity of your specific vehicle on the label on the inside of the driver's door jamb. 7 Maximum trailering ratings are intended for comparison purposes only. Before you buy a vehicle or use it for trailering, carefully review the Trailering section of the Owner's Manual. The trailering capacity of your specific vehicle may vary. The weight of passengers, cargo and options or accessories may reduce the amount you can trailer. 8 Service varies with conditions and location. Requires active service plan. See onstar.com for details and limitations. Vehicle must be on or in the accessory position for Wi-Fi to function. 9 The Bluetooth[®] word mark and logos are owned by the Bluetooth SIG, Inc., and any use of such marks by General Motors is under license. Other trademarks and trade names are those of their respective owners. Go to chevrolet.com to find out which phones are compatible with the vehicle. Full Bluetooth feature functionality varies by device, model and software version. 10 Not compatible with all devices. 11 Vehicle user interface is a product of Apple[®] and its terms and privacy statements apply. Requires compatible iPhone[®] and data plan rates apply. Apple CarPlay[®], Siri[®], iPhone[®] and Apple Music[®] are trademarks of Apple, Inc., registered in the U.S. and other countries. 12 Vehicle user interface is a product of Google, and its terms and privacy statements apply. Requires the Android Auto app on Google Play and a compatible Android[™] smartphone. Data plan rates apply. You can check which smartphones are compatible at g.co/androidauto/requirements. Android and Android Auto are trademarks of Google LLC. Wireless use of Android Auto requires a compatible Android 11.0+ phone and compatible active data plan. Check g.co/androidauto/requirements for compatibility. 13 To avoid the risk of injury, never use recovery hooks to tow a vehicle. For more information, see the Recovery Hooks section of your Owner's Manual.












envolve

2026 CHEVROLET BLAZER EV POLICE PURSUIT VEHICLE

AVAILABLE MODELS

Blazer EV Police Pursuit Vehicle	2FL (9C1/9C3)
----------------------------------	---------------

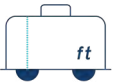
EXTERIOR COLORS

 Black	 Dark Blue Metallic (SEO)	 Galaxy Gray Metallic	 MSP Goose Blue (SEO)	 Radiant Red Tintcoat¹
 Riptide Blue Metallic	 Silver Ice Metallic (SEO)	 Sterling Gray Metallic	 Summit White	 Victory Red (SEO)

NOTE: Exterior colors vary by trim level. See Order Guide for details.

Preproduction 2026 Chevrolet Blazer EV PPV shown. Actual production model will vary. Vehicle shown with upfits from an independent supplier and are not covered by the GM New Vehicle Limited Warranty. GM is not responsible for the safety and quality of independent supplier alterations.

HIGHLIGHTS



UP TO
25.5 CU. FT.
Max. Cargo Space²
Behind Second Row



UP TO
130 MPH
Projected Top Speed
Without Aftermarket
Equipment



EPA-ESTIMATED
TBD MILES
Of Range³

KEY STANDARD FEATURES

Features based on Blazer EV PPV model with 2FL equipment group and 9C1 Package.

SAFETY + SECURITY

- Embedded OnStar® hardware, includes 8 years of OnStar Fleet Basics⁴
- HD Rear Vision Camera⁵
- Rear Camera Mirror⁵ with washer
- Rear Park Assist⁵
- Safety Alert Seat⁵
- Tire Pressure Monitoring System with Tire Fill Alert

PERFORMANCE

- 20-amp relay (2) in front console area
- 30-amp and 40-amp relay in cargo area
- 50-amp front-row/100-amp cargo-area battery feed and grounds
- 1,000-lbs. max. trailering capacity⁶
- Brembo® front brakes with 15.3-inch rotors
- Dedicated 400-volt to 12-volt Power Module Reducer to support emergency equipment
- Dedicated electrical center with harnesses in the front row (30 circuits) and rear cargo area (56 circuits) for aftermarket equipment

- 19-kW Level 2 (AC) charging capability⁷
- DC fast charging for public charging rates up to 190 kW⁸
- Dual Level Charge Cord, 120- and 240-volt capability⁹
- Engineered for 100 amps of continuous emergency equipment loads
- Heavy-duty police-rated suspension
- Police performance calibrations
- Steel underbody skid plates

PRODUCTIVITY + DRIVE EXPERIENCE

- In-Vehicle Wi-Fi® Hotspot¹⁰ capable
- 8-way power driver seat and 6-way power front passenger seat
- 11-inch diagonal Driver Information Center
- 17.7-inch diagonal advanced color LCD display with Google built-in¹¹ compatibility
- 20-inch steel wheels with bolted-on Black center caps
- 60/40 split, fold-flat rear seat
- Cargo tie-downs (2)
- Cruise control¹⁵, electronic with set and resume speed
- Daytime Running Lamps

- Driver Exit Auto Park (DEAP)
- Firestone Firehawk Pursuit all-season tires
- Front console delete
- Heavy-duty, rubberized-vinyl floor covering
- Keyless Open, includes extended-range Remote Keyless Entry¹²
- Police-specific cloth front seats and second-row vinyl seating
- Automatic Protected Idle (20-50 hours with emergency equipment on full charge)
- Rainsense™ front wipers
- Removable false cargo area floor
- Steering wheel switches (2) for emergency equipment
- Surveillance mode interior and exterior lighting calibrations
- Tilt/telescoping steering column
- Tire inflator kit
- Universal Vehicle Module for integrating aftermarket equipment

KEY AVAILABLE FEATURES

Optional features and packages vary by trim level. See Order Guide for details.

- Auxiliary LED dome lamp with red and white settings, headliner-mounted

- Auxiliary speaker wiring for upfitter connection to front door and windshield speakers
- Common fleet keys
- Daytime Running Lamps delete
- Deep-tinted rear-window and rear-quarter glass
- Detective Police Package (9C3), includes retail floor console with armrest, color-keyed carpeting in occupant area and black cloth front- and second-row seating
- Inside rear doors and windows inoperative
- LED liftgate warning lamps, red and blue
- LED spotlight, driver-side
- Non-tinted, solar-absorbing rear fixed glass
- Remote Keyless Entry¹² Package, includes 4 additional key fob transmitters¹³
- Street Appearance option, includes 22-inch aluminum wheels, self-sealing tires and a city brake package
- Whelen ION™ light heads (2) mounted on each exterior corner, available in multiple red/blue/white color options
- Wiring for siren speakers and department radio speaker communications

1 Premium paint; additional charge. 2 Cargo and load capacity limited by weight and distribution. 3 On a full charge. Actual range may vary based on several factors, including ambient temperature, terrain, battery age and condition, loading, and how you use and maintain your vehicle. 4 Services subject to user terms and limitations. Certain services require working electrical system, cell reception and GPS signal. OnStar links to emergency services. See <https://www.gmenvolve.com/software/onstar> for details. 5 Safety or driver assistance features are no substitute for the driver's responsibility to operate the vehicle in a safe manner. Read the vehicle Owner's Manual for important safety and driver assistance feature limitations and information. 6 Maximum trailering ratings are intended for comparison purposes only. Before you buy a vehicle or use it for trailering, carefully review the Trailering section of the Owner's Manual. The trailering capacity of your specific vehicle may vary. The weight of passengers, cargo and options or accessories may reduce the amount you can trailer. 7 Requires professionally installed dedicated charge station, sold separately. 8 Requires public DC Fast Charger. Actual charge times will vary based on battery starting state of charge, battery condition, output of charger, vehicle settings and outside temperature. See the vehicle Owner's Manual for additional limitations. 9 May require a new outlet, sold separately, and professional installation. Actual charge times will vary based on battery condition, output of charger, vehicle settings and battery temperature. See the Owner's Manuals for your vehicle and charger for additional details and limitations. 10 Service varies with conditions and location. Requires active service plan. See onstar.com for details and limitations. Vehicle must be on or in the accessory position for Wi-Fi to function. 11 Google built-in services are subject to limitations and availability may vary by vehicle, infotainment system, and location. Select service plan required. Certain Google actions and functionality may require account linking. User terms and privacy statements apply. Google, Android Auto, Google Play and Google Maps are trademarks of Google LLC. 12 Lock/unlock feature requires automatic locks. Remote start requires GM factory-installed and enabled remote start system. See onstar.com for details and limitations. 13 Programming of four additional remotes is at customer's expense. Programming remotes is not a warranty expense.



envolve

2026

CHEVROLET
SILVERADO 1500
SPECIAL SERVICE VEHICLE

AVAILABLE
MODELS

Work Truck 4WD (Crew Cab only)	1WT
NOTE: Requires WT Convenience Package (PCV).	

EXTERIOR
COLORS

 Black	 Red Hot	 Sterling Gray Metallic	 Summit White
---	---	--	--

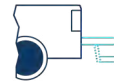
NOTE: Exterior colors vary by trim level. Multiple SEO colors also available. See Order Guide for details.

2025 Chevrolet Silverado 1500 SSV shown. Vehicle shown with upfits from an independent supplier and are not covered by the GM New Vehicle Limited Warranty. GM is not responsible for the safety and quality of independent supplier alterations.

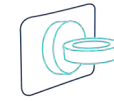
HIGHLIGHTS



STANDARD
5.3L V8
EcoTec3 Engine



AVAILABLE
MULTI-FLEX
6-Function Tailgate



STANDARD
12 TIE-DOWNS
Welded Cargo Tie-Downs

KEY STANDARD FEATURES

Features based on Work Truck model with 1WT equipment group and 5W4 package.

SAFETY + SECURITY

Chevy Safety Assist, includes Automatic Emergency Braking¹, Front Pedestrian Braking¹, Lane Keep Assist with Lane Departure Warning¹, Following Distance Indicator¹, Forward Collision Alert¹ and IntelliBeam¹ auto high beam control

Embedded OnStar[®] hardware, includes 8 years of OnStar Fleet Basics²

HD Rear Vision Camera¹

Tire Pressure Monitoring System (excludes spare tire) with Tire Fill Alert

PERFORMANCE

5.3L EcoTec3 V8 engine (355 hp/383 lb.-ft. of torque)

4-wheel antilock disc brakes with Duralife[™] brake rotors

10-speed automatic transmission, electronically controlled with overdrive and Tow/Haul Mode

220-amp alternator

730 cold-cranking amps battery

Auto-locking rear differential

Brake Pad Life Monitor

High-capacity air filter

Max. payload³: 1,990 lbs. (Short Bed)/1,930 lbs. (Standard Bed)

Max. trailering capacity⁴: 9,300 lbs. (Short Bed)/9,200 lbs. (Standard Bed)

StabiliTrak[®] Electronic Stability Control System with Proactive Roll Avoidance and Traction Control, includes electronic Trailer Sway Control and Hill Start Assist

PRODUCTIVITY + DRIVE EXPERIENCE

17-inch steel wheels with all-season tires

40/20/40 split-bench front seat

60/40 folding rear bench seat

120-volt power outlet (2)

Bluetooth[®] wireless technology⁵ for select phones

Cargo tie-downs (12 welded)

CornerStep rear bumper

Cruise control¹

Deep-tinted rear glass

EZ-Lift Power Lock and Release Tailgate

Headlamp and taillamp flasher calibration

Heavy-duty vinyl floor covering

Power windows and door locks

Protected Idle

Recovery hooks⁶, 2 frame-mounted

Remote Keyless Entry⁷, includes 2 key fob transmitters

Short (5' 8") or Standard (6' 6") cargo bed

Surveillance mode interior and exterior lighting calibrations

Trailering Package⁴, includes trailer hitch, 7- and 4-pin connectors and Hitch Guidance¹

In-Vehicle Wi-Fi[®] Hotspot⁸ capable

Wireless Apple CarPlay^{®9} and Android Auto^{™10} compatibility

KEY AVAILABLE FEATURES

Optional features and packages vary by trim level. See Order Guide for details.

10-way power driver seat

17-inch aluminum or Black-painted steel wheels

Adaptive Cruise Control¹

Chevytec spray-on bedliner¹¹

Front and Rear Park Assist¹ with chrome bumpers

Front center seat delete

Goodyear Wrangler Territory[®] MT tires

Inside rear doors and windows inoperative

Lane Change Alert with Side Blind Zone Alert¹

Multi-Flex Tailgate with six functional load/access features

Rear Cross Traffic Braking¹

Rear Pedestrian Alert¹

Remote Keyless Entry⁷ Package, includes 4 additional key fob transmitters¹²

Running boards

Spotlights available in LED or halogen

Universal Vehicle Module for integrating aftermarket equipment

Wiring for grille lamps, siren speakers and horn/siren circuit

1 Safety or driver assistance features are no substitute for the driver's responsibility to operate the vehicle in a safe manner. Read the vehicle Owner's Manual for important safety and driver assistance feature limitations and information. 2 Services subject to user terms and limitations. Certain services require working electrical system, cell reception and GPS signal. OnStar links to emergency services. See <https://www.gmenvolve.com/software/onstar> for details. 3 These maximum payload ratings are intended for comparison purposes only. Before you buy a vehicle or use it to haul people or cargo, carefully review the Vehicle Loading section of the Owner's Manual and check the carrying capacity of your specific vehicle on the label on the inside of the driver's door jamb. 4 Maximum trailering ratings are intended for comparison purposes only. Before you buy a vehicle or use it for trailering, carefully review the trailering section of the Owner's Manual. The trailering capacity of your specific vehicle may vary. The weight of passengers, cargo and options or accessories may reduce the amount you can trailer. 5 The Bluetooth[®] word mark and logos are owned by the Bluetooth SIG, Inc., and any use of such marks by General Motors is under license. Other trademarks and trade names are those of their respective owners. Go to chevrolet.com to find out which phones are compatible with the vehicle. Full Bluetooth feature functionality varies by device, model and software version. 6 To avoid the risk of injury, never use recovery hooks to tow a vehicle. For more information, see the Recovery Hooks section of your Owner's Manual. 7 Lock/unlock feature requires automatic locks. Remote start requires GM factory-installed and enabled remote start system. See onstar.com for details and limitations. 8 Service varies with conditions and location. Requires active service plan. See onstar.com for details and limitations. Vehicle must be on or in the accessory position for Wi-Fi to function. 9 Vehicle user interface is a product of Apple[®] and its terms and privacy statements apply. Requires compatible iPhone[®] and data plan rates apply. Apple CarPlay[®], Siri[®], iPhone[®] and Apple Music[®] are trademarks of Apple, Inc., registered in the U.S. and other countries. 10 Vehicle user interface is a product of Google, and its terms and privacy statements apply. Requires the Android Auto app on Google Play and a compatible Android[™] smartphone. Data plan rates apply. You can check which smartphones are compatible at g.co/androidauto/requirements. Android and Android Auto are trademarks of Google LLC. Wireless use of Android Auto requires a compatible Android 11.0+ phone and compatible active data plan. Check g.co/androidauto/requirements for compatibility. 11 Does not include spray-on liner on tailgate due to Black composite inner panel. 12 Programming of four additional remotes is at customer's expense. Programming remotes is not a warranty expense. Wi-Fi to function.


2026 CHEVROLET TAHOE SPECIAL SERVICE VEHICLE

AVAILABLE MODELS

Tahoe Special Service 4WD

1FL

EXTERIOR COLORS



Black



Dark Ash
Metallic



Dark Blue
Metallic¹



Lakeshore
Blue Metallic



MSP Blue¹



Radiant Red
Tintcoat²



Silver Ice
Metallic¹



Sterling Gray
Metallic



Summit
White



Victory Red¹



Wheatland
Yellow¹



Woodland
Green¹

NOTE: Exterior colors vary by trim level. See Order Guide for details.

2026 Chevrolet Tahoe SSV shown. Vehicle shown with upfits from an independent supplier and are not covered by the GM New Vehicle Limited Warranty. GM is not responsible for the safety and quality of independent supplier alterations.

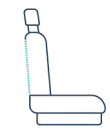
HIGHLIGHTS



UP TO
125.9 CU. FT.
Max. Cargo Space³



STANDARD
**5.3L EcoTec3
V8 ENGINE**



STANDARD
8-WAY
Power Driver Seat

KEY STANDARD FEATURES

Features based on Tahoe Commercial model with 1FL equipment group and 5W4 Package.

SAFETY + SECURITY

1FL Safety Package, includes Forward Collision Alert⁴, Lane Keep Assist with Lane Departure Warning⁴, Blind Zone Steering Assist⁴, Automatic Emergency Braking⁴, Rear Cross Traffic Braking⁴, Front Pedestrian and Bicyclist Braking⁴, Intersection Automatic Emergency Braking⁴, Side Bicyclist Alert⁴, Rear Camera Mirror⁴ and IntelliBeam⁴ auto high beam control

Embedded OnStar[®] hardware, includes 8 years of OnStar Fleet Basics⁵

HD Surround Vision⁴ (17.7-inch diagonal display)

Hitch Guidance⁴

Rear Park Assist⁴

Rear Pedestrian Alert⁴

PERFORMANCE

5.3L EcoTec3 V8 engine (355 hp/383 lb.-ft. of torque)

4-wheel antilock disc brakes with Duralife[™] brake rotors

10-speed automatic transmission with dash-mounted gear selector

900 cold-cranking amps primary battery with 95-amp hour rating

760 cold-cranking amps auxiliary battery with 70-amp hour rating

1,745-lbs. max. payload⁶

7,700-lbs. max. trailering capacity⁷

Active Hill Hold Assist

Certified speedometer

Heavy-duty air filter

High-output 250-amp alternator and 100-amp rear power supply

Premium Smooth Ride Suspension

Single-speed Autotrac[®] electronic transfer case, does not include Neutral (cannot be dinghy towed)

Skid plate, front

StabiliTrak[®] Electronic Stability Control System with Traction Control and Brake Assist

PRODUCTIVITY + DRIVE EXPERIENCE

In-Vehicle Wi-Fi[®] Hotspot⁸ capable

8-way power driver and 6-way power front passenger seat

11-inch diagonal multicolor Driver Information Center

18-inch Bright Silver-painted aluminum wheels with all-season, blackwall tires

40/20/40 three-passenger split-folding front bench seat

60/40 split-folding second-row bench seat, manual

120-volt power outlets (2)

Black rubberized-vinyl floor covering

Bluetooth[®] wireless technology⁹ for select phones

Class IV trailering receiver with 7-wire harness connector

Engine idle hour meter

Flashing headlamp/taillamp calibration

Keyless Start, push button

LED taillamps

Protected Idle

Remote Keyless Entry Package, includes 4 additional transmitters (programming of remotes is at customer's expense and is not a warranty expense)

Remote Start

Steering wheel switches for emergency equipment

Surveillance Mode interior lighting calibration

Third-row seat delete

Universal Vehicle Module

USB ports¹⁰ (2), Type-A and Type-C, located on front console

Wireless Apple CarPlay^{®11} and Android Auto^{™12} capable

KEY AVAILABLE FEATURES

Optional features and packages vary by trim level. See Order Guide for details.

20-inch all-terrain tires with aluminum wheels

Auxiliary LED dome lamp with red and white settings, headliner-mounted

Common fleet keys and fob programming

Front center seat (20% seat) delete

Inside rear doors and windows inoperative

Keyless remote panic button and exterior lights/horn disable calibration

LED liftgate warning lamps, red and blue

Non-tinted rear door and cargo glass

Recovery hooks¹³

Whelen ION[™] light heads (4) mounted in front grille and integrated Outer Edge[®] Rear Pillar with ION[™] light heads (6), available in multiple red/blue/white color options

Wiring for Daytime Running Lamps override, grille lamps, siren speakers and horn/siren circuit

1 SEO paint color; additional charge. 2 Premium paint; additional charge. 3 Behind front row. Cargo and load capacity limited by weight and distribution. 4 Safety or driver assistance features are no substitute for the driver's responsibility to operate the vehicle in a safe manner. Read the vehicle Owner's Manual for important safety and driver assistance feature limitations and information. 5 Services subject to user terms and limitations. Certain services require working electrical system, cell reception and GPS signal. OnStar links to emergency services. See <https://www.gmenvolve.com/software/onstar> for details. 6 These maximum payload ratings are intended for comparison purposes only. Before you buy a vehicle or use it to haul people or cargo, carefully review the Vehicle Loading section of the Owner's Manual and check the carrying capacity of your specific vehicle on the label on the inside of the driver's door jamb. 7 Maximum trailering ratings are intended for comparison purposes only. Before you buy a vehicle or use it for trailering, carefully review the Trailering section of the Owner's Manual. The trailering capacity of your specific vehicle may vary. The weight of passengers, cargo and options or accessories may reduce the amount you can trailer. 8 Service varies with conditions and location. Requires active service plan. See onstar.com for details and limitations. Vehicle must be on or in the accessory position for Wi-Fi to function. 9 The Bluetooth[®] word mark and logos are owned by the Bluetooth SIG, Inc., and any use of such marks by General Motors is under license. Other trademarks and trade names are those of their respective owners. Go to chevrolet.com to find out which phones are compatible with the vehicle. Full Bluetooth feature functionality varies by device, model and software version. 10 Not compatible with all devices. 11 Vehicle user interface is a product of Apple[®] and its terms and privacy statements apply. Requires compatible iPhone[®] and data plan rates apply. Apple CarPlay[®], Siri[®], iPhone[®] and Apple Music[®] are trademarks of Apple, Inc., registered in the U.S. and other countries. 12 Vehicle user interface is a product of Google, and its terms and privacy statements apply. Requires the Android Auto app on Google Play and a compatible Android[™] smartphone. Data plan rates apply. You can check which smartphones are compatible at g.co/androidauto/requirements. Android and Android Auto are trademarks of Google LLC. Wireless use of Android Auto requires a compatible Android 11.0+ phone and compatible active data plan. Check g.co/androidauto/requirements for compatibility. 13 To avoid the risk of injury, never use recovery hooks to tow a vehicle. For more information, see the Recovery Hooks section of your Owner's Manual.




envolve

2026 SCHOOL BUS/SHUTTLE BUS APPLICATIONS


AVAILABLE MODELS

Chevrolet Express Cutaway/GMC Savana Cutaway	
Work Van RWD – 139-inch wheelbase	1WT
Work Van RWD – 159-inch wheelbase	1WT
4500 Van RWD – 159-inch wheelbase	2WT
4500 Van RWD – 177-inch wheelbase	2WT


EXTERIOR COLORS




Black/
Onyx Black




Red Hot/
Cardinal Red



Silver Ice Metallic/
Quicksilver
Metallic¹



Summit White



Wheatland Yellow
(SEO)

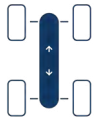
NOTE: Exterior colors vary by trim level. Multiple SEO colors available. See Order Guide for details.

2024 GMC Savana Cutaway shown. Vehicle shown with upfits from an independent supplier and are not covered by the GM New Vehicle Limited Warranty. GM is not responsible for the safety and quality of independent supplier alterations.

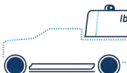
HIGHLIGHTS



UP TO
14,200 LBS.
Max. Available GVWR²



CHOICE
Three Wheelbase Options



UP TO
8,920 LBS.
Max. Available Payload³

KEY STANDARD FEATURES

SCHOOL BUS APPLICATION

Features based on Chevrolet Express Cutaway/GMC Savana Cutaway with B3D package.

SAFETY + SECURITY

Rear Vision Camera⁴ (in-mirror, camera and cable shipped loose)

PERFORMANCE

4.3L V6 gas engine (276 hp/298 lb.-ft. of torque) with 8-speed automatic transmission

4-wheel antilock disc brakes

220-amp alternator

Brake warning indicator

Dual batteries: 770 cold-cranking amps primary and isolated heavy-duty 770 cold-cranking amps

Hill Start Assist

StabiliTrak[®] Electronic Stability Control System

PRODUCTIVITY + DRIVE EXPERIENCE

32-gallon side-mount fuel tank (approx.)

120-volt power outlet

Auxiliary rear heat provisions

Daytime Running Lamps

Driver Information Center

Driver-only high-back bucket seating

Dual-note horn

Outside mirror delete

Single-zone manual air conditioning

Stop/turn signal circuits (allow the stop and turn signals to be operated separately)

Wiring junction block accessory with two 30-amp circuits

KEY AVAILABLE FEATURES

Optional features and packages vary by trim level. See Order Guide for details.

6.6L gas V8 engine (401 hp/464 lb.-ft. of torque) with 8-speed heavy-duty automatic transmission

Dual rear wheels

Locking rear differential

SHUTTLE BUS APPLICATION

Features based on Chevrolet Express Cutaway/GMC Savana Cutaway with ANC package.

SAFETY + SECURITY

Rear Vision Camera⁴ (in-mirror, camera and cable shipped loose)

PERFORMANCE

6.6L gas V8 engine (401 hp/464 lb.-ft. of torque) with 8-speed heavy-duty automatic transmission

4-wheel antilock disc brakes

220-amp alternator

Dual batteries: 770 cold-cranking amps primary and isolated heavy-duty 770 cold-cranking amps

Hill Start Assist

StabiliTrak[®] Electronic Stability Control System

PRODUCTIVITY + DRIVE EXPERIENCE

32-gallon side-mount fuel tank (approx.)

120-volt power outlet

Auxiliary rear heat provisions

Chrome Appearance Package

Cruise control⁵

Daytime Running Lamps

Driver Information Center

Driver-only high-back bucket seating

Dual rear wheels

Single-zone manual air conditioning

Soft-mount donut and bolt

Stop/turn signal circuits (allow the stop and turn signals to be operated separately)

Tilt-Wheel steering column

Wiring junction block accessory with two 30-amp circuits

KEY AVAILABLE FEATURES

Optional features and packages vary by trim level. See Order Guide for details.

57-gallon fuel tank (approx.), includes the auxiliary feed fuel fitting and in-tank return line

Locking rear differential

Remote Keyless Entry

Remote Start

1 Premium paint; additional cost. 2 Maximum Gross Vehicle Weight Rating (GVWR). When properly equipped; includes weight of vehicle, passengers, cargo and equipment. 3 These maximum payload ratings are intended for comparison purposes only. Before you buy a vehicle or use it to haul people or cargo, carefully review the Vehicle Loading section of the Owner's Manual and check the carrying capacity of your specific vehicle on the label on the inside of the driver's door jamb. 4 Safety or driver assistance features are no substitute for the driver's responsibility to operate the vehicle in a safe manner. Read the Alpine Owner's Manual included with the Rear Vision Camera system for important feature limitations and information. 5 Safety or driver assistance features are no substitute for the driver's responsibility to operate the vehicle in a safe manner. Read the vehicle Owner's Manual for important feature limitations and information.








envolve

2026 RV APPLICATIONS

AVAILABLE MODELS

Chevrolet Express Cutaway

Work Van RWD – 139-inch wheelbase	1WT
Work Van RWD – 159-inch wheelbase	1WT
Work Van RWD – 177-inch wheelbase	1WT
4500 Van RWD – 159-inch wheelbase	2WT

EXTERIOR COLORS



Black



Red Hot



Silver Ice Metallic



Summit White

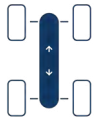
NOTE: Exterior colors vary by trim level. Multiple SEO colors available. See Order Guide for details.

2024 Chevrolet Express Cutaway shown. Vehicle shown with upfits from an independent supplier and are not covered by the GM New Vehicle Limited Warranty. GM is not responsible for the safety and quality of independent supplier alterations.

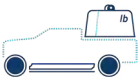
HIGHLIGHTS



UP TO
14,200 LBS.
Max. Available GVWR¹



CHOICE
Three Wheelbase Options



UP TO
8,920 LBS.
Max. Available Payload²



KEY STANDARD FEATURES

Features based on Chevrolet Express Cutaway with YF1 package.

SAFETY + SECURITY

Rear Vision Camera³ (in-mirror, camera and cable shipped loose)

PERFORMANCE

6.6L gas V8 engine (401 hp/464 lb.-ft. of torque) with 8-speed heavy-duty automatic transmission

4-wheel antilock disc brakes

220-amp alternator

Accessory equipment wiring junction block

Dual batteries: 770 cold-cranking amps primary and isolated heavy-duty 770 cold-cranking amps

Hill Start Assist

StabiliTrak[®] Electronic Stability Control System

PRODUCTIVITY + DRIVE EXPERIENCE

32-gallon side-mount fuel tank (approx.) (139-inch wheelbase)

57-gallon fuel tank (approx.), includes the auxiliary feed fuel fitting and in-tank return line (159- and 177-inch wheelbase)

120-volt power outlet

Chrome Appearance Package

Cruise control⁴

Daytime Running Lamps

Driver Information Center

Dual rear wheels with brass tire valve stems

Power door locks

Power windows

Single-zone manual air conditioning

Tilt-Wheel steering column

Vinyl high-back front bucket seats

KEY AVAILABLE FEATURES

Optional features vary by trim level and may require the purchase of a package. See Order Guide for details.

Extended outside mirrors

Locking rear differential

Remote Keyless Entry

Remote Start

1 Maximum Gross Vehicle Weight Rating (GVWR). When properly equipped; includes weight of vehicle, passengers, cargo and equipment. 2 These maximum payload ratings are intended for comparison purposes only. Before you buy a vehicle or use it to haul people or cargo, carefully review the Vehicle Loading section of the Owner's Manual and check the carrying capacity of your specific vehicle on the label on the inside of the driver's door jamb. 3 Safety or driver assistance features are no substitute for the driver's responsibility to operate the vehicle in a safe manner. Read the Alpine Owner's Manual included with the Rear Vision Camera system for important feature limitations and information. 4 Safety or driver assistance features are no substitute for the driver's responsibility to operate the vehicle in a safe manner. Read the vehicle Owner's Manual for important feature limitations and information.


2026 AMBULANCE APPLICATIONS


AVAILABLE MODELS


Chevrolet Silverado 3500 HD/GMC Sierra 3500 Heavy Duty Chassis Cab		
Regular Cab Chassis Cab		1WT/1LT/1SA/3SA
Chevrolet Express Cargo Van/GMC Savana Cargo Van		
Work Van RWD – Extended		1WT
Chevrolet Express Cutaway/GMC Savana Cutaway		
Work Van RWD – 139-inch wheelbase		1WT
Work Van RWD – 159-inch wheelbase		1WT
4500 Van RWD – 159-inch wheelbase		2WT


EXTERIOR COLORS


CHASSIS CAB


 Black/
Onyx Black¹


 Coastal Dune¹
(GMC only)


 Cypress Gray¹
(Chevy only)

 Lakeshore
Blue Metallic/
Downpour
Metallic¹


 Red Hot/
Cardinal Red¹


 Sterling Gray
Metallic/
Sterling
Metallic¹


 Summit White

 Titanium Rush
Metallic¹
(GMC only)

VAN

 Black/
Onyx Black

 Red Hot/
Cardinal Red

 Silver Ice
Metallic/
Quicksilver
Metallic¹

 Summit White

2025 GMC Savana Cutaway shown. Vehicle shown with upfits from an independent supplier and are not covered by the GM New Vehicle Limited Warranty. GM is not responsible for the safety and quality of independent supplier alterations.

NOTE: Exterior colors vary by trim level. See Order Guide for details.

HIGHLIGHTS



AVAILABLE
BODY-ON-FRAME
Solid Foundation
for Upfits²



POWER DUAL BATTERIES
With Isolated
Second Battery



CHOICE
Chassis Cab, Cargo Van
and Cutaway Options



envolve

AMBULANCE PACKAGES

CHEVROLET SILVERADO 3500 HD/GMC SIERRA 3500 HEAVY DUTY REGULAR CAB CHASSIS CAB (RPO: PCK)

- 6.6L Duramax® Turbo-Diesel V8 engine (470 hp/975 lb.-ft. of torque)
- 10-speed automatic transmission
- 220-amp alternator
- Engine block heater
- Wide-track rear axle

CHEVROLET EXPRESS/GMC SAVANA CARGO VAN (RPO: YF2)

- 4.3L V6 engine (276 hp/298 lb.-ft. of torque) with 8-speed automatic transmission (standard)
- 6.6L gas V8 engine w/8-speed heavy-duty automatic transmission (available)
- 220-amp alternator
- Accessory equipment wiring junction block
- Chrome Appearance Package
- Cruise control³
- Driver and front passenger vinyl visors
- Dual batteries: 770 cold-cranking amps primary and isolated heavy-duty 770 cold-cranking amps
- Dual-note horn

- Heavy-duty locking rear differential
- High idle switch
- HVAC system auxiliary provisions
- Incomplete vehicle certification
- Rear and side cargo door glass
- Rubberized-vinyl floor covering, Black, front only

CHEVROLET EXPRESS/GMC SAVANA CUTAWAY (RPO: YF2)

- 6.6L gas V8 engine (401 hp/464 lb.-ft. of torque) with 8-speed heavy-duty automatic transmission
- 220-amp alternator
- Accessory equipment wiring junction block
- Chrome Appearance Package

- Cruise control³
- Dual batteries: 770 cold-cranking amps primary and isolated heavy-duty 770 cold-cranking amps
- Dual-note horn
- Dual rear wheels
- Heavy-duty locking rear differential
- High idle switch
- HVAC system auxiliary provisions
- Light package with separate stop/turn circuits

1 Premium paint; additional charge. 2 Upfits from an independent supplier are not covered by the GM New Vehicle Limited Warranty. GM is not responsible for the safety and quality of independent supplier alterations. 3 Safety or driver assistance features are no substitute for the driver's responsibility to operate the vehicle in a safe manner. Read the vehicle Owner's Manual for important feature limitations and information.

CADILLAC PROFESSIONAL



Offer your clients the prestige they deserve with Cadillac Professional. Richly appointed and crafted for perfection, each Cadillac livery vehicle is meticulously designed to exude sophistication and envelop passengers in luxury and comfort.

AVAILABLE PROFESSIONAL VEHICLE LIMITED WARRANTY
UP TO 3 YEARS/150,000 MILES¹

Eligible livery vehicles offer the confidence of the Cadillac Professional Vehicle Limited Warranty. This available comprehensive package (RPO: ZR3) covers key components for up to 3 years or 150,000 miles¹. Plus, Cadillac premium care maintenance² and 24-hour Roadside Assistance³ help keep your fleet on the road.



¹ Whichever comes first. See dealer for Professional Vehicle Limited Warranty details. ² Maintenance visit must occur within first year of vehicle delivery. Service visit consists of ACDelco Oil and Filter Change/Tire Rotation/MPVI. Does not include air filters. See participating dealer for other restrictions and complete details. ³ 6-year/70,000-mile Roadside Assistance. Whichever comes first. See dealer for details. Roadside services provided by a third-party provider. Roadside services are for properly equipped vehicles with an eligible service plan only. Limitations and restrictions apply. A combination of roadside services can be used up to four times per year, then additional charges apply.



envolve



2024 Chevrolet Silverado EV Work Truck shown.

RESOURCES



envolve

CUSTOMER SOUNDING BOARD

MEMBERS BY REGION

The Customer Sounding Board (CSB) brings together Commercial professionals from different vocations and the General Motors leadership team for candid discussions about the important issues impacting the Commercial business. We collaborate to address those issues and find solutions that will benefit our customers and General Motors.

CONTACT

The CSB welcomes your ideas. To submit your suggestions: Please email the CSB member nearest your location. To ask a general fleet question: Please call the GM Envolve Solutions Center at 800-353-3867.

WEST



Todd Carlson
Southern California Edison
Principal Manager,
Fleet Asset Management
Pomona, CA
626-434-5232
todd.carlson@sce.com




Gage Wagoner
Philips Electronics Senior
Manager Fleet
Bothell, WA
425-487-7930
gage.wagoner@philips.com



Mike Sims
Board Chairperson
Church of Jesus Christ of
Latter-Day Saints
Global Fleet Manager
Salt Lake City, UT
801-599-5010
simsmd@churchofjesuschrist.org

SOUTH CENTRAL



Daniel Berman
Mary Kay Inc.
Director, Career Car Services
Addison, TX
972-687-4485
daniel.berman@mkcorp.com



Gary Range
AT&T Services, Inc.
Director, Global Fleet Operations
York, PA
314-210-0419
gr0555@att.com



Kimberly Fisher
NOV (National Oilwell Varco)
Director, Global Fleet & Travel
Houston, TX
678-640-1326
kimberly.fisher@nov.com

SOUTHEAST



Marvin McClain
Pye-Barker
Director, Fleet Management
Alpharetta, GA
470-701-9004
marvin.mcclain@pyebarkerfs.com



Matt Davies
United Rentals
Strategic Sourcing Manager
Charlotte, NC
980-297-5623
mdavies1@ur.com



R. Scott Taylor
AutoZone, Inc.
Director, Commercial Support
and Fleet
Memphis, TN
901-495-7970
r.scott.taylor@autozone.com

NORTHEAST



Adam Orth
Siemens
Fleet Manager
Waconia, MN
612-309-4748
adam.orth@siemens.com



Tom Krug
Express Truck Rental
Vice President
Hatboro, PA
267-566-0666
tomk@express4x4rental.com



Scott Brower
Penske
Vice President, Vehicle Supply
Reading, PA
484-614-4120
scott.brower@penske.com

NORTH CENTRAL



Joe Lukacs
Sherwin-Williams
Global Director of Fleet Operations
East Hanover, NJ
216-308-5582
jdulukacs@sherwin.com



Matt Lewis
Mortenson Company
Equipment Solutions Manager
Henderson, CO
303-501-6126
matt.lewis@mortenson.com



Phil Samuelson
USIC Locating Services, LLC
Fleet & Capital Asset Manager
Indianapolis, IN
317-518-5924
philsamuelson@usicllc.com

CANADA



Codey Ross
Pembina Pipeline
Specialist, Corporate
Contracting & Sourcing
Sherwood Park, Alberta
780-714-0792
cross@pembina.com



Deven Beladia
OEC (Oakville Enterprise
Corporation)
Senior Manager, Fleet & Facility
Oakville, Ontario
905-467-5425
dbeladia@oecorp.ca

NATIONAL



Brian O'Loughlin
U-HAUL
Director, Fleet Operations
Tempe, AZ
480-893-1736
brian@uhaul.com



COMMERCIAL DEALER ADVISORY BOARD

MEMBERS BY REGION

The Commercial Dealer Advisory Board (CDAB) serves as the “Voice of the Commercial Dealer,” providing candid feedback to the General Motors leadership team. We collaborate to define the changes needed to shape our products and policies going forward in an effort to improve business for our Commercial dealers and General Motors.

CONTACT

The CDAB welcomes your ideas.

Please contact a CDAB member in your region if you have ideas or questions you would like them to bring forth to our next meeting.

WEST



Mike Hoffman
Sierra Chevrolet of Monrovia
Executive Manager
Monrovia, CA
626-818-6205
mhoffman@sierracars.com




Zach Madsen
Ken Garff Chevrolet
Commercial Manager
American Fork, UT
801-318-1916
zachm@kengarff.com



John Pitre
Motor City Buick GMC
Chief Operating Officer
Bakersfield, CA
661-978-1889
jpitre@motorcitywest.com

SOUTH CENTRAL



Chase Dillon
Sid Dillon Chevrolet Freemont
Executive Manager
Freemont, NE
402-720-1442
chase.dillon@siddillon.com



Forbes Durdin
Parkway Chevrolet
Executive Manager
Tomball, TX
713-306-3285
fdurdin@parkwayfamily.com



Brad Roblyer
Classic Chevrolet
Commercial Director
Grapevine, TX
940-453-4700
brad@classicfleet.com

SOUTHEAST



Chris Conley
Conley Buick GMC
General Manager
Bradenton, FL
941-755-8531
cconley@conleybuickgmc.com



Omar Rodriguez
Carl Black Chevrolet Buick GMC
Dealer Principal
Orlando, FL
407-956-9474
omar@carlblack.com



Rene St. Hilaire
Hendrick Automotive Group
Director, Fleet & Commercial
Charlotte, NC
704-566-2022
rene.sthilaire@hendrickauto.com

NORTHEAST



Mike Coffey
Mangino Chevrolet
Dealer Principal
Amsterdam, NY
518-857-1338
mcoffeysr@mangino.com



Todd Ingersoll
Ingersoll Auto of Danbury
Dealer Principal
Danbury, CT
203-868-1278
todd@ingersollauto.com



Roger Kallop
Mohawk Chevrolet
Executive Manager
Ballston Spa, NY
518-701-9261
rkallop@mohawkchevrolet.com

NORTH CENTRAL



Krystal Roberts
Board Chair
Advantage Chevrolet of Hodgkins
General Manager
Hodgkins, IL
708-215-2530
kroberts@advantagedealer.net



Scott Sams
Karl Chevrolet
Commercial Sales Director
Ankeny, IA
515-299-4383
s.sams@karlchevrolet.com



Ray Scarpelli
Ray Chevrolet
Dealer Principal
Fox Lake, IL
224-225-5274
rscarpelli@aol.com



LAW ENFORCEMENT PRODUCT COUNCIL

Ryan deSousa

Ontario Provincial Police
Area Fleet Representative
ryan.desousa@opp.ca

Daniel Shea

Royal Canadian Mounted Police
National Vehicle Equipment Manager
daniel.shea@rcmp-grc.gc.ca

Michael Simms

U.S. General Services Administration
GSA Law Enforcement Program Manager
michael.simms@gsa.gov

Russ Miller

U.S. General Services Administration
Contracting Officer Representative, Vehicle
Engineering Branch
russell.miller@gsa.gov

Brandon Tener

Broken Arrow Police Department
Support Division Captain/Fleet Manager
btener@brokenarrowok.gov

Nick Darlington

Michigan State Police/Precision Driving Unit
Lieutenant
darlingtonn@michigan.gov

Michael Gorgia

New York City Police Department
Deputy Director
michael.gorgia@nypd.org

Christopher Santoro

New York State Police
Technical Sergeant
christopher.santoro@troopers.ny.gov

Todd Birkle

Oakland County Sheriff Department
Manager, Support Services Division
birklet@oakgov.com

Eddie Wilson

Texas Department of Public Safety
Director of Vehicle and Technical Services –
Infrastructure Operations Division
benjamin.wilson@dps.texas.gov

Tim Coxwell

Leon County Sheriff's Office
Fleet Management Division Director
coxwellt@leoncountyfl.gov

Zeb Stroup

North Carolina Department of Public Safety
Lieutenant
zebulon.stroup@ncdps.gov

Robert Furman

Los Angeles County Sheriff Department
Lieutenant
RFurman@lasd.org

Karen Griggs

Colorado State Patrol
Fleet Manager
karen.griggs@state.co.us

Michael Simonds

City of San Diego
Fleet Manager
msimonds@sandiego.gov

Clint Beloberk

California Highway Patrol
Fleet Ops Captain
cbeloberk@chp.ca.gov

Michael McCullers

Federal Bureau of Investigation – Supervisory
Special Agent Assistant Chief – Field Operations
mmccullers@fbi.gov

Eddie Goebel

City of Austin
Fleet Program Manager
eddie.goebel@austintexas.gov

Dave Davis

Los Angeles County Sheriff Department
Sergeant
dmdavis@lasd.org

Deanna Humphreys

Alaska State Troopers
Vehicle Coordinator
deanna.humphreys@alaska.gov



LIMITED WARRANTY

OUR WARRANTY OFFERS PEACE OF MIND

Running a business means you've already got a lot to think about. That's why our comprehensive Limited Warranty Programs are designed to make your ownership experience an easy one.



WARRANTY BENEFITS

ENJOY ADDED CONFIDENCE WITH COURTESY SERVICES

Every new vehicle purchase comes with a bundle of benefits that can help keep your drivers on the road and your business running smoothly.

ROADSIDE ASSISTANCE¹

Help is waiting if your drivers have a flat tire, run out of gas or find themselves needing a tow. Specially trained advisors are available 24 hours a day, 365 days a year to help them get back on the road.

- **Chevrolet/GMC Qualified Fleet Customers:**
5 years/100,000 miles²
- **Chevrolet/GMC Retail Customers:**
5 years/60,000 miles³
- **Buick:** 5 years/60,000 miles³
- **Cadillac:** 6 years/70,000 miles³
- **Qualified Cadillac Professional Vehicles With the ZR3 Option:** 3 years/150,000 miles³
- **Qualified XT5 Fleet Vehicles With the BQ9 and V4U Options:** 6 years/100,000 miles³
- **Electric Vehicles:**
8 years/100,000 miles³

(NOTE: Eligible non-tow service coverage duration varies for Chevrolet, GMC, Buick and Cadillac EVs.)

COURTESY TRANSPORTATION⁴

Courtesy Transportation provides alternative means of travel and/or reimbursement of certain transportation expenses if your eligible fleet vehicle requires warranty repair.

- **Chevrolet/GMC Qualified Fleet Customers:**
5 years/100,000 miles²
- **Chevrolet/GMC Retail Customers:**
5 years/60,000 miles³
- **Buick:** 5 years/60,000 miles³
- **Cadillac:** 6 years/70,000 miles³
- **Qualified Cadillac Professional Vehicles With the ZR3 Option:** 3 years/150,000 miles³
- **Qualified XT5 Fleet Vehicles With the BQ9 and V4U Options:** 6 years/100,000 miles³
- **Electric Vehicles:**
8 years/100,000 miles³

(NOTE: Eligible non-tow service coverage duration varies for Chevrolet, GMC, Buick and Cadillac EVs.)

INCLUDED MAINTENANCE

Technicians at more than 4,000 Chevrolet, GMC, Buick and Cadillac dealers nationwide are trained to help keep your vehicles running in optimum condition for the road ahead. With your new vehicle purchase, enjoy one maintenance visit within the first year of vehicle delivery⁵. Depending on the model, services could include:

- **Oil and Filter Change**
- **Tire Rotation**
- **Multi-Point Vehicle Inspection (MPVI)**

¹ Roadside services provided by a third-party provider. Roadside services are for properly equipped vehicles with an eligible service plan only. Limitations and restrictions apply. A combination of roadside services can be used up to four times per year, then additional charges apply. ² Whichever comes first. A "Qualified Fleet User" is defined as, subject to below exclusions, any company: (a) which has purchased or leased five (5) or more new cars and/or trucks (any combination of vehicle manufacturers) principally for business use in its operation within the last 12 months; (b) that currently owns or leases five (5) or more medium duty trucks used in its company service; or (c) that currently owns or leases fifteen (15) or more cars and trucks used in its company service. ³ Whichever comes first. See dealer for limited warranty details. ⁴ If the vehicle has a warrantable failure, see your Owner's Manual for full details on the Courtesy Transportation program. ⁵ Includes first required maintenance visit as stated in vehicle maintenance schedule. Maintenance visit consists of oil change, tire rotation, and Multi-Point Vehicle Inspection. Service will be performed using ACDelco dexos1® Full Synthetic oil and ACDelco filter. Service visit must occur within the first year of ownership from date of purchase. Does not include air filters. See participating dealer for other restrictions and complete details. Excludes vehicles ordered with fleet delete option RY9. For Chevrolet/GMC Diesel models, maintenance includes first required maintenance visit as stated in vehicle maintenance schedule. Maintenance visit consists of an oil change, tire rotation, and Multi-Point Vehicle Inspection and Diesel Exhaust Fluid (DEF) II. Service will be performed using ACDelco dexos2 or Mobil Delvac™ 1300 CK4 oil and ACDelco filter and ACDelco Diesel Exhaust Fluid. Service visit must occur within the first year of ownership from date of purchase. Does not include air filters. See participating dealer for other restrictions and complete details. Excludes vehicles ordered with fleet delete option RY9. Chevrolet Corvette maintenance includes one required maintenance visit as stated in vehicle maintenance schedule. Maintenance visit consists of an oil change and Multi-Point Vehicle Inspection. Service will be performed using Mobil 1 ESP 0W40 oil and ACDelco Filter. Service visits must occur within the first year of ownership from date of purchase. Does not include air filters. See participating dealer for other restrictions and complete details. Excludes vehicles ordered with fleet delete option RY9.



envolve

BUSINESS ELITE & MEDIUM DUTY DEALER NETWORKS



2024 GMC Sierra 3500HD Chassis Cab and 2024 Chevrolet Silverado 3500 HD Chassis Cab shown.



BUSINESS ELITE

Our Chevrolet and GMC Business Elite dealers understand your business and uptime needs. Their primary focus is on you, the commercial customer. You can rely on their expertise to help you get the right vehicle selection, services and solutions you need, keeping your vehicles on the road and helping your business grow.

CUSTOMIZED SOLUTIONS

Business Elite dealers take the time to learn about your challenges and offer solutions to help build a fleet that grows with your business.

- Offer a diverse lineup of commercial vehicles
- Connect you with an upfitter¹ that can equip your vehicle to meet your job requirements
- Discuss total cost of ownership while offering business financing and leasing options

EXCEPTIONAL CUSTOMER SERVICE

Business Elite service departments are set up to provide business-centered benefits.

- Facilities, tools, equipment and certified technicians to accommodate your specific needs
- Extended service hours and priority service to minimize downtime

MEDIUM DUTY TRUCKS

A nationwide network of more than 550 Chevrolet Medium Duty dealers, ready to meet your fleet's needs.

Chevrolet Medium Duty dealers have the ability to order, sell and service Silverado Medium Duty and Low Cab Forward vehicles in addition to offering the full lineup of Chevrolet vehicles.



CHEVROLET

MEDIUM DUTY
TRUCKS

Dealers are equipped with:

- Capable-sized lifts and service bay areas
- Facilities to provide maintenance on your units
- Specialty tools
- Model-specific training provided by the factory

Visit gmenvolve.com/fleet and select “Locate a Dealer” to find a Business Elite or Medium Duty dealer near you.

¹ Upfits are provided by independent suppliers. GM is not responsible for the safety or quality of design features, materials, or workmanship of any alterations by any such supplier.



envolve

FLEET ACCOUNT NUMBERS



envolve

HOW TO ESTABLISH A NEW GM ENVOLVE

FLEET ACCOUNT NUMBER (FAN)

DETERMINE IF A PROSPECT IS QUALIFIED

Fleet Account Numbers are assigned to Qualified Fleet Users (defined below) upon application to General Motors and GM Envolve (GM) through the Global FAN Portal.

ENROLLMENT FORM TERMS AND CONDITIONS

A “Qualified Fleet User” is defined as, subject to below exclusions, any business entity that: (a) has purchased or leased five (5) or more new vehicles (any combination of vehicle manufacturers) principally for business use by such business entity in the United States within the last 12 months; (b) currently owns or leases five (5) or more medium duty trucks (any age or manufacturer) principally for business use by such business entity in the United States or purchases/leases one (1) medium duty truck from a participating Medium Duty Assistance Program (MDAP) distributor; or (c) currently owns or leases fifteen (15) or more vehicles (any age or manufacturer) used principally for business use by such business entity in the United States. Vehicles must be titled and registered in the business name or the bank/lessor (Fleet Leasing) name (personal vehicles are excluded). If a proposed enrollee is qualified as a customer, a GM dealer is required to submit a fleet enrollment application. Supporting documentation must be retained by the dealer and made available to GM upon request (including all titles, registrations, and proof of insurance). The proposed enrollee may be asked for additional documentation.

NOTE: Entities deemed eligible for a Government FAN, with a minimum of one (1) vehicle, are exempt from having to provide vehicle eligibility documents. Examples of government entities are federal/state/county/city agency, town/township/village or municipality, public education system, or government owned-operated utility or railroad. Dealers can refer to the current 24-00 Government Bid Assistance Policies and Procedures bulletin.

New Fleet or Commercial motor vehicles ordered must be delivered to the same Qualified Fleet User (using the same FAN). Vehicles delivered to a Qualified Fleet User must be reported with a fleet delivery type. In addition, vehicles must be kept in fleet service by the same Qualified Fleet User for a minimum of twelve (12) months, or 12,000 miles, whichever occurs first, from the date of delivery unless a different fleet service requirement is specified in the program guidelines provided by GM under a Competitive Assistance Program agreement.

The Qualified Fleet User, by executing the enrollment form, certifies it is a Qualified Fleet User, acknowledges the GM Envolve Program Guidelines referenced herein, and agrees to comply with any and all GM requirements, including the terms and conditions of the Fleet Enrollment Form and any Competitive Assistance Program agreement if one is signed.

The Qualified Fleet User further agrees to provide, upon request by GM or the selling dealer, access to review original business records confirming that vehicles were, and continue to be, registered, used, and transferred only in accordance with GM Envolve Program Guidelines. In the event (1) a Qualified Fleet User orders new motor vehicles from a dealer and identifies them as fleet units eligible for GM Envolve programs and those vehicles are not used by a Qualified Fleet User in accordance with Program Guidelines or (2) GM declares that any other actions of a Qualified Fleet User are inconsistent with this program, GM will take appropriate action, in its sole discretion and with or without notice to the Qualified Fleet User, which may include the disqualification of the Qualified Fleet User and/or dealer from future participation in GM Envolve, and the issuance of fleet charge back against the dealer or identified Qualified Fleet User for any special allowances, incentives, special option packages or other promotional programs which GM paid or credited the dealer or identified Qualified Fleet User as a result of inaccurate representation. In the event of such a chargeback to the dealer, the Qualified Fleet User agrees to reimburse the dealer.

IF A PROSPECT IS QUALIFIED

A General Motors dealer is required to submit an enrollment application through GM Global Connect. The enrollment application can be found on the GM Global FANS website. The following information is required:

SCROLL FOR MORE CONTENT

FLEET ACCOUNT NUMBERS



envolve

HOW TO ESTABLISH A NEW GM ENVOLVE

FLEET ACCOUNT NUMBER (FAN)

IF A PROSPECT IS QUALIFIED

A General Motors dealer is required to submit an enrollment application through GM Global Connect. The enrollment application can be found on the GM Global FANS website. The following information is required:

1. Name of business
2. Physical address
3. Phone number
4. Copies of titles, registrations or proof of insurance of minimum vehicle requirement, in the company name
5. Completed Qualified Fleet User enrollment form

Upon completion of the enrollment form on the website, the dealer will submit this document electronically. Upon processing, a General Motors FAN will be issued, and the requesting dealer will be advised of the FAN via online application and email.

All supporting documentation of the prospect's fleet eligibility must be retained by the dealership submitting the enrollment application.

STANDARD FLEET ELIGIBILITY GUIDELINES

Unless otherwise indicated, the following eligibility guidelines will apply to all fleet incentive/allowance programs:

- A. The order period will begin with the announcement of the 2026 model year fleet incentive programs and end when dealers are notified that 2026 model year orders are no longer being accepted by the respective GM divisions.
- B. The delivery period is the start of 2026 production.
- C. Qualified Fleet Users are not allowed to export vehicles outside of the United States, and upon any violation in GM's sole discretion, the FAN will be immediately terminated.
- D. All qualified fleet orders for eligible models received from dealers must contain a valid fleet order type.
- E. All qualified fleet orders for eligible models received from dealers must contain the FAN of record and the FAN account name.
- F. Dealer Order Acknowledgments must be checked to verify accuracy of orders submitted.
- G. Dealer orders currently on hand or in the system that qualify under these programs, except that they do not contain the appropriate processing options, can be amended or canceled and reordered if they have not been approved for production. This is the ordering

SCROLL FOR MORE CONTENT

FLEET ACCOUNT NUMBERS



envolve

HOW TO ESTABLISH A NEW GM ENVOLVE

FLEET ACCOUNT NUMBER (FAN)

- G. Dealer orders currently on hand or in the system that qualify under these programs, except that they do not contain the appropriate processing options, can be amended or canceled and reordered if they have not been approved for production. This is the ordering dealer's responsibility.
- H. Vehicles delivered to unqualified customers are ineligible for purchase under a FAN, and the dealer's open account will be debited for the amount of the credit and any other fleet allowance paid. Failure to comply with these guidelines may also result in the dealer being disqualified from future participation in GM Envolve programs and/or termination of the dealer's Sales and Service Agreement. Failure to report a FAN and valid fleet delivery type on the delivery record, if required by the GM division, will automatically generate a debit to the dealer's open account.
- I. Eligible deliveries must be made to the ultimate customer through a dealership representing the GM marketing division. Deliveries made through any entity or individual other than a General Motors dealer are ineligible for payment of incentives. Eligible light-duty truck orders may be delivered through body builders if the end user is a qualified fleet or political subdivision, including the federal government.
- J. Dealers must take full responsibility for including the proper processing option on the orders. No additions or changes will be accepted after orders are approved for production.
- K. Fleet orders submitted with both a fleet processing option and any ineligible fleet or retail incentive option will be rejected with an error message.
- L. Acceptance of an order on any vehicle line does not constitute a commitment to build or to build in a requested time frame.
- M. Those orders not produced during the 2025 model production period will be canceled. There are no provisions for dealers to receive any allowance for those canceled orders.
- N. Order Workbench delivery codes reported by dealers must be the same as the Order Workbench codes provided in incentive program guidelines.

IMPORTANT

Information contained in this reference guide is intended to be a quick reference digest only. In no way does it supersede program dealer letters or guidelines. To ensure accuracy, check official documents before placing any orders. Specific questions or requests for assistance should be addressed to the GM Envolve Solutions Center at 800-353-3867 or gmenvolvesolutionscenter@gm.com.

VEHICLE MODEL DESIGNATIONS



	FWD	AWD		Regular Cab
Blazer LT	1NK26	1NR26		
Blazer RS	1NL26	1NS26		
	FWD	Dual Motor AWD		
Blazer EV LT	1MC26	1MC26	Low Cab Forward 6500 XD (Diesel) 152" Wheelbase	CT73203
Blazer EV RS	1MD26	1MD26	Low Cab Forward 6500 XD (Diesel) 170" Wheelbase	CT73903
Blazer EV SS	-	1MG26	Low Cab Forward 6500 XD (Diesel) 188" Wheelbase	CT74503
		Dual Motor AWD		
Blazer EV Police Pursuit Vehicle		1MF26	Low Cab Forward 6500 XD (Diesel) 200" Wheelbase	CT75003
	FWD			
Bolt LT		1FF48	Low Cab Forward 6500 XD (Diesel) 212" Wheelbase	CT76003
Bolt RS		1FG48	Low Cab Forward 6500 XD (Diesel) 224" Wheelbase	CT76503
	FWD	AWD		
BrightDrop 400	CJ32705	CM32705	Low Cab Forward 6500 XD (Diesel) 236" Wheelbase	CT77603
BrightDrop 600	CJ32905	CM32905	Low Cab Forward 6500 XD (Diesel) 248" Wheelbase	CT78803
	2WD	4WD		
Colorado Work Truck	14C43	14C43	Low Cab Forward 7500 XD (Diesel) 152" Wheelbase	CT83203
Colorado LT	14C43	14C43	Low Cab Forward	
Colorado Trail Boss	-	14E43		
Colorado Z71	-	14G43		
Colorado ZR2	-	14H43		



		FWD	AWD
Acadia Elevation		TLD56	TLD56
Acadia AT4		-	TLE56
Acadia Denali		TLF56	TLF56
		2WD	4WD
Canyon Elevation		T4C43	T4C43
Canyon AT4		-	T4E43
Canyon AT4X		-	T4E43
Canyon Denali		-	T4F43
		Dual Motor eWD	Tri-Motor eWD
HUMMER EV Pickup 2 ^x		TT35743	-
HUMMER EV Pickup 3 ^x		-	TT35743
		Dual Motor e4WD	Tri-Motor e4WD
HUMMER EV SUV 2 ^x		TT35526	-
HUMMER EV SUV 3 ^x		-	TT35526
		Regular Wheelbase	Extended Wheelbase
Savana Cargo Van G2500 RWD		TG23405	TG23705
Savana Cargo Van G3500 RWD		TG33405	TG33705
	139" Wheelbase	159" Wheelbase	177" Wheelbase



	FWD	AWD
Enclave Preferred	4LB56	4LB56
Enclave Sport Touring	4LD56	4LD56
Enclave Avenir	4LE56	4LE56
	FWD	AWD
Encore GX Preferred	4TR26	4TV26
Encore GX Sport Touring	4TS26	4TY26
Encore GX Avenir	4TT26	4TZ26
		AWD
Envision Preferred		4ZB26
Envision Sport Touring		4ZC26
Envision Avenir		4ZE26
		FWD
Envista Preferred		4TQ58
Envista Sport Touring		4TR58
Envista Avenir		4TS58



	RWD	AWD
CT4 Luxury	6DB69	6DB69
CT4 Premium Luxury	6DC69	6DC69
CT4 Sport	6DD69	6DD69
	RWD	AWD
CT5 Premium Luxury	6DC79	6DC79
CT5 Sport	6DD79	6DD79
	RWD	4WD/AWD
Escalade/Escalade-V	6C10706	6K10706
	RWD	4WD/AWD
Escalade ESV/ Escalade ESV-V	6C10906	6K10906
		Dual Motor AWD
ESCALADE IQ		6T35726
		Dual Motor AWD
ESCALADE IQL		6T35756
	RWD	Dual Motor AWD
LYRIQ Luxury	6MB26	6MB26
LYRIQ Premium Luxury	6MB26	6MB26
LYRIQ Signature Luxury	6MB26	6MB26
LYRIQ Sport	6MC26	6MC26

SCROLL FOR MORE CONTENT

SCROLL FOR MORE CONTENT

SCROLL FOR MORE CONTENT

SCROLL FOR MORE CONTENT

- = Not Available

envolve

ABOUT THIS GUIDE



envolve

THIS MATERIAL IS NOT INTENDED FOR, OR APPROVED FOR USE IN, ADVERTISING

We reserve the right to make changes at any time, without notice, in prices, colors, materials, equipment, specifications, models and availability. Specifications, dimensions, measurements, ratings and other numbers in this guide and other printed materials provided at the dealership or affixed to vehicles are approximates based upon design and engineering drawings, prototypes and laboratory tests.

Your vehicle may differ due to variations in manufacture and equipment. Since some information may have been updated since the time of release, please check with your GM dealer for complete details. Competitive comparison claims are based on most current competitive information. GM reserves the right to lengthen or shorten the model year for any product for any reason, or to start and end model years at different times.

The vehicles described in this guide are equipped with engines and components produced and assembled by different operating units of General Motors, its subsidiaries and suppliers, and these engines and components may change or be obtained from different sources from time to time. All such engines and components are approved for use in GM vehicles. Certain equipment ordered may be unavailable at the time of assembly. Some of the equipment shown or described throughout this guide may be available at extra cost and/or supplied by an independent supplier.

See your local GM EnvolvE Account Executive or Dealer Fleet/Commercial Sales Manager or go to gmenvolve.com for up-to-date information.

COPYRIGHT

Copyright 2025 General Motors. All Rights Reserved. All text, images, graphics and other materials in this guide are subject to the copyright and other intellectual property rights of GM. These materials may not be reproduced, distributed or modified without the express written permission of GM.

TRADEMARK

The marks appearing in this guide including, but not limited to: (i) GM and the GM Logo; (ii) Chevrolet, Buick, Cadillac and GMC and their respective logos, emblems, slogans and vehicle model names and body designs; and (iii) other marks such as ACDelco, Autotrac, Duralife, Duramax, ECOTEC, GM EnvolvE, Magnetic Ride Control, QuietTuning, Regen On Demand, SkyScape, StabiliTrak, UltraView, Z71 and ZR2 are trademarks and/or service marks of GM, its subsidiaries, affiliates or licensors. OnStar and the OnStar emblems are registered trademarks of OnStar LLC.

Apple CarPlay is a trademark of Apple Inc. Siri, iPhone and Apple Music are trademarks of Apple Inc., registered in the U.S. and other countries. Android Auto™ is a trademark of Google LLC. Brembo is a registered trademark of FRENIBREMBO S.P.A. The Bluetooth word mark is a registered trademark owned by Bluetooth SIG, Inc. Wi-Fi is a registered trademark of Wi-Fi Alliance. Bose and Centerpoint are registered trademarks of the Bose Corp. SiriusXM, the SiriusXM logo, channel names and logos are trademarks of SiriusXM Radio Inc. and are used under license. HD Radio is a registered trademark of iBiquity Digital Corporation in the United States and/or other countries. Allison Transmission is a trademark of Allison Transmission, Inc. Goodyear is a trademark of the Goodyear Tire & Rubber Company. Michelin Selfseal is a registered trademark of Michelin North America.

AN IMPORTANT NOTE ABOUT ALTERATIONS AND WARRANTIES

Installations or alterations to the original equipment vehicle (or chassis) as distributed by General Motors are not covered by the General Motors New Vehicle Limited Warranty. The special body company, assembler, equipment installer or upfitter is solely responsible for warranties on the body or equipment and any alterations (or any effect of the alterations) to any of the parts, components, systems or assemblies installed by GM. General Motors is not responsible for the safety or quality of design features, materials or workmanship of any alterations by such suppliers.

START
OVER