

M A Z D A

6 · 2 · 6

S E D A N

1993



An automobile designed to set you apart from the everyday crowd.

Introducing the all-new Mazda 626—a new generation of sedan.



**I**n creating a new car, Mazda engineers make certain that every aspect of product development—from design, testing, and technology to final production—is in harmony with the next. And thanks to Kansei Engineering, the guiding philosophy behind every Mazda vehicle, we're able to achieve that goal.

Because Kansei Engineering goes far beyond the supercomputers and specifications of ordinary engineering into another dimension—into the realm of human feelings, needs, and emotions. Other manufacturers study the car. Kansei Engineers study the driver and the passengers, as well. And they continue to study until the product feels just right.


It was this philosophy that guided the development of the new Mazda 626 sedan. We didn't need to copy the competition. We wanted to build a car that the competition would attempt to copy—a sedan good enough to be considered the best of its class.

A sedan with high levels of efficiency, safety, and environmental friendliness. With quality levels and roominess beyond traditional mid-size boundaries. Different enough, luxurious enough to become a class of its own. A tall order? Perhaps. But we think you'll love the results.

However, that's something you should decide for yourself. So drive the all-new Mazda 626 and feel the difference. It clearly establishes new standards for mid-size sedans.



626 ES  
with optional leather-trim interior



**THE BEAUTY WITHIN.**

The beautiful, fluid lines of the new Mazda 626 are more than skin deep. Inside, the beauty continues.

The interior wraps around you with an instrument panel that curves gracefully outward to meet the window sills. The sills curve inward to meet the rear seats, to cradle you in comfort and security. But soft, soothing curves are simply one facet of this sedan's inner beauty.

In designing the all-new 626, we went to great lengths *and* widths to provide you and your passengers with incomparable comfort.

To create a surprisingly spacious interior from a mid-size body, we started with front-wheel drive. The entire powertrain is mounted sideways between the front wheels. The hood, therefore, is short and sloping—for excellent visibility—and the interior long—for big-car room.

In fact, the new Mazda 626 has more headroom than either the Camry or the Accord and as much or more front legroom. So everyone can be comfortable. In the all-new 626, beauty is as beauty does.





626 LX cloth interior

In designing the 626's interior, our engineers also paid attention to qualities other than room. Because it takes more than roominess to make a great interior.

For the driver, ergonomics—the relationship of man to machine—is even more important. But to fully appreciate the ergonomic design of the new Mazda 626, you have to experience it firsthand.

So settle into its form-fitting, multi-adjustable driver's seat and tailor it to your body. The steering column adjusts vertically to your arms. Like the last piece to a puzzle, you fit perfectly.

Easy-to-read white-on-black gauges are within your line of sight and critical controls are within a finger's reach. So your eyes stay on the road, your hands on the wheel.

◀ *Cloth upholstery, standard equipment on all 626 models, is durable yet very comfortable, whatever the weather. Or, you can order the ES model with optional seating surfaces of soft, supple leather.*



◀ *The 626's contoured multi-adjustable driver's seat is comfortable yet very supportive thanks to its foam-on-spring construction.*

Controls used less frequently, like those for the power mirrors, power windows and door locks, are carefully positioned to help prevent inadvertent operation.

And for added convenience and peace of mind, every Mazda 626 is also equipped with child-safety locks for the rear doors and remote releases for the trunk and fuel-filler door. For music lovers, the LX and ES models include a standard AM/FM/full-logic cassette stereo sound system with six speakers, a diversity antenna system with power antenna, and anti-theft coding for the audio chassis.

Soft, fluid lines, roominess, and comfort. Together, they bring inner beauty to the all-new Mazda 626 sedan.



▲ *The power windows are designed to prevent accidental closures—to raise the windows, you lift the switch.*



▲ *For your luggage, there's a cavernous trunk—large enough to accommodate the baggage needs of four. And thanks to its low sill height and wide opening, it's easy to load.*

▼ *A standard 60/40 split fold-down rear seatback lets you carry passengers and long cargo.*





## PEACE OF MIND IS STANDARD EQUIPMENT.

Creating a spacious interior in a mid-size car was an important accomplishment. However, it was only the beginning. To achieve the solid feel of a luxury sedan, we would have to create a strong, rigid, durable structure. A body that's strong inspires a feeling of confidence, security, and peace of mind. A body that responds with groans, rattles, flex, vibration, and a rough, harsh ride does not.

Using supercomputer design and analysis confirmed by miles and miles of testing, our engineers created a unitized body and frame. It's lightweight but very strong and very rigid. In fact, the new Mazda 626 is about 30% more rigid than the previous model.

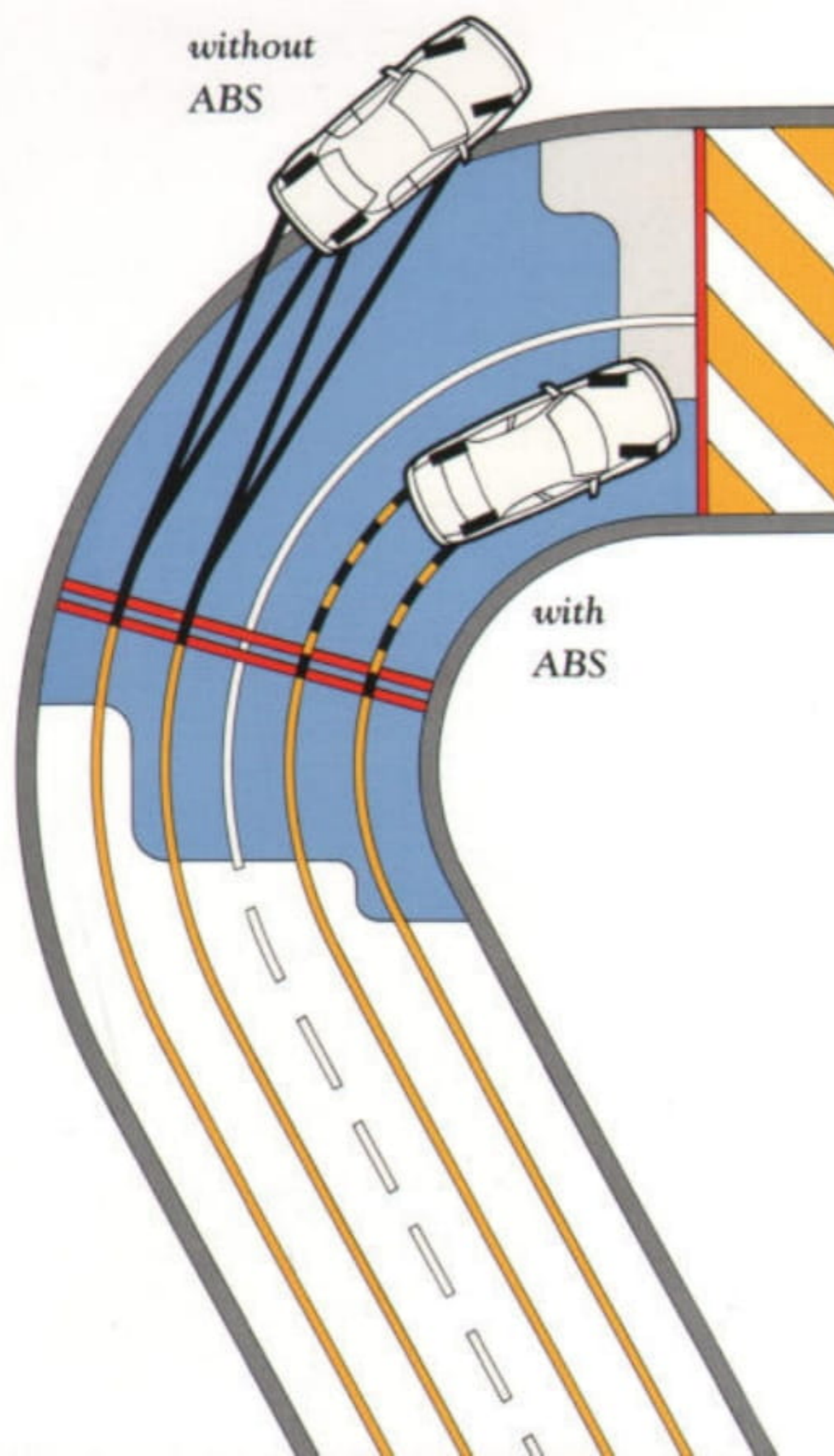
A strong, rigid structure is a big contributor to peace of mind but it's only part of the story. We've also taken steps to help you avoid trouble.

The 626's responsive engines—4-cylinder or V6—help you pass safely and merge confidently into the flow of fast traffic. Quick rack-and-pinion steering and stable handling help you avoid the unexpected obstacle.



▲ Large windows combine with dual outside mirrors to provide you with excellent visibility. Efficient window sealing minimizes the distraction of outside noise to enhance the comfort of those within.

▶ An optional Anti-lock Brake System (ABS) helps prevent wheel lockup under hard braking for smoother stops and improved steering control.





The power-assisted, ventilated front disc brakes, with asbestos-free Kevlar® pads, provide the security of fade-resistant stops. And an optional 4-wheel Anti-lock Brake System (ABS) adds even more confidence, with controlled, straight-line braking, whatever the weather.

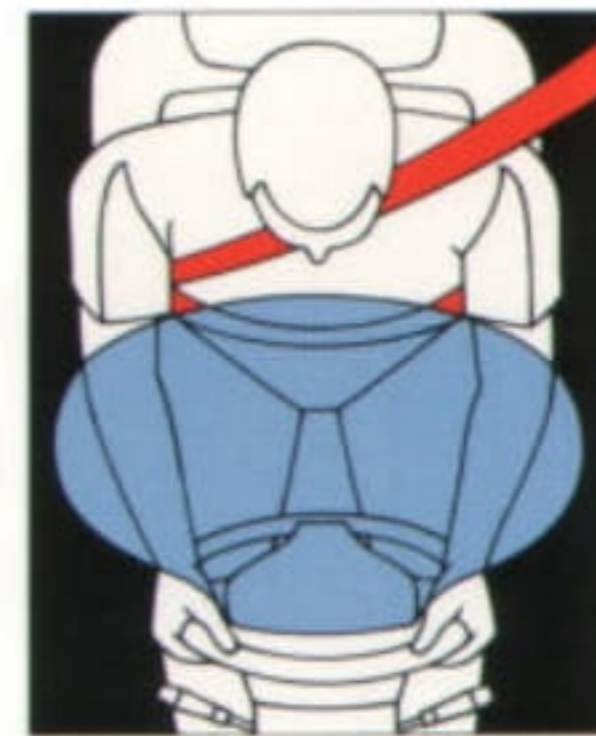
To help suppress outside noise, Mazda engineers gave the new 626 aerodynamic, efficiently sealed windows. Because less noise helps you stay more alert, more attentive.

Large tinted windows not only reduce the discomfort caused by heat and glare, but together with outside mirrors, they help provide the visibility needed for lane changes and evasive maneuvers.

What's more, every Mazda 626 is equipped with a driver's-side air bag as well as four 3-point safety belts and a lap belt for the person in the center rear seat. Inside each door, a reinforcement beam helps resist side impact. And crumple zones in

the front and rear sheet metal are designed to help absorb the force of a collision *before* it reaches the passenger compartment.

Peace of mind. You'll find it in every new Mazda 626. So you can relax and enjoy the drive.



◀ Every Mazda 626 is equipped with a driver's-side air bag as well as four 3-point safety belts.

▶ Strict quality control standards at our production facility in Flat Rock, Michigan, help ensure that the all-new 626 and MX-6 are just as good as they look.



THE RIDE OF A LUXURY CAR,  
THE HANDLING OF A SPORTS SEDAN.

Sports-sedan handling. Luxury-car ride. It's hard to imagine such opposites functioning together in one car. But even a short drive will prove that opposites not only attract but flourish in the all-new Mazda 626.

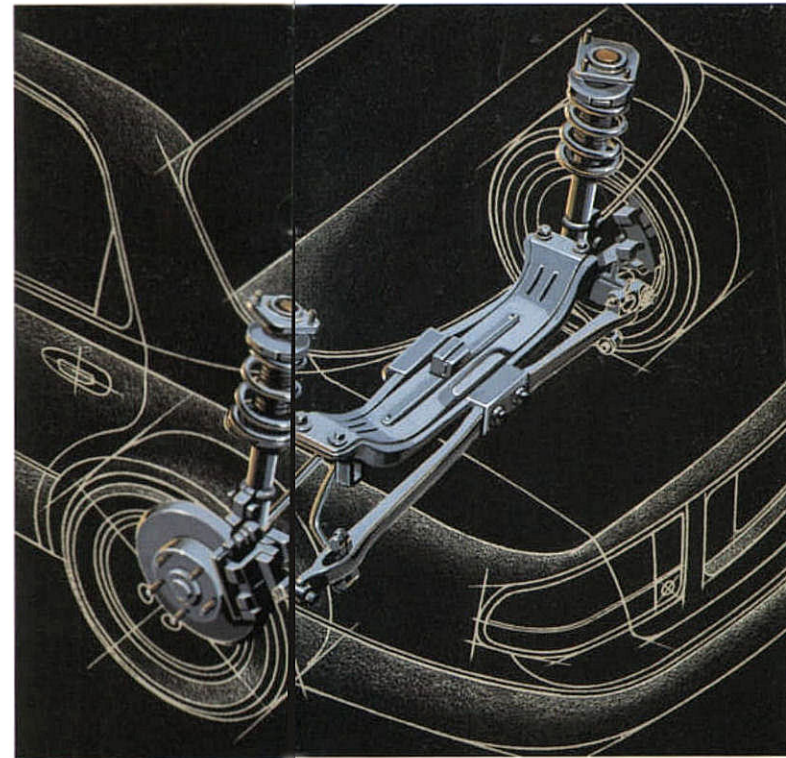
And the credit goes to a carefully calculated combination of suspension and body structure. The fully independent suspension has been extensively refined to improve straight-line stability, handling, and comfort, plus the suppression of noise, vibration, and harshness. Refinements made possible by our computer modeling systems.

Supercomputer techniques like Dynamic Modal Analysis and Finite Element Analysis allowed us to duplicate the Mazda 626 on the computer screen, subject its structure to the stresses of driving, and

determine exactly how a particular component would respond to that stress. Consequently, we were able to pinpoint the areas that needed change, make the changes, test them under real driving conditions with real drivers, and do it all again. Until it felt just right.

The result is a structure that's very strong, very rigid, and considering its strength, surprisingly lightweight. So you can enjoy a feeling of comfort, confidence, and security. The body feels solid. It doesn't flex and twist over bumps in the road, and it's quiet and nearly free of vibration and harshness.

What's more, each wheel has its own independent suspension, so a jolt to one rarely affects the others; therefore, you'll enjoy a great ride and impressive handling.



▲ The Mazda patented Twin Trapezoidal Link (TTL) rear suspension optimizes handling and stability by continually maintaining the best alignment of tires to road surface.

TTL offers many of the same handling benefits of 4-wheel steering but without the weight, expense, or complexity.

However, this fully independent suspension is far from typical. At each rear wheel, our own patented Twin Trapezoidal Linkage (TTL) system counteracts the tire's natural tendency to toe outward in response to the forces of road shock, acceleration, braking, or cornering. The tires, therefore, maintain their proper alignment to the road for excellent contact and surefooted handling.

Thick stabilizer bars, front and rear, help minimize body sway when cornering and changing lanes.

And variable-resistance valving in the gas-filled shock absorbers helps even more by providing firm damping for cornering. But when the road roughens, the damping is reduced to improve riding comfort.

The 626 suspension geometry provides good straight-line stability and predictable cornering, and the wide track also helps. The wheel-base is long enough to contribute to a comfortable ride yet short enough for good maneuverability.

Rack-and-pinion steering responds quickly to your input while creating an acute sense of communication with the road. Engine-speed-sensing variable power assist offers the most help during parking, then less assistance at highway speeds for controlled, relaxed driving. Through extensive research into wheel-alignment settings, we even minimized the understeer typical of so many front-wheel-drive vehicles.


The ride of a luxury car and the handling of a sports sedan. Sounds inviting, doesn't it? You see, opposites really do attract.



◀ In Japan, our Global Road Circuit replicates 20 road surfaces from around the world, including manhole covers, potholes, and cracked asphalt. Even 300-year-old cobblestones from Belgium. So we can monitor performance under most any condition.

Sensors embedded in the test track receive vehicle information such as tire pressure, engine temperature, and fuel consumption. Sensors on each driver monitor vital signs while a tape recorder captures subjective impressions. As this occurs, it's analyzed by a computer which may conclude that the car is performing perfectly. But, if the drivers disagree, we make corrections until each one is fully satisfied. Until each vehicle feels just right.

Thanks to its strong, rigid body and computer-modeled fully independent suspension, the all-new Mazda 626 will give you a new appreciation of country roads.





PERFORMANCE WITH A CONSCIENCE.

A new-generation sedan deserves a new-generation engine. But one, we felt, wasn't enough, so we've given you a choice of two all-new powerplants. The standard engine is a not-so-standard, double-overhead-cam (DOHC), four-valves-per-cylinder, 2.0-liter inline four. A 2.5-liter DOHC 24-valve V6 is exclusive to the ES.

The V6 was designed for responsive acceleration and with 164 hp and plenty of torque, it really delivers. Cast from aluminum alloy, it's one of the lightest, most compact V6s in its class. To minimize noise, vibration, and harshness, our engineers designed this engine with a 2-piece block. So the crankshaft is supported by the block not only

from above but from below, as well. The result is one of the smoothest, quietest piston engines in the world.

Lightweight camshafts—two per cylinder bank—operate four valves per cylinder for crisp throttle response and efficient combustion. Hydraulic lash adjusters maintain the proper valve adjustment for quiet, maintenance-free operation.

Electronic fuel injection with new, more efficient injectors combines with our unique 4-stage Variable Resonance Induction System (VRIS) to create some of the effects of a supercharger. As a result, torque increases at all rpm for smooth, quick acceleration, good fuel economy, and low emissions.

Our fuel-injected, twin-cam,



4-cylinder engine is also uncommonly smooth and shares much of the V6 technology. With 118 hp, it provides the lightweight 626 with spirited performance and a high level of fuel efficiency. The engine's hydraulic lash adjusters keep the valves quiet and maintenance-free.

For either engine, you can choose between the fun of a crisp-shifting 5-speed manual transmission or the convenience of an optional all-new, electronically controlled, 4-speed automatic. They're designed for fuel mileage and performance.

Yes, the new 626 really performs but it does so responsibly. Because both engines were designed with the environment in mind—for low emissions and even the elimination of asbestos materials.

So, as you can see, with the all-new Mazda 626, performance can be fun *and* conscientious.

▲ Our factory drivers test pre-production models under a wide variety of adverse conditions.

▼ An all-new, double-overhead-cam, 4-cylinder engine is responsive, smooth, and exceptionally fuel-efficient.



▲ Our optional 4-speed automatic transmission selects Normal or Power mode according to your specific driving need.



ACCESSORIES

Mazda Accessories are the perfect complement to your new Mazda 626. Designed and manufactured to the same exacting specifications as our vehicles, they offer a level of fit and finish unmatched by the competition.



**REAR SPOILER (A)**  
Finished in matte black, this Mazda spoiler can be painted to match the car.



**CENTER ARMREST (B)**  
This padded lid enhances driving comfort by matching the height of the door-mounted armrest. Available in all interior colors.

**SUNROOF WIND DEFLECTOR (C)**  
Durable, UV-resistant deflector reduces the glare and wind noise of an open sunroof.



**SCUFF PLATES (D)**  
Durable stainless steel plates (4) help protect doorsills from scuffing. And each one is embossed with a 626 logo.

**COMPACT DISC CHANGER (E)**  
A 6-disc changer mounts in the trunk away from curious eyes. Wired to the changer, a remote control unit mounts in the dash. With it, you can move from one CD to another or change, repeat, or enjoy random play selections.



**CUSTOM WHEELS (F)**  
Aluminum alloy wheels reduce unsprung weight for improved handling.

## SPECIFICATIONS

### Engine

Availability	DX, LX	ES
Type	Inline 4-cylinder	V6
Valve gear	DOHC 16-valve	DOHC 24-valve
Displacement	1991cc (121 cu. in.)	2497cc (152 cu. in.)
Bore and stroke	3.27 x 3.62 inches	3.33 x 2.92 inches
Compression ratio	9.0:1	9.2:1
Horsepower, SAE net	118 @ 5500 rpm	164 @ 5600 rpm
Torque, SAE net lb.-ft.	127 @ 4500 rpm	160 @ 4800 rpm
Fuel system	Multi-port electronic fuel injection	Multi-port electronic fuel injection
Fuel requirement	Regular unleaded	Premium unleaded
Ignition system	Breakerless electronic	Breakerless electronic

### Transmission

Type	5-speed manual with overdrive 4-speed electronically controlled automatic with overdrive, lockup torque converter, and Hold mode (optional)			
Ratios	Manual (DX, LX)	Manual (ES)	Automatic (DX, LX)	Automatic (ES)
1st	3.31	3.31	2.80	2.80
2nd	1.83	1.83	1.54	1.54
3rd	1.23	1.31	1.00	1.00
4th	0.91	1.03	0.70	0.70
5th	0.72	0.80	—	—
Final drive	4.11	4.11	3.84	4.16

### Exterior Colors

	
Platinum Mica	Caribbean Blue Metallic
	
Ruby Mica	Hunter Green Metallic
	
Brilliant Black	Champagne Metallic
	
Cameo White	

### Color Combinations

INTERIOR	EXTERIOR
Gray	Platinum Mica, Brilliant Black, Cameo White, Caribbean Blue Metallic, Ruby Mica, Hunter Green Metallic
Taupe	Ruby Mica, Brilliant Black, Cameo White, Hunter Green Metallic, Champagne Metallic



626 DX

### Chassis

Frame	Unit body
Front suspension	Independent, strut-type with lower A-arm, coil springs, and stabilizer bar
Rear suspension	Independent strut-type with coil springs, Twin Trapezoidal Links (TTL) for toe control, trailing links, and stabilizer bar
Steering	Rack-and-pinion type with engine-rpm-sensing variable power assist. Steering ratio: 17.8:1. Steering wheel turns, lock-to-lock: 3.1. Turning circle diameter, curb-to-curb: 35.4 feet
Brakes	Power-assisted, with dual diagonal hydraulic circuits. 10.2-inch ventilated front discs, 9.0-inch rear drums (DX, LX), 10.3-inch rear discs (ES; DX, LX w/opt. ABS). Anti-lock Brake System (ABS) (optional)
Wheels	5.5JJ-14 steel wheels with full covers (DX, LX) 6.0JJ-14 aluminum alloy wheels (optional LX) 6.0JJ-15 aluminum alloy wheels (ES)
Tires	Steel-belted radials P195/65R14 88S all-season radials (DX, LX) P205/55R15 87V high-performance radials (ES)
Fuel capacity	15.5 gallons
Curb weight	With manual transmission: 2672 pounds (DX); 2741 (LX); 2873 (ES)

### Dimensions (inches)

Wheelbase	102.8	Headroom: f/r	39.2/37.8
Length	184.4	(with moonroof): f/r	38.2/37.2
Width	68.9	Legroom: f/r	43.5/35.8
Height	55.1	Shoulder room: f/r	55.1/54.7
Track: front/rear	59.1/59.1		

### EPA Mileage Estimate (mpg)

Manual transmission (DX, LX)	26 city, 34 highway
Manual transmission (ES)	21 city, 26 highway
Automatic transmission (DX, LX)	23 city, 31 highway
Automatic transmission (ES)	19 city, 25 highway

### Warranties

The Mazda 36-Month/50,000-Mile Limited Warranty. Mazda warrants that the vehicle will be free from defects with normal use and prescribed maintenance for 36 months or 50,000 miles, whichever comes first, or Mazda will repair any problem without charge. Ordinary maintenance items or adjustments, parts subject to normal wear and replacement, and certain other items are excluded. This transferable "limited warranty" is free on all new 1993 Mazda vehicles sold and serviced in the United States. See your Mazda Dealer for details.

The Mazda Parts and Accessories Limited Warranty. Mazda warrants that each Genuine Mazda Part and Accessory, when used normally and properly maintained, will be free from defects for 12 months from the time of sale, or a Mazda Dealer will repair or replace it without charge. Labor charges are covered only if the Part or Accessory was installed by a Mazda Dealer. Under some circumstances, Mazda Accessories that are installed by a Mazda Dealer will be covered for more than 12 months under the vehicle warranty. Parts and Accessories that are improperly installed by a party other than Mazda or a Mazda Dealer, parts subject to normal wear and replacement, and certain other exclusions apply. This transferable "limited warranty" is free on all new Genuine Mazda Parts and Accessories sold by a Mazda Dealer in the United States. See your Mazda Dealer for details.

FEATURES



626 LX



626 ES

Mechanical Features	DX	LX	ES
2.0L DOHC 16-valve 4-cylinder engine with multi-port electronic fuel injection	S	S	—
2.5L DOHC 24-valve V6 engine with multi-port electronic fuel injection	—	—	S
5-speed manual transmission with overdrive	S	S	S
4-speed automatic transmission with overdrive	O	O	O
Fully independent suspension	S	S	S
Rack-and-pinion steering with engine-rpm-sensing variable power assist	S	S	S
Power-assisted ventilated front disc/rear drum brakes	S	S	—
Power-assisted 4-wheel disc brakes	*	*	S
Anti-lock Brake System (ABS)	O	O	O
Exterior Features	DX	LX	ES
14-inch wheels with full wheel covers	S	S	—
14-inch aluminum alloy wheels	—	O	—
15-inch aluminum alloy wheels	—	—	S
P195/65R14 all-season radial tires	S	S	—
P205/55R15 high-performance radial tires	—	—	S
Front mud guards	S	S	S
Dual body-color remote mirrors	S	—	—
Dual body-color power mirrors	—	S	S
Illuminated driver's-door-lock keyhole	S	S	S
Intermittent windshield wipers with variable control	S	S	S
Tinted glass	S	S	S
Upper windshield sunshade band	—	S	S
Halogen fog lights	—	—	S
Dual-outlet exhaust	—	—	S
Interior Features	DX	LX	ES
Reclining front bucket seats with adjustable thigh support and head restraints	S	S	S
60/40 split fold-down rear seatback with center arm rest	S	S	S
Cloth upholstery and molded door trim inserts	S	S	S
Leather Package:	—	—	O
Leather seating surfaces†			
Power driver's seat with six-way adjustment			
Leather-wrapped steering wheel and manual shift knob			

Interior Features (cont'd)	DX	LX	ES
Driver's- and passenger's-door map pocket	S	S	S
Driver's- and passenger's-visor vanity mirrors	—	S	S
Lockable, illuminated glove box	S	S	S
Center console with covered storage and dual cupholders	S	S	S
Power windows with driver's-side 1-touch-down feature	—	S	S
Power door locks	—	S	S
Child-safety rear door locks	S	S	S
Remote trunk and fuel-door releases	S	S	S
Dual map/reading lights for front-seat passengers	—	S	S
Courtesy lights with delayed fade-out feature, including door-mounted lights	S	S	S
Illuminated ignition-lock keyhole	S	S	S
8000-rpm tachometer, engine coolant temperature gauge, and resettable trip odometer	S	S	S
Tilt steering column	S	S	S
Cruise control with steering-wheel-mounted controls	O	S	S
Anti-theft alarm system	—	O	S
Driver's-side air bag Supplemental Restraint System (SRS)	S	S	S
Heater/defroster with 4-speed blower, push-button controls, rear-seat heater vents, front side-window demisters, and oscillating center vent louvers	S	S	S
Air conditioning	O	S	S
Rear window defogger with automatic shutoff	S	S	S
AM/FM/full-logic auto-reverse cassette stereo sound system with clock, anti-theft coding, six speakers, diversity antenna	O	S	S
Automatic power antenna	S	S	S
Compact disc player	A**	A	O/A
Remote-controlled, trunk-mounted compact disc changer (6-disc capacity)	A**	A	A
Power moonroof with tilt-up ventilation feature	—	O	O

S: Standard      O: Optional      —: Not available  
A: Dealer-installed accessory  
\* Included with and available only as part of ABS option.  
† Seating surfaces upholstered in leather except for vinyl on seat side panels, rear sides of seatbacks, and other minor areas.  
\*\* Requires optional AM/FM/cassette stereo system.

Information and illustrations in this brochure are based on the latest competitive and Mazda product information available at the time of publication. Some equipment shown is optional at extra cost; specific options may be available only in combination with other options. Specific combinations of colors, interiors, equipment, or features may vary from time to time and by geographic area; colors in illustrations may vary from actual upholstery or paint colors due to reproduction and printing processes. Mazda reserves the right to make changes without notice in product content and price at any time.

Each of the vehicles portrayed in this brochure is equipped with a passive restraint system for passenger protection. Although the passive restraint system in one or more of the photographs or illustrations may not be shown in its normal position, passive restraint systems should always be used in accordance with the instructions in the owner's manual.





At Mazda, we have made a commitment to customer satisfaction. Not only in the quality of the vehicles we sell, but in the way we treat you. Before and long after the sale.

We start with an easy purchase thanks to Mazda American Credit.\* Or, we can arrange a lease instead.

But whether you buy or lease, it's nice to know that every new Mazda is covered by one of the best basic warranties in the business—36 months or 50,000 miles of non-deductible protection.\*\*

And if something should go wrong, your Mazda Dealer's Parts and Service Department is factory-trained to fix it right... the first time. With Genuine Mazda Parts.

And any Genuine Mazda Part is covered for 12 months, with unlimited mileage, even if you install it yourself. So, if the part should fail, we'll repair it or give you another one... absolutely free. If your Mazda Dealer installed it, we'll also pay for the labor costs.\*\*

But our commitment doesn't stop with the customer. It includes the environment, as well. So we've eliminated asbestos from cylinder-head gaskets, brake pads and shoes. And to reduce the possibility of damage to the ozone layer, we've redesigned our air conditioning systems to operate on less Freon. Without sacrificing the system's performance. What's more, nearly 90% of our plastic body parts are now being labeled for recycling. So when the markets are ready, we'll also be ready.

Our new engines are built for better fuel mileage and lower emissions. And presently, we're working on a project that could change the world—a pollutant-free engine. The fuel is hydrogen. The engine is a Mazda rotary—a design that's well suited to this made-from-water fuel.

So you see, "It just feels right" pertains to more than the experience of driving a Mazda. It also refers to the satisfaction of owning a Mazda.

**mazda**  
IT JUST FEELS RIGHT.®

\*Retail and lease financing subject to approval of Mazda American Credit. \*\*See your Mazda Dealer for limited-warranty details.

© 1992 Mazda Motor of America, Inc. • 7755 Irvine Center Drive, Irvine, California 92718 • Printed 4/92, (450M) in U.S.A., Part No. 9999-92-0106-93